

N

NORTHWESTERN

2018-19 MEN'S BASKETBALL MEDIA GUIDE

CHICAGO'S BIG TEN TEAM™



2018-19 MEDIA GUIDE

Quick Facts 2
2017-18 Schedule 3
Big Ten Conference 4
2018 Big Ten Tournament 5
Welsh-Ryan Arena 6
President Morton Schapiro 7
Combe Family VP for Athletics and Recreation Jim Phillips 8
Coaches and Staff 10
Individual Game-by-Game Statistics 28
Individual Career Statistics 33
Radio/TV Roster 34
2017-18 Season Review 35
Year-By-Year Records 46
Northwestern Year-By-Year Statistics 48
Opponent Year-By-Year Statistics 49
Year-By-Year Results 50
Series Records vs. Opponents 62
Series History vs. Opponent 63
Northwestern Records 73
Individual Records 74
Team Records 75
Individual Career Records 76
Individual Game Records 80
Team Game Records 82
Team Season Records 83
Year-By-Year Leaders 84
Welsh-Ryan Arena Records 88
NU Big Ten Tournament Records 89
NU NCAA Tournament Records 90
Last Time It Happened 91
Northwestern History 93
1,000-Point Scorers 97
All-Time Letterwinners 104

QUICK FACTS

2018-19 QUICK FACTS
City/Zip: Evanston, IL 60208
Enrollment: 8,367
Nickname: Wildcats
School Color: Purple
Arena Name: Welsh-Ryan Arena
Capacity: 7,039
Affiliation: NCAA Division I
President: Morton Schapiro
Combe Family Director of Athletics and Recreation: Dr. Jim Phillips
Athletic Dept. Phone: 847-491-8880

2017-18 Overall Record: 15-17
Conference Record (Finish): 6-12 (10th)
Starters Returning/Lost: 2/3
Letterwinners Returning/Lost: 6/4

First Year of Basketball: 1904-05
Overall Won-Lost: 1080-1496-1
NCAA appearances/last: 1/2017
NIT appearances/last: 7/2012
Last Postseason Opponent:
Gonzaga, NCAA Second Round
Result: L, 79-73

Head Coach: Chris Collins
Alma Mater, Year: Duke, '96
Record at NU: 88-77 (Sixth Season)
Overall Record: 88-77 (Sixth Season)
Office Phone: 847-491-7906
Assistant Coach: Brian James
Year: Sixth Season
Alma Mater, Year: Illinois State, '77
Assistant Coach: Billy Donlon
Year: Second Season
Alma Mater, Year: UNC Wilmington, '99
Assistant Coach: Emanuel Dildy
Year: First Season
Alma Mater, Year: Eastern Illinois, '05
Director of Basketball Operations:
Chris Lauten
Assistant Director of Basketball Operations: Tad Glibert
Sports Performance: Mike Schweigert
Athletic Trainer: Jen Tymkew
Equipment Manager: John Lovellette

WHO WE ARE
Acceptable references:
Northwestern, Northwestern University, NU, Wildcats, 'Cats, Chicago's Big Ten Team

Please avoid:
N'western, NW, NWU

RETURNING STARTERS (2)
Vic Law (R-Sr., F, 12.0 ppg, 5.8 rpg)
Dererk Pardon (Sr., C, 8.6 ppg, 8.0 rpg)

OTHER RETURNING LETTERWINNERS (6)
Anthony Gaines (So., G, 4.0 ppg, 2.5 rpg)
Jordan Ash (Sr., G, 2.1 ppg, 1.2 rpg)
Barret Benson (Jr., C, 1.8 ppg, 18 blocks)
Aaron Falzon (R-Jr., F, 5.5 ppg, .375 3PT%)
Charlie Hall (Sr., G, 0.3 ppg, 0.3 rpg)
Tino Malnati (R-So, G, 0.0 ppg, 0.1 apg)

STARTERS LOST (4)
Scottie Lindsey (G/F, 15.2 ppg, 3.8 rpg)
Bryant McIntosh (G, 11. 8 ppg, 5.1 apg)
Gavin Skelly (F, 6.1 ppg, 4.0 rpg)

NEWCOMERS (6)
Ryan Taylor, Gr, G
A.J. Turner, Jr., F*
Ryan Greer, Fy., G
Miller Kopp, Fy., F
Ryan Young, Fy. C
Pete Nance, Fy. F

**Transferred from Boston College in 2017 and sat out 2017-18 season due to NCAA rules.*

NORTHWESTERN ATHLETIC COMMUNICATIONS
Associate A.D./Athletic Comm.: Paul Kennedy
Athletic Communications Phone: 847-491-7503

Assoc. Director/Men's Basketball Contact:
Ray O'Connell
Office Phone: 847-467-3418
Cell Phone: 773-550-0128
E-Mail Address:
raymond.oconnell@northwestern.edu

Mailing/Overnight Address
Anderson Hall
1501 Central Street
Evanston, IL 60208

2018-19 Northwestern Men's Basketball Media Guide designed and edited by Northwestern Athletic Communications staff.
***PHOTOGRAPHY:** Stephen J. Carrera, Northwestern Athletics, Northwestern University Archives*



2018-19 SCHEDULE

DAY	DATE	OPPONENT	SITE	TIME	TV
Fri.	**Nov. 2**	**McKendree (Exhibition)**	**Evanston, Ill.**	**7 p.m.**	**BTN Plus**
Thu.	**Nov. 8**	**New Orleans**	**Evanston, Ill.**	**7 p.m.**	**BTN**
Mon.	**Nov. 12**	**American**	**Evanston, Ill.**	**7 p.m.**	**BTN Plus**
Fri.	**Nov. 16**	**Binghamton**	**Evanston, Ill.**	**6 p.m.**	**ESPNU/ESPNews**
Thu.	Nov. 22	vs. Fresno State ✗	Fullerton, Calif.	3:30 p.m.	ESPNU
Fri.	Nov. 23	vs. La Salle or Miami ✗	Fullerton, Calif.	TBD	ESPN2/ESPNU
Sun.	Nov. 25	TBD ✗	Fullerton, Calif.	TBD	TBD
Wed.	**Nov. 28**	**Georgia Tech ❖**	**Evanston, Ill.**	**8 p.m.**	**ESPNU**
Sat.	Dec. 1	at Indiana *	Bloomington, Ind.	4 p.m.	BTN
Tue.	**Dec. 4**	**Michigan ***	**Evanston, Ill.**	**8 p.m.**	**BTN**
Sat.	**Dec. 8**	**DePaul**	**Evanston, Ill.**	**11 a.m.**	**BTN**
Mon.	**Dec. 17**	**Chicago State**	**Evanston, Ill.**	**8 p.m.**	**ESPNU**
Fri.	**Dec. 21**	**Oklahoma**	**Evanston, Ill.**	**8 p.m.**	**BTN**
Sun.	**Dec. 30**	**Columbia**	**Evanston, Ill.**	**4 p.m.**	**BTN Plus**
Wed.	Jan. 2	at Michigan State *	East Lansing, Mich.	7:30 p.m.	BTN
Sun.	**Jan. 6**	**Illinois ***	**Evanston, Ill.**	**1/3:15/5:30 p.m.**	**BTN**
Wed.	**Jan. 9**	**Iowa ***	**Evanston, Ill.**	**8 p.m.**	**BTN**
Sun.	Jan. 13	at Michigan *	Ann Arbor, Mich.	6:30 p.m.	BTN
Fri.	Jan. 18	at Rutgers *	Piscataway, N.J.	6 p.m.	BTN
Tue.	**Jan. 22**	**Indiana ***	**Evanston, Ill.**	**8 p.m.**	**BTN**
Sat.	Jan. 26	at Wisconsin *	Madison, Wis.	1:15 p.m.	BTN
Tue.	Jan. 29	at Maryland *	College Park, Md.	6 p.m.	FS1
Mon.	**Feb. 4**	**Penn State ***	**Evanston, Ill.**	**7 p.m.**	**FS1**
Sun.	Feb. 10	at Iowa *	Iowa City, Iowa	5:30 p.m.	BTN
Wed.	**Feb. 13**	**Rutgers ***	**Evanston, Ill.**	**6 p.m.**	**BTN**
Sat.	Feb. 16	at Nebraska *	Lincoln, Neb.	7:30 p.m.	BTN
Wed.	Feb. 20	at Ohio State *	Columbus, Ohio	7:30 p.m.	BTN
Sat.	**Feb. 23**	**Wisconsin ***	**Evanston, Ill.**	**7:30 p.m.**	**BTN**
Thu.	**Feb. 28**	**Minnesota ***	**Evanston, Ill.**	**8 p.m.**	**ESPN/ESPN2/U**
Sun.	Mar. 3	at Illinois *	Champaign, Ill.	5:30 p.m.	BTN
Wed.	**Mar. 6**	**Ohio State ***	**Evanston, Ill.**	**8 p.m.**	**BTN**
Sat.	**Mar. 9**	**Purdue ***	**Evanston, Ill.**	**1:30 p.m.**	**BTN**
Wed.-Sun.	Mar. 13 - 17	Big Ten Tournament	Chicago, Ill.		

✗ Wooden Legacy Tournament
❖ Big Ten/ACC Challenge
* Big Ten game

All times Central
Home games in **bold**

2018 BIG TEN/ACC CHALLENGE

ESPN in conjunction with the Big Ten Conference and the Atlantic Coast Conference announced the matchups for the 20th-annual ACC/Big Ten Challenge.

For the second straight season and the third time in five years, the Wildcats will take on Georgia Tech. This year's contest will be played Wednesday, Nov. 28 at Welsh-Ryan Arena.

The 'Cats and the Yellow Jackets have split four previous meetings in the Challenge. Georgia Tech snuck past Northwestern, 52-51, this past season in Atlanta. Each team has won one of the two prior matchups played in Evanston.

ESPN, ESPN2 and ESPNU will combine to televise all 14 games of the event, matching top college basketball programs playing for conference supremacy and the Commissioner's Cup. All games will also be available to stream via the ESPN app.

NU is 8-11 in its first 19 Challenge matchups, including a 65-58 home win over Wake Forest in 2017, the last time the Challenge was played at Welsh-Ryan Arena. The Wildcats won four consecutive contests in the event from 2008-11.

Monday, Nov. 26
Minnesota at Boston College
Nebraska at Clemson

Tuesday, Nov. 27
Illinois at Notre Dame
Indiana at Duke
Michigan State at Louisville
Pitt at Iowa
Virginia Tech at Penn State
NC State at Wisconsin

Wednesday, Nov. 28
Purdue at Florida State
Rutgers at Miami
North Carolina at Michigan
Virginia at Maryland
Georgia Tech at Northwestern
Syracuse at Ohio State

BIG TEN TOURNAMENT

The Big Ten Men's Basketball Tournament will be held in Chicago for the 10th time and returns to the United Center for the first time since 2015. Action will begin on Wednesday, March 13 and run through the championship game on Sunday, March 17.

Year	Dates (Location)
2019	March 13-17 (Chicago)
2020	TBA (Indianapolis)
2021	TBA (Chicago)
2022	TBA (Indianapolis)



The league tournament returns to 1901 W. Madison Street for the first time since 2015.


Northwestern's last appearance at the United Center came on Dec. 17, 2016, when the 'Cats topped Dayton in the State Farm Chicago Legends game.

2019 BIG TEN MEN'S BASKETBALL TOURNAMENT

MARCH 13-17 • UNITED CENTER • CHICAGO

MARCH 13	MARCH 14	MARCH 15	MARCH 16	MARCH 17
#13 Seed GAME 1 6:30 p.m. ET BTN #12 Seed	#9 Seed GAME 3 12:30 p.m. ET BTN #8 Seed	GAME 7 12:30 p.m. ET BTN #1 Seed	GAME 11 1 p.m. ET CBS Sports	GAME 13 3:30 p.m. ET CBS Sports
	GAME 4 25 mins. after Game 3 BTN #5 Seed	GAME 8 25 mins. after Game 7 BTN #4 Seed		2019 TOURNAMENT CHAMPION
#14 Seed GAME 2 9 p.m. ET BTN #11 Seed	#10 Seed GAME 5 7 p.m. ET BTN #7 Seed	GAME 9 7 p.m. ET BTN #2 Seed	GAME 12 3:30 p.m. ET CBS Sports	
	GAME 6 25 mins. after Game 5 BTN #6 Seed	GAME 10 25 mins. after Game 9 BTN		



WELSH-RYAN ARENA

Welsh-Ryan Arena underwent a complete $110 million renovation following the completion of the 2016-17 season. It will open on Nov. 2, 2018 when the Wildcats play McKendree in exhibition action.

Highlights of the project include:
- New seating throughout the arena, with chair-back seats replacing existing wood bleachers
- Wider, more accessible concourses with improved lighting
- Improved accessibility for the mobility-impaired, with five new elevators replacing the existing one
- New and expanded restrooms as well as the addition of accessible family restrooms
- New concession areas with twice as many point-of-sale stations for increased efficiency, along with new food and drink offerings
- State-of-the-art lighting, audio and video capabilities in the arena
- Premium seating areas and expansion of the club area, which provides space for pre- and post-game events
- Expansion of the building lobby
- New locker rooms for men's basketball, women's basketball and volleyball

McGaw Memorial Hall has been the home of the Wildcats since 1952, when it was built in part to accommodate a meeting of the World Council of Churches at the University. One of the best facilities of its size in the nation when it opened, McGaw Hall played host to the 1956 Final Four, which saw San Francisco win an 83-71 decision over Iowa in the championship game—a contest which drew a crowd of 10,653, still the building's basketball attendance record. McGaw Hall was one of just three different arenas to stage the event from 1953-59.

McGaw Hall was officially dedicated on Jan. 18, 1953, although the first game in it was played Dec. 6, 1952, with Northwestern taking on Western Michigan. The fieldhouse was donated to the University by Foster G. McGaw and friends in memory of his father, the Reverend Francis A. McGaw, a Presbyterian minister who died at his mission in Nairobi, Africa, in 1942.

After its early glory days, the structure to which the Wildcats returned in 1983-84 was not the same one they had left 12 months earlier. A $6.75 million renovation of the building had dramatically altered its interior, with the biggest improvement being the completion of Welsh-Ryan Arena. NU played its home games at Alumni Hall on DePaul University's campus during the 1982-83 season while the renovations were taking place.

As a part of the $20 million Campaign for Athletic Excellence, various facilities in McGaw Hall were updated and improved. New wood basketball courts were added to the back of McGaw Hall for extra practice and playing time for the men's basketball, women's basketball and volleyball teams.

The arena is named in recognition of a leadership gift to the $21 million Athletic Facilities Campaign by the Patrick G. and Shirley Ryan family of Kenilworth, Ill. Ryan, the recently retired chairman of Northwestern's Board of Trustees, is retired president and chief executive officer of AON Corporation. The name-gift pledge to the Campaign was made by the Ryan family in honor of his parents, Mr. and Mrs. Patrick G. Ryan Sr. and his wife's parents, Mr. and Mrs. Robert J. Welsh Sr.

Prior to their move to McGaw Hall, the Wildcats played their home games at Patten Gymnasium from 1910-40. One of the most important events held in the building during its final year was the championship game of the first NCAA tournament on March 27, 1939, when Oregon defeated Ohio State 46-33. Northwestern split its home games between Chicago Stadium and Evanston High School from 1940-52 before McGaw Hall opened for the 1952-53 season. The facility was constructed at a cost of $1.3 million.

The men's and women's basketball programs moved into brand-new locker rooms during the 2007-08 season as part of a $4 million project. The second phase of the efforts was completed in time for the 2008-09 campaign as the coaching staffs moved into their new offices on the second floor of the project.

For the 2014-15 season, high definition quality videoboards were installed at center court as well as behind each of the baskets.



Northwestern University President

MORTON SCHAPIRO

Morton Schapiro began his term as the 16th president of Northwestern University on September 1, 2009. He is a professor of economics in Northwestern's Judd A. and Marjorie Weinberg College of Arts and Sciences and also holds appointments in the J. L. Kellogg School of Management and the School of Education and Social Policy.

President Schapiro is among the nation's leading authorities on the economics of higher education, with particular expertise in the area of college financing and affordability and on trends in educational costs and student aid. He has testified before US Senate and House committees on economic and educational issues and is widely quoted in the national media on those issues.

Previously President Schapiro was president of Williams College from 2000 to 2009. Earlier he had served as a member of the Williams College faculty from 1980 to 1991 as professor of economics and assistant provost. In 1991 he went to the University of Southern California, where he served as chair of the Department of Economics until 1994 and then as dean of the College of Letters, Arts and Sciences until 2000. During his last two years as dean, he also served as the university's vice president for planning. President Schapiro has written more than 100 articles and written or edited nine books. The books include: Cents and Sensibility: What Economics Can Learn from the Humanities (with Gary Saul Morson, Princeton University Press 2017); The Student Aid Game: Meeting Need and Rewarding Talent in American Higher Education (with Michael McPherson, Princeton University Press 1998); Keeping College Affordable: Government and Educational Opportunity (with Michael McPherson, Brookings Institution 1991); plus an edited volume: The Fabulous Future? America and the World in 2040 (with Gary Saul Morson, Northwestern University Press 2015). He has received research grants and contracts from the National Science Foundation, the US Department of Education, the World Bank, the Andrew W. Mellon Foundation, the Spencer Foundation, the College Board, the Organization for Economic Cooperation and Development, and other groups to study the economics of higher education and related topics. In 2010 he was elected a fellow of the American Academy of Arts and Sciences, and in 2017 he was elected to the National Academy of Education. He received his bachelor's degree in economics from Hofstra University and his doctorate from the University of Pennsylvania.

President Schapiro and his wife Mimi have three children: Matt, Alissa and Rachel.





Combe Family
Vice President for Athletics and Recreation

DR. JIM PHILLIPS

James J. Phillips became Northwestern's 21st director of intercollegiate athletics and recreation on April 14, 2008, bring ing with him a track record of success at the Division I level and a commitment to the values Northwestern always has maintained in collegiate athletics. Four years into his tenure, Northwestern President Morton Schapiro elevated Phillips to the position of Combe Family Vice President for Athletics & Recreation.

A native of the Portage Park neighborhood on Chicago's northwest side, Phillips has proven to be the perfect fit to lead Northwestern's 19-sport program in the nation's third-largest city. His deep Windy City roots and family orientation are an
integral part of a core philosophy of providing student-athletes with a "world-class experience" that enables them to thrive academically, socially and athletically.

He was elected by his peers as the inaugural chair of the NCAA Division I Council. During a two-and-a-half year term, he served as the first-ever sitting athletic director on the NCAA Board of Directors and Board of Governors, and helped lead the most sweeping legislative reform in history for the benefit of student-athletes across the nation. He is currently a mem ber of the NCAA Division I Men's Basketball Committee, the group's first Northwestern representative in 50 years. This year he serves on both the Rose Bowl Management Committee and Fiesta Bowl Board of Directors, and is a past president of the National Association of Collegiate Directors of Athletics (NACDA).
I
n May, Phillips was honored as the Sports Business Journal Athletic Director of the Year. He also was recognized as the National Association of Collegiate Directors of Athletics (NACDA) Under Armour Athletic Director of the Year in FBS in both 2012 and 2016.

During Phillips' decade of leadership, Northwestern student-athletes and the department have reached new heights in the classroom, in the community and in competition. Academically, Wildcats student-athletes surpassed 200 Academic All-Big Ten honorees each of the last eight years, and last year earned 81 prestigious Big Ten Distinguished Scholar honors. The group of more than 500 young men and women combined to post a record GPA of 3.33 during the 2017-18 academic year. The spring of 2018 marked the 36th consecutive quarter in which the Wildcats exceeded a 3.0 average GPA as a group, with the average student-athlete GPA a record 3.36 during the term. During that most recent quarter, 81 percent of student-athletes posted a GPA of 3.0-or-better.

NU scored a 97 percent overall Graduation Success Rate (GSR) in the latest data released by the NCAA, a figure which leads the Big Ten by five percentage points and ranks among the best scores in the nation. The Wildcats have scored 96 percent-or-higher overall in every year that GSR data has been released, finishing in the Top-4 among FBS athletic departments all 13 years. Northwestern football's 99-percent GSR is the top score among all FBS institutions across the nation, and leads the Big Ten by 14 points.

Northwestern continues to be among the nation's leaders in community service, and Wildcats student-athletes totaled more than 5,500 hours in service of more than 100 community organizations in 2017-18. That emphasis on outreach has also included athletic department staff since 2012, during the annual Staff Service Day in early June. In 2012, Phillips guided the institution of the trailblazing 'NU For Life' program, an innovative four-year curriculum dedicated to guiding student-athletes toward their professional passion, connecting them with desirable internship and job opportunities, and preparing them for lifelong success after their playing careers are complete.

In competition, lacrosse, softball, golf, fencing, soccer, tennis, field hockey, swimming, diving and wrestling all have won conference or national championships during Phillips' tenure. Eight of Northwestern's 14 all-time bowl appearances have been earned since 2008, and the football program has posted three 10-win campaigns and three bowl championships over the last six seasons,
including back-to-back bowl wins the last two years. Over his decade of leadership, Northwestern student-athletes have piled up 123 All-America honors, 39 Player of the Year awards and more than 2,200 Academic All-Big Ten honors. The Wildcats have also been recognized with 26 Coach of the Year awards, and have won 34 conference championships.

Mirroring the evolution across campus, Athletics & Recreation is in the midst of a facilities transformation, led by unprecedented support from the Wildcats community. This year the department officially dedicated the Walter Athletics Center and Ryan Fieldhouse on Lake Michigan, the new nucleus of the day-to-day student-athlete experience. In November the new Welsh-Ryan Arena, home of basketball, volleyball and wrestling, will debut, followed next spring by the Trienens Performance Center. Over the last five years, Northwestern has opened a 30,000 square-foot expansion of the Henry Crown Sports Pavil ion for recreation, a multi-million dollar sailing center serving the entire community, Miller Park, Martin Stadium, Hutcheson Field, and the renovated Lakeside Field.

Phillips and his wife, Laura, have five children: Luke, Madeline, Meredith, John and James.





NORTHWESTERN STAFF



Sullivan-Ubben Head Coach • Sixth Season

CHRIS COLLINS

Chris Collins is in his sixth season as the head coach at Northwestern. He was named the University's 24th head men's basketball coach on March 27, 2013.

In 2017-18, Collins saw his first Northwestern recruiting class wrap up their collegiate careers. Bryant McIntosh left NU with more than 1,600 points and 700 career assists, becoming one of only three players in Big Ten history to reach both milestones. His 700 career assists are a program record, while ranking seventh in league history. Scottie Lindsey finished his time in Evanston ranking eighth in school history in career three-point field goals and in the top 20 in scoring.

Collins guided the Wildcats to heights never before reached during the 2016-17 season. The unforgettable campaign saw Northwestern accumulate a school-record 24 wins while earning the program's first NCAA tournament berth and victory in school history.

NU captured the nation's attention with its outstanding start to the season. An 18-4 start, including a six-game winning streak in Big Ten Conference play — the program's first since 1933 — saw the team crack the top 25 of the Associated Press poll on Jan. 30, the team's first national ranking in seven years.

Northwestern went on to record 10 wins in league play, its most since the 1932-33 campaign. Five of the victories came on the road, including a 66-59 triumph at No. 7/5 Wisconsin on Feb. 12.

The 'Cats picked up a pair of wins in the Big Ten tournament in Washington D.C., including defeating 25th-ranked Maryland in its own backyard, to give NU its first appearance in the conference tournament semifinal round in school history.

NU was rewarded with an NCAA tournament berth on Selection Sunday and the Wildcats earned a 68-66 victory over Vanderbilt in an opening-round contest in Salt Lake City. Northwestern pushed second-ranked and eventual national runner-up Gonzaga to the limits in the second round before eventually suffering a narrow loss.

The 'Cats placed two individuals on the All-Big Ten teams for the first time since 2012 as Bryant McIntosh was a unanimous second-team selection while Scottie Lindsey was recognized as a third-team pick of the league's coaches. In addition, Vic Law was named to the conference's five-member All-Defensive Team.

Lindsey was one of the Big Ten's most improved players while McIntosh became Northwestern's all-time leader in assists in just his third season of play. McIntosh's average of 5.4 assists per game in conference play made him the first Wildcat in school history to lead the Big Ten in the category (since 1975).

Additionally, Derek Pardon led the Big Ten in field goal percentage in league play (.617) and Nathan Taphorn was the conference leader in 3-point field goal percentage in all games (.470).

Northwestern hung its hat on its defense as the team ranked second in the Big Ten in both opponents field goal percentage (.403) and scoring defense (65.5 ppg), while ranking third in blocked shots (4.9 pg).

Collins' contributions to the program were rewarded by being named one of four national finalists for the Naismith Men's Coach of the Year award.

Following the 2016-17 season, Collins agreed to a contract extension that runs through the 2024-25 campaign.

The 2015-16 season saw the Wildcats establish a then school regular-season record 20 wins, including eight in Big Ten play. Three of the Big Ten wins were by 20 or more points, marking the first time a Northwestern team posted three league wins by 20+ points since the 1943-44 season.

The Wildcats posted a 10-game winning streak—just the second double-figure winning streak all-time at NU—en route to a 13-1 start to the season, matching the school record for the top 14-game opening stretch in school history. The squad also notched a school-record 13-game home winning streak spanning the 2014-15 and 2015-16 seasons.

Northwestern ranked sixth in the nation with a 1.59 assist-to-turnover ratio paced by McIntosh who recorded a school single-season record 213 assists. The total blew away the previous record of 157 set by Tim Doyle in 2006-07. McIntosh earned honorable mention All-Big Ten distinction along with senior Tre Demps.

Collins' second season with the Wildcats saw the young team continue to improve throughout the season. Despite a stretch of heartbreaking losses, Northwestern showed the resilience to bounce back late in the year to post four straight Big Ten victories and five of six.

Despite being without the services of leading returning scorer JerShon Cobb for a good portion of the season, the 'Cats came together during their late-season surge. Three of the team's top six scorers were true freshmen, including McIntosh who set the school freshman record with 150 assists to go along with an average of 11.4 points per game en route to being named to the five-member Big Ten All-Freshman Team.

Demps and Alex Olah both earned honorable mention All-Big Ten recognition. Olah became the school's career leader in blocked shots in just three seasons and ranked third in the Big Ten with seven double-doubles.

In his first season at the helm, Collins led the Wildcats to an impressive string of road victories.

Collins won his debut as a head coach, notching a 72-55 victory over Eastern Illinois Nov. 9. He traversed the 'Cats through a grinding Big Ten schedule, including earning his first conference triumph at home against 23rd-ranked Illinois Jan. 12.

Northwestern's impressive string of road success began Jan. 18 at Indiana before the Wildcats earned a 65-56 win at 14th-ranked Wisconsin. The loss was just the fifth by an unranked Big Ten team in 73 games during Bo Ryan's tenure in Madison. The winning ways continued three days later when the 'Cats notched a one-point win at Minnesota, marking NU's first three-game road winning streak since 1960.

Even though second-leading scorer Cobb was lost to injury late in the season, the Wildcats finished the campaign strong, defeating Purdue on the road to wrap up the regular season before upsetting sixth-seeded Iowa in the opening round of the Big Ten tournament.

The Wildcats were greatly improved on the defensive end under Collins' guidance, holding four of their Big Ten opponents below 30 percent shooting in a game. NU allowed a mere 63.3 points per game in conference play to rank second in the league. Meanwhile, the team's .419 opponents field goal percentage ranked third in the Big Ten.

Collins came to Evanston after serving on the coaching staff at Duke since July 22, 2000. He was promoted to Associate Head Coach in the summer of 2008. During Collins' 13 seasons on the Blue Devils' staff, Duke posted an overall record of 385-77 while recording eight ACC tournament championships, four ACC regular season titles, eight in-season tournament titles and national championships in 2001 and 2010.

Collins worked primarily with backcourt players during his time at Duke and tutored All-Americans Jason Williams, Mike Dunleavy, Chris Duhon, J.J. Redick, Gerald Henderson, DeMarcus Nelson, Jon Scheyer, Nolan Smith and Austin Rivers, in addition to NBA draft picks Daniel Ewing, Kyrie Irving and Kyle Singler.

Collins also served as a court coach and scout for Mike Krzyzewski, assisting the USA Basketball Senior National Team staff with on-court duties as well as game preparation from 2006-12, including during the program's gold-medal performances at the 2008 Beijing Olympics, 2010 FIBA World Championships and 2012 London Olympics.

In his first season as a coach at Duke, the Blue Devils won the 2001 national championship with an 82-72 victory over Arizona. Along the way, Williams earned unanimous first-team All-America and National Player of the Year honors by the NABC. Duhon, a freshman under Collins' tutelage in 2001, was named the ACC Rookie of the Year.

The following year, the Blue Devils posted a 31-4 record, won the ACC tournament for the fourth-consecutive season and were ranked No. 1 in the nation in the final Associated Press poll. Williams earned National Player of the Year honors for the second-consecutive year.

During the 2002-03 season, Duke posted a 26-7 record, a fifth-consecutive ACC tournament championship. One year later, Duke went 31-6 and returned to the Final Four for the second time in Collins' coaching career. Two of his backcourt players, Duhon and Redick, earned All-America and All-ACC recognition.

Collins helped the Blue Devils to a 26-7 overall slate that included the ACC tournament crown in 2004-05. Redick was named the National Player of the Year.

Collins' Coaching Experience

Year	School/Team	Position
1997-98	Detroit Shock (WNBA)	Assistant Coach
1998-2000	Seton Hall	Assistant Coach
2000-08	Duke	Assistant Coach
2008-13	Duke	Associate Head Coach
2013-Present	Northwestern	Head Coach

Collins' Head Coaching Record Year-by-Year

Year	School	Record	Big Ten	Place	Postseason
2013-14	Northwestern	14-19	6-12	T-10th	—
2014-15	Northwestern	15-17	6-12	T-10th	—
2015-16	Northwestern	20-12	8-10	9th	—
2016-17	Northwestern	24-12	10-8	T-5th	NCAA 2nd Rd.
2017-18	Northwestern	15-17	6-12	10th	—
Totals	**4 years**	**88-76**	**36-54**		

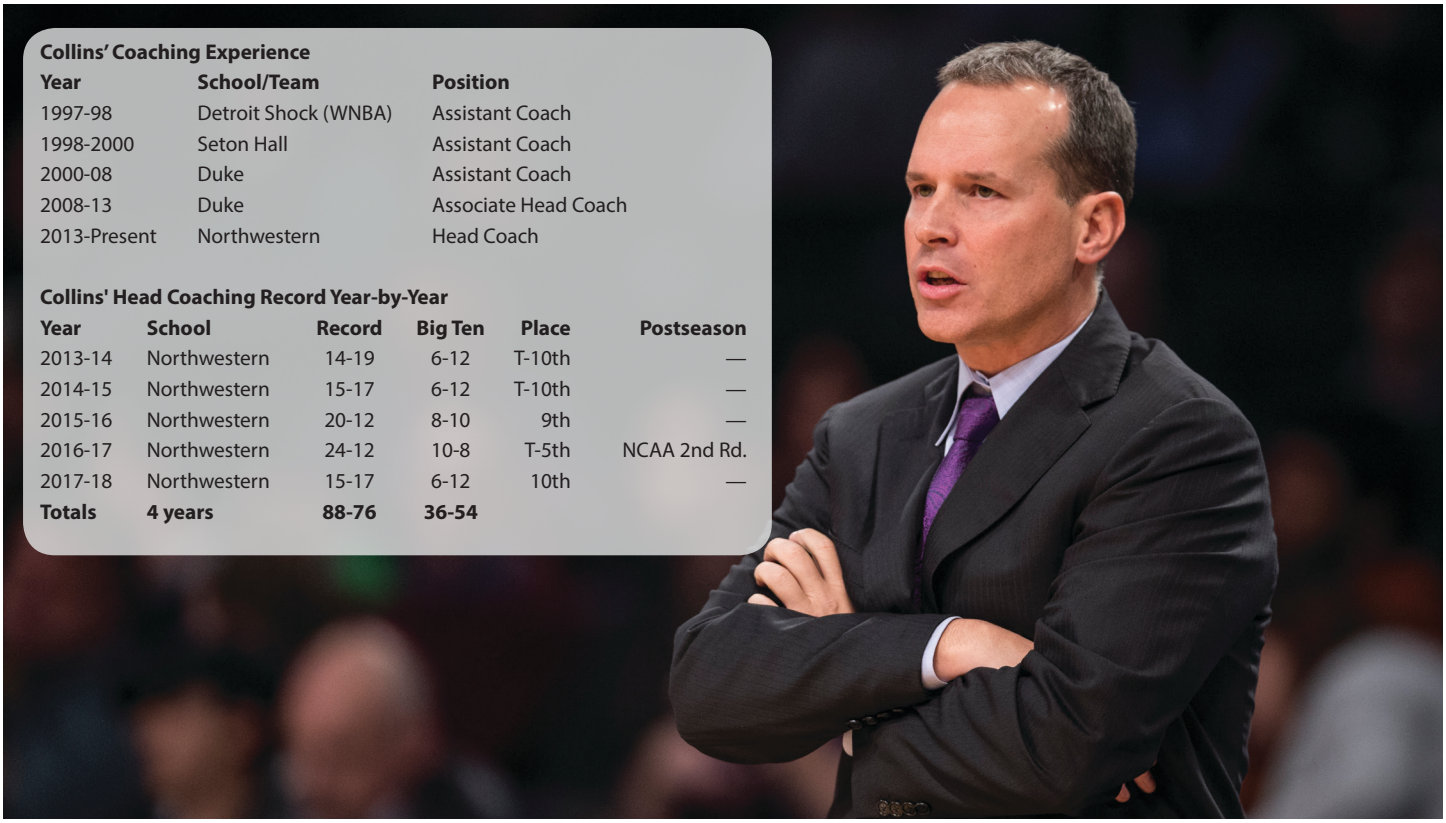

In the 2005-06 season, Collins watched his star pupil, Redick, rank second in the NCAA with a scoring average of 26.8 points per game, while setting the Duke and ACC career scoring records and the NCAA career three-point field goals record. He was a consensus National Player of the Year and a unanimous first-team All-American for the 32-4 Blue Devils.

In 2007-08, Collins helped Nelson elevate his game and garner several honors along the way. Nelson was tabbed the ACC Defensive Player of the Year and also earned NABC third-team All-America, first-team All-ACC and ACC All-Defensive team honors. In 2008-09, Collins guided Henderson to All-America and first-team All-ACC honors. Collins also coached Scheyer in his transition to point guard late in the year, which led to an ACC tournament title.

Collins helped lead Duke to its second national championship during his tenure in 2009-10 as the Blue Devils defeated Butler, 61-59, in the NCAA championship game. Collins coached the top-scoring trio in the NCAA as guards Jon Scheyer, Kyle Singler and Nolan Smith combined to score 53.3 points per game. Scheyer was named a second-team All-America, Singler was the NCAA Final Four Most Outstanding Player and Smith was the NCAA Tournament South Region MOP. All three players were also selected All-ACC and to ACC all-tournament teams while leading the Blue Devils to ACC tournament and ACC regular season championships.

The 2010-11 season marked the third-straight 30-win campaign for the Blue Devils. Collins coached a pair of senior all-stars for the Blue Devils, Singler and Smith. Singler earned first-team All-ACC honors, while Smith led the ACC in scoring at 20.6 points per game to claim ACC Player of the Year and first-team All-America honors.

In 2011-12, Collins was integral in the development of a backcourt that featured NABC third-team All-American Austin Rivers. Rivers averaged a team-high 15.5 points per game to become just the third Duke freshman to lead the team in scoring. He also was tabbed as the ACC Rookie of the Year and was just the seventh freshman in league history to earn first-team all-conference honors.

Before returning to his alma mater, Collins served as an assistant coach at Seton Hall for two years with Tommy Amaker. In 1999-2000, Collins was part of a staff that guided the Pirates to a 22-10 record and the Sweet 16 of the NCAA tournament. Prior to Seton Hall, Collins spent the 1997-98 season as an assistant with the WNBA's Detroit Shock.

As a player, Collins played professional basketball in Finland during the 1996-97 season, leading the league in scoring.

While at Duke, Collins was a team captain as a senior and four-year letterman from 1993-96. He ranks 11th among Duke's all-time leaders in three-point field goals (209) and 10th in three-point field goal attempts (539). Collins averaged 9.1 points, 2.0 rebounds and 2.4 assists as a collegian. He earned second-team All-ACC honors as a senior.



CHRIS COLLINS (right) was one of four finalists for the 2017 Naismith Coach of the Year award joining Kansas' Bill Self, Villanova's Jay Wright and eventual winner Mark Few of Gonzaga (not pictured).

Collins was a member of a Duke senior class that had 83 total victories, three NCAA tournament bids, one Final Four appearance, two ACC regular season championships, an ACC tournament title, and two in-season tournament championships (the 1992 Maui Classic and the 1995 Carrs Great Alaska Shootout).

As a senior in 1996, Collins had his most productive season, leading the Blue Devils in three-point field goals (79), three-point percentage (.441), free throws made (83) and attempted (115), assists (132) and steals (37). Collins also ranked second on the team by averaging 16.3 points per game. He was among the ACC leaders in scoring (10th), assists (fourth), field goal percentage (.467, seventh) and free throw percentage (.722, 10th).

Collins is the son of former NBA All-Star, Doug Collins, who is currently a senior advisor for the Chicago Bulls. A native of nearby Northbrook, Illinois, Collins is a 1996 graduate of Duke with a bachelor's degree in sociology.

Collins and his wife, Kim, have two children: Ryan and Kate.



THE COLLINS FAMILY: (from left) Chris, Kim, Ryan and Kate.



Assistant Coach • Sixth Season

BRIAN JAMES

Brian James is in his sixth season as an assistant coach at Northwestern on Chris Collins' staff.

James served as Collins' coach during his high school career at Glenbrook North where he helped Collins gain McDonald's All-America status as well as the title of Illinois' Mr. Basketball.

James is in charge of working with the Wildcats' post men and played a vital role in developing Alex Olah into one of the top centers in the Big Ten. Olah became Northwestern's all-time leader in blocked shots in only three seasons while finishing with 181 for his career. He also posted 1,161 career points and left NU with 663 rebounds to rank ninth in program history in the category.

With both Olah and fellow veteran big man Joey van Zegeren sidelined due to injury at the beginning of Big Ten play in 2015-16, James groomed freshman Dererk Pardon for a key role on the squad. In just his second career game and first Big Ten game, Pardon posted 28 points and 12 rebounds in a victory at Nebraska under James' tutelage.

Some of Olah's top performances came against the top big men in the Big Ten, including NBA Lottery selections Noah Vonleh of Indiana and Frank Kaminsky of Wisconsin as well as Purdue's A.J. Hammons.

James has helped in the development of Pardon as one of the conference's best big men. Pardon led the Big Ten Conference in 2016-17 with a .617 field goal percentage in league play, becoming the first Northwestern player to do so since Evan Eschmeyer in 1998-99. In all games, Pardon ranked second in the league in field goal percentage (.611), fourth in blocked shots (1.8 pg) and seventh in rebounding (8.0 pg).

James is credited for drawing up "The Play," Nathan Taphorn's length-of-the-court to Dererk Pardon that resulted in a buzzer-beating 67-65 win for Northwestern over Michigan that all but clinched NU's first NCAA tournament berth in program history.

James came to Northwestern after spending three seasons as an assistant coach with the Philadelphia 76ers alongside head coach Doug Collins, Chris Collins' father. He helped the Sixers reach the 2012 NBA Eastern Conference Semifinals.

The Taylorville, Illinois, native has 14 years of NBA coaching experience. Prior to joining the Sixers, James served as an assistant coach with the Milwaukee Bucks for three seasons from 2005-06 through 2007-08. In addition to the Bucks, James had held assistant coaching positions in the NBA with Washington (2001-03), Toronto (1998-2001) and Detroit (1995-98). His stints with the Wizards and Pistons also came as a member of Doug Collins' staff.

The Raptors reached the semifinal round of the Eastern Conference playoffs in 2001 and James helped coach the Eastern Conference squad at the 1997 NBA All-Star Game while on the coaching staff of the Pistons.

During his time in the NBA, James coached such notable players as Michael Jordan, Grant Hill, Vince Carter, Tracy McGrady, Michael Redd, Elton Brand and Andre Iguodala.

He also served as an NBA analyst for ESPN.com and spent two years as an advance scout for the Seattle Supersonics.

His 18 years of high school coaching experience in the state of Illinois were split between four different high schools. In addition to Glenbrook North, James also served head-coaching stints at Romeoville and Wilmington. He compiled a varsity career coaching record of 196-79 (.713) and helped his teams reach the state tournament four times.

A 1977 graduate of Illinois State University with a degree in physical education, James holds a masters degree in educational administration from Northeastern Illinois University.

He has three children: Christopher, Dayna and Brady.

JAMES' COACHING CAREER

Northwestern University, 2013-present
Assistant Coach
Philadelphia 76ers, 2010-13
Assistant Coach
Milwaukee Bucks, 2005-08
Assistant Coach
Washington Wizards, 2001-03
Assistant Coach
Toronto Raptors, 1998-2001
Assistant Coach
Detroit Pistons, 1995-98
Assistant Coach
Glenbrook North H.S. (Northbrook, Ill.), 1989-95
Head Coach
Romeoville (Ill.) High School, 1985-89
Head Coach
Taylorville (Ill.) High School, 1978-85
Assistant Coach
Wilmington (Ill.) High School, 1977-78
Head Coach



Assistant Coach • Second Season

BILLY DONLON

Billy Donlon joined the Northwestern men's basketball program as an assistant coach in June 2017.

The ties to the Northwestern program run deep for Donlon. His father, Bill, served as an assistant coach for the Wildcats under head coach Bill Foster for seven seasons from 1986-93. Billy Donlon's homecoming reunited him with current NU assistant Brian James who was his high school coach at nearby Glenbrook North High School, the same school attended by head coach Chris Collins.

Donlon's lone season in Ann Arbor saw Michigan post a 26-12 record, including winning four games in four days to capture the Big Ten tournament title. The Wolverines went on to advance to the Sweet 16 round of the NCAA tournament.

Donlon came to Michigan after spending a decade at Wright State, including the final six years as the program's head coach. In those six seasons (2010-16), Donlon compiled a 109-94 record with three 20-plus win seasons and helped the Raiders reach the Horizon League Tournament title game three times (2013, '14, '16). In addition, Donlon's squads tied the program marks for wins with 23 in 2013 and conference wins with 13 in 2016.

After his 2013 squad was picked to finished last in the preseason, Donlon went on to be named the Horizon League's Coach of the Year. He guided the Raiders to a 10-win improvement, tying the school record with 23 wins, the No. 3 seed and a championship game appearance in the Horizon League Tournament as well as a semifinal appearance in the College Basketball Invitational (CBI). He was also named a finalist for the Skip Prosser Man of the Year Award and the Hugh Durham Coach of the Year Award given to the nation's top mid-major coach.

During his tenure, he coached five players to All-Horizon League honors—Vaughn Duggins (2011, 1st), N'Gai Evans (2011, 2nd), Julius Mays (2012, 2nd), Cole Darling (2013, 2nd) and A.J. Pacher (2014, 2nd). In 2012, Mays was also named the Horizon Newcomer of the Year and was a member of the All-Newcomer Team.

Known for his defensive strategies, Wright State's defense ranked as high as 16th nationally in 2013, and he had two players selected as the Horizon League All-Defensive Team—Matt Vest (2014) and Joe Thomasson (2016).

Before his promotion to head coach in 2010, Donlon served as the associate head coach under current Clemson head coach Brad Brownell for four seasons (2007-10). He helped Wright State to four straight 20-plus win seasons, the 2007 Horizon League regular-season and tournament title and an automatic bid to the 2007 NCAA Tournament, where the Raiders lost in the first round to Pittsburgh.

Before joining Wright State, Donlon was an assistant at his alma mater UNC Wilmington for four seasons (2002-06), coaching again under Brownell. Donlon assisted the Seahawks to a pair of NCAA tournament appearances (2003, '06) and two Colonial Athletic Association (CAA) regular-season and tournament titles (2003, '06).

Following his collegiate playing career at UNCW, Donlon began his coaching career as an assistant at American University (1999-2000) before moving on to Saint Peter's for a season (2000-01). Following the 2001 season, Donlon spent a year playing professionally overseas with Irish National Team, as well as stops in France and Germany.

As a collegiate player, Donlon was a star guard at UNC Wilmington for four seasons (1996-99), playing in 118 career games. He finished with 901 points and at the time of his graduation he was the Seahawks all-time assist leader with 456, which currently stands third in UNCW history. He was a member of the Colonial Athletic Association's (CAA) All-Rookie Team in 1996 and led the team in assists as a junior (5.6 apg) and senior (5.2 apg).

Donlon, who earned a history degree in 1999 from UNCW, received one of the CAA's most prestigious honors in his senior year. He was selected as the recipient of the Dean Ehlers Award for Leadership, presented annually to the player who embodies the highest standards of leadership, integrity and sportsmanship through academic and athletic achievements.

DONLON'S COACHING CAREER

Northwestern University, 2017-present
Assistant Coach
University of Michigan, 2016-17
Assistant Coach
Wright State University, 2010-16
Head Coach
Wright State University, 2006-10
Associate Head Coach
UNC Wilmington, 2002-06
Assistant Coach
Saint Peter's University, 2000-01
Assistant Coach
American University, 1999-2000
Assistant Coach



Assistant Coach • First Season

EMANUEL DILDY

Emanuel Dildy joined the Northwestern men's basketball program in May of 2018.

A Chicago native, Dildy joins Northwestern after spending the 2017-18 season as an assistant coach at Valparaiso. During his lone season with the Crusaders, Dildy was key in the player development of Tavon Walker and Bakari Evelyn, helping them earn Missouri Valley Conference All-Defensive Team and All-Newcomer Team honors, respectively.

During the 2016-17 season, Dildy coached in the Southeastern Conference as an assistant coach at the University of Missouri. Under Dildy's tutelage, Jordan Barnett developed into one of the SEC's most productive perimeter players, leading the team in scoring with an average of 12.2 points per game.

Prior to arriving at Mizzou, Dildy worked for three seasons (2013-16) as an assistant coach at Loyola Chicago. Dildy's player development and recruiting efforts helped lead Loyola to a College Basketball Invitational title in 2014-15 and later helped Loyola earn an NCAA Final Four appearance during the 2017-18 season.

Aundre Jackson ranked among the national leaders and set a Loyola single-season record for field goal percentage (.669) while also setting the school's career field goal percentage mark (.620). Jackson's production led to 2017 MVC Sixth Man of the Year and MVC All-Newcomer Team accolades.

DILDY'S COACHING CAREER

Northwestern University, 2018-present
Assistant Coach
Valparaiso University, 2017-18
Assistant Coach
University of Missouri, 2016-17
Assistant Coach
Loyola Chicago, 2013-16
Assistant Coach
Eastern Illinois, 2012-13
Assistant Coach
Kennedy-King College, 2010-12
Head Coach
Kennedy-King College, 2008-10
Assistant Coach

Donte Ingram blossomed into a 2018 MVC Tournament MVP and Second-Team All-MVC honoree. He is one of only 11 Ramblers to record over 1,200 points and 600 rebounds in a Loyola uniform for his career.

Dildy also help coach guard Milton Doyle develop into Loyola's first player to earn First-Team All-MVC recognition. He finished his career with 1,606 points, which places him eighth on Loyola's all-time scoring chart and he also ranks fifth with 459 assists. Doyle capped his career by becoming the first Rambler since 2007 to earn NABC First-Team All-District recognition.

Dildy spent the 2012-13 season as an assistant coach at his alma mater, Eastern Illinois, as he broke into the Division I coaching ranks. While at EIU, Dildy was instrumental in the player development of Sherman Blanford, who led the team in rebounding and also went on to earn 2012-13 All-Ohio Valley Newcomer Team and 2013-14 Second-Team All-OVC accolades. Dildy also was key in the recruitment of transfer Reggie Smith who was named to the 2013-14 All-Newcomer team and transfer Chris Olivier who became the team's leading scorer and finished his career fifth on EIU's all-time blocked shots list.

Dildy's coaching career started at Kennedy-King College in Chicago, where he served as an assistant coach for two seasons (2008-10) before spending two seasons as head coach (2010-12). As the head coach, Dildy guided the Statesmen to a 35-27 overall record and led the team to an appearance in the NJCAA 2012 Region IV tournament championship game.

Dildy played for two seasons at New Mexico State before transferring to Eastern Illinois, where he was an All-Ohio Valley Conference selection as a senior. After earning his B.A. in Communications from EIU in 2005, Dildy played professionally in Germany for two years and stateside for one season in the International Basketball League before embarking on his coaching career.

SUPPORT STAFF



JERSHON COBB

DIRECTOR OF PLAYER DEVELOPMENT
FIRST SEASON



CHRIS LAUTEN

DIRECTOR OF OPERATIONS
SIXTH SEASON



TAD GLIBERT

ASST. DIRECTOR OF OPERATIONS
FOURTH SEASON



MIKE SCHWEIGERT

ASST. DIRECTOR OF SPORTS PERFORMANCE
NINTH SEASON



JEN TYMKEW

ASSOC. DIRECTOR OF ATHLETIC TRAINING
10TH SEASON



JENIFER MARR

ADMINISTRATIVE ASSISTANT
EIGHTH SEASON



JOHN LOVELLETTE

ASSISTANT EQUIPMENT DIRECTOR
FIFTH SEASON



RAY O'CONNELL

ASSOCIATE DIRECTOR OF ATHLETIC COMM.
FOURTH SEASON



BRIAN BAPTISTE

DEPUTY DIRECTOR OF ATHLETICS
(CAPITAL PROJECTS AND OPERATIONS)/
SPORT ADMINISTRATOR
SIXTH SEASON



JANNA BLAIS

DEPUTY DIRECTOR OF ATHLETICS
(ADMINISTRATION AND POLICY/SWA)/
SPORT ADMINISTRATOR
NINTH SEASON



HEATHER OBERING

ASSOCIATE A.D. OF MARKETING
EIGHTH SEASON


Through it all.
Through it all.
PARDON
5
AL BUILDING



2018-19 NORTHWESTERN WILDCATS



VIC LAW

FORWARD
6-7 | 200 | RS-SENIOR
SOUTH HOLLAND, ILL.
ST. RITA

4

2017-18
Started all 27 games in which he appeared ... Recorded 12 points, 7 rebounds and 3 blocks in a season-opening win over Loyola (Md.) (11/12) ... Tallied a career-best 30 points, including 23 in the second half, while matching a career high with five 3-pointers vs. Creighton (11/15) ... Finished just shy of recording a double-double in a win over La Salle, posting 8 points, 8 rebounds and 5 assists (11/18) ... Scored 15 points in a victory over Sacred Heart (11/24) ... Posted 16 points with 7 rebounds in an overtime win over Illinois (12/1) ... Recorded a double-double, posting 12 points and a season-high 10 rebounds with 4 assists at Purdue (12/3) ... Scored a game-high 18 points in just 17 minutes of action, including going 7-for-7 from the free throw line, in a win over Chicago State (12/11) ... Tallied 15 points in the first seven minutes of the game, including knocking down four straight 3-pointers, en route to scoring a game-high 18 points in a win over Valparaiso (12/14) ... Missed two contests vs. Lewis (12/19) and Oklahoma (12/22) due to injury ... Scored a team-high 18 points in a comeback win over Penn State (1/20) ... Posted a double-double, recording 18 points, a career-high 13 rebounds, and a career-high-tying five assists in victory at Minnesota (1/23) ... Finished just shy of a double-double, posting nine points and a team-high 8 rebounds in a win at Wisconsin (2/1) ... Tallied 18 of his game-high 21 points in the first half to go along with 5 assists against No. 2/1 Michigan State (2/17) ... Missed the final three games of the season due to injury ... Academic All-Big Ten.

2016-17
Started all 36 games ... Big Ten All-Defensive Team selection ... Returned to the court following a redshirt year in a season-opening win over Mississippi Valley State (11/11), scoring a career-high 18 points with 6 rebounds, 4 assists and 2 steals ... Posted a career-high point total for the second straight game, tallying 26 in a win over Eastern Washington (11/14), including going 3-for-4 from 3-point range and 9-for-10 from the free throw line ... Connected on eight straight 3-point attempts spanning three games from Nov. 11-16 and is shooting 54.1 percent (20-37) from beyond the arch this season ... Connected on each of his first five 3-point attempts in scoring a team-high 17 points at Butler (11/16) ... Legends Classic all-tournament team selection ... Knocked down a career-high 9 shots in scoring 22 points with 5 rebounds and a career-best 4 blocked shots in a win over Bryant (11/25) ... Tallied 16 points while setting a career high with 5 assists in a win over DePaul (12/3) ... Connected on all eight of his free throw attempts in a victory over New Orleans (12/11) ... Scored a team-high 15 points in a win over Chicago State (12/14) ... Pulled in a season-high 9 rebounds in a win over Dayton (12/17) ... Notched a double-double, posting 12 points and a career-best 12 rebounds to go along with 5 assists, in a win over Penn State in the Big Ten opener (12/27) ... Finished one rebound shy of a double at Michigan State (12/30), recording 16 points and 9 boards ... Knocked down each of his first five 3-point field goal attempts in scoring 15 points in a win at Nebraska (1/8) ... Scored 19 of his game-high 23 points in the second half of a win at Rutgers (1/12) ... Posted 14 of his team-high 20 points in the second half in a victory over Nebraska (1/26) ... Finished one rebound shy of a double-double against Illinois (2/7), recording 16 points and 9 rebounds with a pair of steals ... Tallied a game-high 18 points on 7-of-10 shooting as the Wildcats set a school record with their 21st win of the season vs. Michigan (3/1) ... Scored a team-high 17 points in helping lead the 'Cats past No. 25 Maryland in the quarterfinal round of the Big Ten tournament (3/10) ... Posted 18 points, including hitting four 3-pointers, to go along with a team-high 8 rebounds in the second round of the NCAA tournament against top-seeded and second-ranked Gonzaga (3/18).

2015-16
Redshirted ... Missed entire season after undergoing shoulder surgery.

2014-15
Appeared in all 32 games, starting 19 ... Ranked fifth in the Big Ten with a .442 3-point field goal percentage in conference play ... Got the starting nod in first collegiate game vs. Houston Baptist (11/14), recording 13 points and 7 rebounds ... Handed out 4 assists with a pair of steals to go along with 6 points and 4 rebounds at Brown (11/17) ... Posted team highs of 8 rebounds and 4 assists in a win over North Florida (11/20) ... Tallied 14 of his 16 points after halftime in an overtime win over Elon (11/22) ... Tied for game highs with 13 points and 8 rebounds to go along with 2 blocked shots in a win over Miami (Ohio) (11/25) ... Scored 10 points with 3 assists and a team-high 6 rebounds at No. 23 Butler (12/6) ... Notched 11 points in a victory over Mississippi Valley State (12/14) ... Recorded 11 points with 4 rebounds off the bench at Nebraska (2/3) ... Posted 9 points, a team-high 7 rebounds and a season-high 3 steals vs. Michigan State (2/10) ... Knocked down three straight 3-pointers, keying a 16-0 second half run, en route to posting 9 points with 4 rebounds in a win at Minnesota (2/18) ... Recorded first collegiate double-double, scoring 17 points and pulling in 11 rebounds to go along with 2 steals in a win over Penn State (2/21) ... Named Big Ten Freshman of the Week on Feb. 23 for his efforts in wins over Minnesota and Penn State ... Went 3-for-3 from 3-point range in scoring 14 points with 8 rebounds in a victory over Indiana (2/25) ... Scored 11 points with 6 rebounds and 3 assists in a double-overtime win over Michigan (3/3).

HIGH SCHOOL
Second-team Class 3A/4A all-state selection of Illinois Basketball Coaches Association as a senior ... Rated as No. 66 national recruit by ESPN.com, No. 70 by Scout.com and No. 86 by Rivals.com ... Four-star recruit ... Helped guide St. Rita to a Chicago Catholic League South Division title and 4A regional title as a senior ... Three-time Catholic League all-conference pick ... Averaged 14.5 points and 9.5 rebounds per game as a junior, earning a third-team all-state selection by the IBCA ... Posted 29 points and 10 rebounds in a win over Marist to be named MVP of the Callahan-Griffin Classic as well as Southtown Star Player of the Week ... Chicago Tribune special mention all-state as both a junior and senior ... Team captain ... Named MVP of Spalding Hoophall Classic ... Competed in same conference as NU classmate Scottie Lindsey ... Played AAU ball for Meanstreets and Chicago Mustangs ... Honor roll student ... National Honor Society member ... High school coach was Gary Decesare.

PERSONAL
Born Victor Lamar Law on 12/19/95 ... Son of Victor Law and Bridgett Anthony ... Father played college basketball at Western Illinois ... Sister, Simone, was a first-team All-Horizon League selection in 2013 at Loyola Chicago.



RYAN TAYLOR

GUARD
6-6 | 195 | GRADUATE STUDENT
GARY, IND.
ST. JOHN'S NORTHWESTERN MILITARY ACADEMY (WIS.)

14

2017-18 (EVANSVILLE)

First-team All-MVC ... Leading scorer in the MVC with 21.3 points per game … also led the league hitting 86.4% of his free throws … completed the season 4th in the Valley with 2.7 3-pointers per game and 5th in outside shooting, finishing at 42.4% ... second in the league with 35.7 minutes per game…was a 2-time MVC Player of the Week … named to the All-MVC First Team … scored 10+ points in 24 out of 25 games … opened the season with 23 points against Arkansas State and 29 versus NC Central … drained seven triples on his way to 27 against Binghamton … hit game-winner in the Cancun Challenge against Fresno State despite suffering a broken foot in the game … missed seven games due to foot injury … returned on Dec. 23 against Illinois State and scored 22 points on 10-of-22 shooting … posted 20 or more points in each of his first four games back … tallied 28 at Drake … set season mark with 32 points at Illinois State, hit career-best eight 3-pointers in the game … followed that up with 31 points and seven rebounds against Valparaiso … career mark of eight rebounds came against Drake and at Indiana State … drained 30 on the road at Indiana State, taking career high of 30 shots.

2016-17 (EVANSVILLE)

Played in all 33 games … Finished second on the team with 14.1 points per game, ranking seventh in the MVC…Two-time league Newcomer of the Week … had first 20-point contest against Alcorn State, going 5-7 from the field on his way to 21 points … recorded 18 or more points in three of his first seven games … had career-best six rebounds against UNC Wilmington … had his best game of the season against Norfolk State on 12/14/16 setting career highs in points (38), field goals (13), attempts (21), 3-pointers made (6), 3-point attempts (10) and free throw attempts (9) … had 10+ points in a 10-game stretch from 12/22 through 1/25 against UNI … top MVC game came at home against Drake on 2/14/17, finishing with 22 points on 9-of-16 shooting … dished out season-high five assists on 2/4 against Missouri State.

2015-16 (EVANSVILLE)

Sat out the season due to NCAA transfer rules.

2014-15 (OHIO)

Played in 29 games making 28 starts as a freshman for the Bobcats ... finished fourth on the team, averaging 8.1 points per game ... also hauled in 2.5 rebounds per contest ... played 30.1 minutes per game ... was a 43.3% overall shooter and hit 28 triples during the season.

HIGH SCHOOL

Completed a prep year at St. John's Northwestern Military Academy in Delafield, Wis., under Krayton Nash ... Averaged 23 points, six rebounds and three assists per game for the Lancers in 2013-14 ... Competed for Michigan City High School under John Boyd, averaging 14 points, three rebounds, two assists, 1.6 blocks and 1.6 steals per game and earning selection to participate in Indiana's Northwest All-Star Classic ... Also competed for SYF Players.

PERSONAL

Son of Niquita Taylor ... Has one sister, Sydney.



JORDAN ASH

GUARD
6-3 | 200 | SENIOR
BOLINGBROOK, ILL.
ST. JOSEPH

23

2017-18

Appeared in 25 games, including making four starts ... Made first collegiate start in an overtime win over Illinois (12/1), recording 3 rebounds while helping make a clutch stop on the final defensive possession in the extra session ... Collected a career-high 3 steals to go along with 4 assists in a win over Chicago State (12/11) ... Contributed 5 points and 4 rebounds in a comeback victory at DePaul (12/16) ... Earned a starting nod in a win over Lewis (12/19), recording 4 rebounds and 3 assists ... Tallied a career-high 11 points with a pair of steals at No. 17 Oklahoma (12/22) ... Helped spark a comeback in win over Penn State (1/20) by scoring five second-half points ... Missed the final seven games of the season due to injury.

2016-17

Appeared in 27 games ... Knocked down two 3-pointers in as many attempts in a season-opening win over Mississippi Valley State (11/11) ... Contributed a boost off the bench with a 3-pointer, 3 rebounds and an assist against Notre Dame (11/22) ... Connected on a 3-pointer and came up with a steal vs. Minnesota (1/5) ... Grabbed a pair of rebounds with an assist vs. No. 16 Purdue (3/5) ... Academic All-Big Ten.

2015-16

Saw action in 28 games off the bench ... Made collegiate debut in a season-opening victory over UMass Lowell (11/13) ... Recorded a rebound, an assist and a steal against No. 9/8 North Carolina (11/23) ... Knocked down his first collegiate field goal—a 3-pointer—in a victory over Missouri (11/24) ... Handed out 4 assists in a season-high 17 minutes of action in a victory over New Orleans (11/28) ... Scored 8 points, including hitting a pair of 3-pointers, in a win over Chicago State (12/13) ... Posted a season-high 10 points with 3 rebounds and a pair of assists in a victory over Sacred Heart (12/21) ... Recorded season bests of 6 assists and 5 rebounds in a blowout victory over Rutgers (2/27).

HIGH SCHOOL

Associated Press Class 3A first-team all-state selection and IBCA Class 3A/4A all-state second team pick as a senior ... Helped guide St. Joseph to the Class 3A state championship, posting 9 points, 8 assists, 7 rebounds and 4 steals in the title game ... Averaged 14.5 points, 4.8 rebounds and 3.1 assists per game senior year ... Named Catholic League North Player of the Year ... Connected on a team-best 45 3-pointers ... Chicago Tribune second-team all-area ... Scored a season-high 29 points, including 20 in the first half, vs. St. Francis de Sales ... Competed in Chicago United Hoops Classic ... Averaged 16 points, 5 assists, 6 rebounds and 2 steals per game as a junior ... All-Catholic League selection ... Proviso West 2013-14 all-tournament second team ... MVP of St. Charles East Thanksgiving tournament ... Helped the Chargers to a 24 wins and a conference championship in 2013-14 ... Selected to Under Armour first all-star team and Reebok all-star team ... Scored 26 points, the top mark in the Proviso West Christmas Tournament ... Guided St. Joseph to back-to-back regional championships ... Team captain ... Played AAU for Illinois Wolves ... Honor roll student each quarter ... High school coach was Gene Pingatore.

PERSONAL

Son of Deborah Ash and Jimmie Ash.



DERERK PARDON

CENTER
6-8 | 235 | SENIOR
CLEVELAND, OHIO
VILLA ANGELA-ST. JOSEPH

5

2017-18

Honorable mention All-Big Ten selection (media) ... Lone Northwestern player to start all 32 games ... Set a school single-season record with a .619 field goal percentage ... Team leader with an average of 7.1 rebounds per game and 56 blocked shots ... Posted 16 points, 7 rebounds and 3 blocks in a season-opening win over Loyola (Md.) (11/12) ... Tallied 15 points in a victory over Saint Peter's (11/13) ... Recorded 14 points and 7 rebounds in a win over La Salle (11/18) ... Connected on five of seven field goal attempts in scoring 11 points with 6 rebounds in a victory over Sacred Heart (11/24) ... Notched first double-double of the season, recording 10 points and a season-high 12 rebounds at Georgia Tech (11/28) ... Made 9 of 12 field goal attempts in scoring a team-high 20 points with 8 rebounds and 4 assists at Purdue (12/3) ... Connected on 4 of 5 field goal attempts in posting 13 points and 8 rebounds in a win over Chicago State (12/11) ... Shot 8 of 11 from the field in scoring a team-high 17 points with 9 rebounds at No. 17 Oklahoma ... Made 6 of 8 field goal attempts and scored a team-high 18 points witth game highs of 8 rebounds and 4 blocked shots in a win over Brown (12/30) ... Pulled down a season-high 15 rebounds to go along with a team-high 17 points vs. Nebraska (1/2) ... Recorded a double-double, posting 13 points and 12 rebounds to go along with six blocked shots in a win over Minnesota (1/10) ... Shot a perfect 8-for-8 from the field in scoring a game-high 17 points in a victory at Wisconsin (2/1) ... Notched a double-double, posting 12 points on 6-of-7 shooting to go along with 13 rebounds and 4 blocked shots at Rutgers (2/13) ... Scored a team-high 14 points with 8 rebounds vs. Penn State in the Big Ten tournament (3/1).

2016-17

Started all 28 games in which he appeared ... Led the Big Ten with a .617 field goal percentage in Big Ten play, the first Wildcat to lead the league since Evan Eschmeyer in 1998-99 ... In all games, ranked second in the league in field goal percentage (.611), fourth in blocked shots (1.8 pg) and seventh in rebounding (8.0 pg) ... Recorded all 7 of his rebounds in the first half in a season-opening win over Mississippi Valley State (11/11) ... Scored 12 points with 5 rebounds and a career-best 5 blocked shots in a victory over Eastern Washington (11/14) ... Notched a double-double in a win over No. 22/21 Texas, posting 10 points and 11 rebounds with a pair of blocked shots (11/21) ... Blocked a career-best 6 shots to go along with 6 points and 6 rebounds against Notre Dame (11/22) ... Grabbed 10 boards and scored 6 points with a pair of blocks in a win over Bryant (11/25) ... Missed eight games after suffering a hand injury vs. Wake Forest (11/28) ... Returned from injury to post 9 points and 8 rebounds against Minnesota (1/5) ... Tallied 13 points on 6-of-8 shooting in a victory at Nebraska (1/8) ... Approached a triple-double, swatted a career-best 8 shots to go along with 8 points and 11 rebounds in a victory at Rutgers (1/12) ... Finished one rebound shy of a double-double, posting 14 points and 9 rebounds in a blowout win over Iowa (1/15) ... Recorded 22 rebounds—the most by a Northwestern player in 51 years and the sixth most ever by a Wildcat in a game—and 19 points on 8-of-11 shooting to key a victory over Nebraska (1/26) ... Posted 11 points and 8 rebounds in a road victory over No. 7/5 Wisconsin (2/12) ... Tallied 12 points with 8 rebounds in a win over Rutgers (2/18) ... Grabbed 12 rebounds while making all three field goal attempts at Illinois (2/21) ... Recorded a double-double, posting 12 points and 10 rebounds (7 offensive) at Indiana (2/25) ... Received a length-of-the-court inbounds pass from Nathan Taphorn with 1.7 seconds remaining and scored at the buzzer to defeat Michigan (3/1) ... Connected on five of six field goal attempts in scoring 11 points while matching a season high with 4 assists vs. No. 16 Purdue (3/5) ... Pulled down a game-high 8 rebounds in helping the Wildcats beat No. 25 Maryland in the quarterfinal round of the Big Ten tournament (3/10) ... Recorded a double-double, posting 14 points and 11 rebounds, in the team's NCAA tournament win over Vanderbilt (3/16).

2015-16

Saw action in 20 contests, including making two starts ... Made collegiate debut in a comeback victory over Loyola (Md.) (12/27), connecting on all three field goal attempts in scoring 6 points with 4 rebounds and a blocked shot ... In just his second collegiate game, posted a double-double with 28 points and 12 rebounds (23 and 11 in the second half) in a stellar performance to key a comeback from a 12-point deficit in a victory over Nebraska (12/30) in the Big Ten opener ... Connected on four of five field goal attempts in posting 8 points with 6 rebounds vs. No. 4 Maryland (1/2) ... Recorded 9 points and a career-high 14 rebounds (7 offensive) with a pair of blocked shots vs. Ohio State (1/6) ... The 14 rebounds vs. Ohio State were the most by a Northwestern player in a game since Jared Swopshire had 16 at Nebraska Jan. 26, 2013 ... Tallied 12 points of 5-of-6 shooting with 5 rebounds vs. Penn State (1/16) ... Hit on 5 of 6 field goal attemps in scoring 11 points at No. 7/5 Maryland (1/19) ... Connected on 4 of 5 field goals attempts, scoring 9 points at No. 25/23 Indiana (1/23) ... Scored 8 points in a victory at Penn State (3/3) ... Hit on all three field goal attempts in scoring 6 points with 3 rebounds in a win over Nebraska (3/6).

HIGH SCHOOL

Associated Press second-team all-state selection ... Averaged 12.3 points and 11.0 rebounds per game as a senior and recorded 101 blocks to set a school record ... First-team All-North Coast League White Division ... Team captain ... Led Villa Angela-St. Joseph (VASJ) to the Ohio Division III state championship as a senior, recording 15 points, 12 rebounds and 9 blocked shots in the title game ... Also helped the team to a state championship as a sophomore and a runner-up finish as a junior ... Represented Ohio in the annual Kentucky/Ohio prep all-star game ... Posted averages of 11.4 points, 10.4 rebounds and 3.2 blocked shots per game as a junior ... Recorded 17 points and 15 rebounds in the state championship game ... Played AAU ball for King James Shooting Stars ... Honor roll student ... High school coach was Babe Kwasniak.

PERSONAL

Born Dererk Devonte Pardon on 10/1/96 ... Son of Donald and Cynthia Pardon ... Didn't begin playing basketball until the seventh grade.



CHARLIE HALL

FORWARD
6-5 | 210 | RS-JUNIOR
LOS ANGELES, CALIF.
CROSSROADS SCHOOL

34

2017-18
Appeared in four games ... Recorded first collegiate blocked shot in a victory against Chicago State (12/11) and followed it up with another in the next game vs. Valparaiso (12/14) ... Tallied first collegiate point on a free throw in a victory over Lewis (12/19) ... Academic All-Big Ten.

2016-17
Saw action in seven contests ... Grabbed a career-best 2 rebounds in a Big Ten tournament victory over Rutgers (3/9) ... Academic All-Big Ten.

2015-16
Appeared in eight games ... Made collegiate debut in a season-opening victory over UMass Lowell (11/13).

HIGH SCHOOL
All-league selection ... Two-time All-CIF second team ... Averaged 15.3 points, 11 rebounds and 5 assists per game during final season ... Helped lead the Roadrunners to their best playoff finish since former UCLA and NBA standout Baron Davis attended Crossroads ... Team captain ... Recipient of Coaches Award ... Competed on AAU circuit for Earl Watson Elite ... Team won the championship at the Fab 48 tournament in Las Vegas ... Also competed in volleyball, earning team MVP honors.

PERSONAL
Born Charles Thompson Hall on 5/30/97 ... Son of Brad Hall and Julia Louis-Dreyfus ... Parents are both actors and Northwestern alums ... Mother is an nine-time Emmy Award winner who has starred in television shows such as Seinfeld, The New Adventures of Old Christine and Veep.



A.J. TURNER

FORWARD
6-7 | 188 | JUNIOR
MT. CLEMONS, MICH.
NEW HAMPTON SCHOOL (N.H.)

21

2017-18
Sat out due to NCAA transfer rules.

2016-17 (AT BOSTON COLLEGE)
Appeared in all 32 games, making 28 starts … Averaged 8.4 points, 3.3 rebounds and 3.0 assists per game; averaged 8.0 points, 2.7 rebounds and 2.3 assists in ACC action … Led the ACC and ranked 16th nationally in assist/turnover ratio (2.91) … Had 17 games in double figure scoring … Had eight games of five or more assists … Scored a career-high 16 points to go with 6 assists against Syracuse (1/1); went 4-for-7 from beyond the arc … Scored 15 points at Miami (1/25) … Recorded 13 points and 7 assists against Hartford (12/9) … Had 13 points and 8 rebounds vs. Harvard (12/7) … Posted 13 points, 6 rebounds and 5 assists at Duke (1/7) … Tallied 13 points and 4 assists in games against Maryland Eastern Shore (11/15) and Auburn (12/12) … Registered 12 points, 5 rebounds and 4 assists in the season-opener vs. Nicholls State (11/11) … Had 12 points, 4 rebounds and 4 assists against Stony Brook (11/20) … Had 10 points and 7 boards against Richmond (11/26) … Scored 13 points on the road at Florida State (2/20) and Notre Dame (3/1) … Scored 11 points at Wake Forest (1/3) … Had 7 points and 6 assists against Dartmouth (12/3) and Notre Dame (2/14).

2015-16 (AT BOSTON COLLEGE)
Played in 27 games and made 24 starts … Averaged 5.8 points, 3.6 rebounds and 1.6 assists per game; averaged 4.8 points, 3.6 rebounds and 2.2 assists in ACC play … Missed five conference games due to an ankle sprain … Fourth on the team in scoring and rebounding … Third on the team in steals (25) and blocks (10) …Scored a season-high 15 points to go along with 5 rebounds vs. Penn State (12/2) … Went 6-for-8 from the foul line that game … Had 11 points and 6 rebounds against Maine (12/13) … posted 11 points and four boards at NC State (3/2) … Recorded 10 points and 7 rebounds at North Carolina (1/30) … Scored 10 points against Santa Clara (11/29) … Tallied 7 points and 7 boards at Notre Dame (1/23) … Had 6 points and 7 rebounds against Fordham (12/22).

HIGH SCHOOL
Ranked as the fourth-best recruit from Michigan by ESPN … Transferred to New Hampton after averaging 20 points and six assists as a junior at De La Salle in Warren, Michigan, in 2012-13 … Earned first team all-state honors that year … Named All-NEPSAC as a senior after averaging 15 points, six rebounds and four assists per game at New Hampton … Team captain … Played with The Family AAU program … Participated in skills academies hosted by LeBron James and Kevin Durant.

PERSONAL
Born Latwan Turner on 9/6/96 ... Son of Andre and Tracy Turner ... De La Salle is the same high school as former Wildcat Alex Marcotullio.



AARON FALZON

FORWARD
6-8 | 225 | RS-SOPHOMORE
NEWTON, MASS.
NORTHFIELD MOUNT HERMON

35

2017-18
Battled injuries to see action in 28 contests, including making 10 starts ... Appeared in his first game in a calendar year, coming off the bench to hit three 3-pointers and scoring 11 points in a win over La Salle (11/18) ... Matched a career high with 4 assists in a victory over Sacred Heart (11/24) ... Knocked down four 3-pointers in scoring a season-high 15 points in a win against Chicago State (12/11) ... Matched a season high with four 3-pointers in scoring 12 points at No. 17 Oklahoma (12/22) ... Scored 11 points off the bench vs. Nebraska (1/2) ... Equaled a season high with 15 points in a victory over Minnesota (1/10) ... Matched a team season high with a career-best eight free throws to go along with two steals, two assists, and a blocked shot in win at Minnesota (1/23) ... Tallied 8 straight points off the bench in the second half at Maryland (2/10) ... Contributed 8 points at Rutgers (2/13) ... Academic All-Big Ten.

2016-17
Limited to three games of action prior to undergoing season-ending knee surgery.

2015-16
Appeared in all 32 games, making 29 starts ... Hit 63 3-pointers, the second most ever by a Northwestern freshman, trailing only Sean Wink (86, 1997-98) ... Set a Northwestern record for a freshman in his collegiate debut by scoring 20 points (8-11 FG, 4-6 3-pt FG) in a win over UMass Lowell (11/13), including going 6-for-6 from the field and scoring 15 points in the second half ... Knocked down three 3-pointers in as many attempts over the first four minutes of the game -- giving him seven makes in a row spanning two games -- en route to 13 points in a victory over Fairfield (11/18) ... Recorded a season-high 6 rebounds in a victory over Missouri (11/24) ... Hit five of his first six 3-point field goal attempts on his way to scoring 17 points off the bench in a win over SIUE (12/5) ... Returned to the starting lineup to hit four 3-pointers in scoring 12 points while matching a season high with 6 rebounds in a win over Mississippi Valley State (12/15) ... Knocked down a pair of clutch 3-pointers in overtime to help give the Wildcats a win at DePaul (12/19) ... Hit four 3-pointers, including three consecutive in the first half, en route to 12 points in a victory at Nebraska (12/30) ... Matched a season-high with 20 points, including setting a personal best and equalling a team season high with six 3-pointers, in a win at Minnesota (1/9) ... Nailed three 3-pointers and scored a team-high 13 points at No. 7/5 Maryland (1/19) ... Scored 10 points in a victory over Minnesota (2/4) ... Knocked down four 3-pointers and scored 14 points at Michigan (2/24) ... Drained four triples for the second consecutive game en route to scoring 12 points in a win over Rutgers (2/27).

HIGH SCHOOL
NEPSAC Class AAA Player of the Year and first-team all-league selection as a senior ... Scored a school-record with 45 points in a win over Bridgton Academy ... Knocked down a school single-season record 114 3-pointers in 2014-15 ... Finished his NMH career with 1,078 points ... Competed in Mary Kline Classic, scoring 18 points ... Four-star recruit ... Ranked No. 75 player in the nation for class of 2015 by ESPN.com and No. 92 by Rivals.com ... Team captain ... Averaged 15.4 points, 8 rebounds and 3 assists per game as a junior ... All-ISL and All-NEPSAC sophomore year at St. Mark's school, as well as team MVP ... Second-team All-NEPSAC as a junior ... Helped NMH reach semifinals at national prep championships junior year ... Also played volleyball, soccer and tennis ... Played AAU for Expressions Elite ... High school coach was John Carroll.

PERSONAL
Born Aaron Michael Falzon on 5/19/96 ... Son of Eric and Dewan Falzon ... Father played college football at Springfield College ... Brother, Tevin, played basketball at Sacred Heart University ... Sister, Madison, is a member of the rowing team at Syracuse.



BARRET BENSON

CENTER
6-10 | 240 | JUNIOR
WILLOWBROOK, ILL.
HINSDALE SOUTH

25

2016-17
Saw action in 32 games, including making eight starts ... Made collegiate debut in a season-opening win over Mississippi Valley State (11/11), recording 4 points and 2 rebounds ... Started first collegiate game in a win over DePaul (12/3), posting 5 points, 3 rebounds, a block and a steal ... Connected on both field goal attempts and posted 3 rebounds a block and a steal in a win over New Orleans (12/11) ... Blocked a pair of shots in a win over Chicago State (12/14) ... Grabbed 3 rebounds and blocked 2 shots in a victory over Dayton (12/17) ... Swatted 5 shots to go along with 4 points and 4 rebounds in a win over IUPUI (12/20) ... Posted season highs of 6 rebounds and 3 assists in a victory over Houston Baptist (12/22) ... Scored 6 points with 4 rebounds, 2 assists and 2 steals in a win at Penn State in the Big Ten opener (12/27) ... Provided solid contributions off the bench in a win over Indiana (1/29), recording 4 points with 2 assists and 2 blocked shots ... Came off the bench to score a season-high 8 points at No. 23 Purdue (2/1) ... Connected on a pair of field goals in a win over Rutgers (2/18) ... Contributed 4 points and 3 rebounds in a victory over Michigan (3/1) ... Posted 4 points with a pair of rebounds and a steal against top-seeded and second-ranked Gonzaga in the second round of the NCAA tournament (3/18).

HIGH SCHOOL
Rated No. 3 recruit in the state and No. 21 center in the nation by ESPN.com … Four-star and No. 109 rated recruit in the nation according to Rivals … Illinois Basketball Coaches Association (IBCA) 3A/4A first-team all-state selection as a senior and third-team all-state pick as a junior … Averaged 20 points and 11 rebounds per game as a senior, leading Hinsdale South to its first Class 4A regional title since 1999 … Chicago Sun-Times Class 4A first-team all-state … Chicago Tribune second-team all-state … School's all-time leader with more than 1,700 points, 1,100 rebounds and 300 blocked shots … Three-time West Suburban Gold all-conference pick … Suburban Life all-area team MVP … Jack Tosh Holiday Classic all-tournament team selection … Averaged 18.8 points, 10.4 rebounds and 3.0 blocks per game junior year … Three-time all-area selection … Posted 36 points and 17 rebounds vs. Proviso East and 36 points and 14 rebounds vs. Addison Trail junior year … Scored 31 of his team's 40 points in a win over Downers Grove South … All-tournament team selection at Wheaton Warrenville South … NBPA Top 100 Camp participant … UA All-American Camp participant … Helped team to tournament titles at Hinsdale Central Thanksgiving Tournament and DeKalb Christmas Tournament sophomore year … Team captain … Competed at AAU level for Illinois Wolves … Coached in high school by Brett Moore and Tanner Mitchell … Class president ... Dean's List … National Honor Society.

PERSONAL
Born Barret Michael Benson on 12/25/97 ... Son of Joan Kacmar and Cliff Benson … Father was a tight end in football collegiately at Purdue and in the NFL for four seasons … Chose Northwestern over Illinois, Indiana, Purdue and Vanderbilt.



TINO MALNATI

GUARD
6-3 | 190 | RS-SOPHOMORE
NORTHFIELD, ILL.
NEW TRIER

33

2017-18
Saw action in nine games ... Made first collegiate appearance in a win over Sacred Heart (11/24) ... Pulled down two rebounds in a victory against Valparaiso (12/14) ... Academic All-Big Ten.

2016-17
Redshirted.

HIGH SCHOOL
All-Central Suburban League selection as a senior ... Averaged 9.4 points, 3.7 assists and 3.8 rebounds per game ... Team captain ... Honorable mention all-area pick ... Helped guide the Trevians to a 17-10 record as a senior and a 20-10 mark as a junior ... Played AAU ball for Full Package alongside classmate Rapolas Ivanuskas ... Coached in high school by Scott Fricke ... Honor roll student ... National Honor Society.

PERSONAL
Born Anthony James Malnati on 5/12/98 ... Son of Rick and Tina Malnati ... Father played college basketball at Bradley, was an assistant coach at Loyola University Chicago and former head coach at Fenwick High School ... Grandfather founded the popular Chicago Lou Malnati's Pizzeria chain.



ANTHONY GAINES

GUARD
6-4 | 205 | SOPHOMORE
KINGSTON, N.Y.
NEW HAMPTON SCHOOL (N.H.)

11

2017-18
Saw action in all 32 games, including starting the final five contests of the season ... Made collegiate debut in a season-opening win over Loyola (Md.) (11/10) ... Scored 5 points, including hitting the first 3-point attempt of his career, in a victory over Saint Peter's (11/13) ... Posted 4 rebounds and 4 assists vs. Creighton (11/15) ... Made all four free throw attempts while scoring 6 points in a victory over Sacred Heart (11/24) ... Tallied collegiate bests of 11 points, 5 rebounds and a pair of steals in a win against Chicago State (12/11) ... Grabbed a season-best 7 rebounds in 24 minutes of action in a comeback victory at DePaul (12/16) ... Recorded 8 points and 6 rebounds in a win over Lewis (12/19) ... Matched a season high with 11 points to go along with 5 rebounds and a pair of steals in a win over Brown (12/30) ... Grabbed six rebounds in victory over Minnesota (1/10) ... Tallied 10 points while collecting a season-high 3 steals vs. No. 22 Ohio State (1/17) ... Contributed six points in a season-high 26 minutes of action in a comeback win over Penn State (1/20) ... Posted 6 points in a season-high 30 minutes of action at Rutgers (2/13) ... Enjoy best all-around game vs. No. 2/1 Michigan State (2/17) in first collegiate start, posting 10 points, 5 rebounds and 4 assists ... Had a hand in the team's first six field goals vs. Maryland (2/19), including dishing out 5 assists ... Scored 9 points while posting a season-high 6 assists at Iowa (2/25).

HIGH SCHOOL
Rated as the top player in the state of New Hampshire by ESPN.com and a top-150 national recruit by 247 Sports … Second-team All-NEPSAC senior year, averaging 15.0 points, 11.3 rebounds, 2.6 assists and 1.8 steals per game ... Team captain ... Participated in Jordan Brand Regional Game ... Awarded Sloan MVP Award for the New Hampton Invitational ... Scored 28 and 23 points in contests against Brewster Academy which went undefeated and won the National Prep School Championship ... Tallied a career-high 31 points in a win over Vermont Academy ... Recipient of the team's Richardson Basketball Award for exhibiting both superior athletic skills and a dedication to the team ... Led NHS to a NEPSAC AAA regular-season title in 2016 … Helped New Hampton earn a No. 3 prep school national ranking as a junior … Shot 51 percent from the field while averaging 9.1 points, 6.2 rebounds and 3.4 assists per game junior year … Posted 27 points and 15 rebounds against Bradford Christian … Recorded 18 points and 10 rebounds against Cheshire Academy … Collected 10 or more rebounds in a game nine times during junior campaign … Competed against current Wildcats Aaron Falzon and Rapolas Ivanauskas in the NEPSAC and alongside A.J. Turner at New Hampton School … Coached by Pete Hutchins and Nick Whitmore at NHS … Also played wide receiver and free safety on the football team … Competed on the AAU level for Albany City Rocks … Helped the team qualify for Nike Peach Jam while averaging 16 points and 9 rebounds per game on the Nike EYBL circuit during the summer of 2016.

PERSONAL
Born Anthony Malik Gaines on 5/30/98 … Son of Lakeshia McCaulsky and John Taylor … Attended same school as former Northwestern Wildcat Collier Drayton, current NBA player Noah Vonleh and current Division I head coaches Ed Cooley (Providence), Wes Miller (UNCG) and Cuonzo Martin (Missouri) … Chose Northwestern over Butler and Dayton.



RYAN GREER

GUARD
6-2 | 185 | FIRST YEAR
ATLANTA, GA.
NORTHFIELD MOUNT HERMON (MASS.)

2

HIGH SCHOOL

Played junior year at Northfield Mount Hermon in Massachusetts after attending The Lovett School in Atlanta the previous two years … Bypassed senior year of high school to attend Northwestern ... In lone season at NMH, averaged 13 points, 7 rebounds, 5 assists and 2 steals per game while shooting 49 percent from 3-point range … Second-team All-NEPSAC selection … Helped the team to a 31-4 record, a NEPSAC AAA championship and a Prep School National Championship runner-up finish … As a sophomore at Lovett, posted averages of 24 points, 4 assists, 6 rebounds and 3 steals per contest in earning first-team All-Region 5 AAA and second-team all-state Class AAA … Honorable mention Class AA all-state and first-team All-Region 6 AA as a freshman … Bypassed senior season of high school to attend Northwestern ... Competed in AAU on Under Armour Circuit for NE6 and Atlanta Xpress … Coached in high school by John Carroll at NMH and Ryan Koudele at Lovett.

PERSONAL

Born Ryan Altman Green on 2/27/2000 … Son of Trey and Kelley Greer … Attended same prep school as current Wildcat Aaron Falzon ... Major is undeclared.



MILLER KOPP

FORWARD
6-7 | 210 | FIRST YEAR
HOUSTON, TEXAS
HOUSTON CHRISTIAN

11

HIGH SCHOOL

No. 66 recruit in the nation according to Scout and No. 113 by 247Sports … Four-star recruit … Houston Chronicle first-team All-Greater Houston … All-Southwest Preparatory Conference selection … Led Houston Christian to its first SPC conference title … Texas Association of Basketball Coaches Large Private Schools Player of the Year … VYPE Private Schools MVP … Set school records for career points (1,800), season points (810), season 3-point percentage (.440), season free throw percentage (.880), free throws in a game (18), free throws in a season (195) and free throws in a career (405) … Participated in 2017 NBPA Top 100 Camp … Scored 35 points, including going 18-for-19 from the free throw line in a win over Second Baptist … MVP of Mustang Classic … Tallied 38 points in a victory over Westbury Christian … Averaged 24 points and 11 rebounds per game junior year … All-Southwest Preparatory Conference selection … Two-time team MVP and team captain … Holds school records for points (44) and rebounds (19) in a game … Competed on AAU circuit for Houston Defenders … Under Armour first-team All-American … Led UAA in scoring with an average of 20.2 points per game … Previously played on Adidas circuit with Basketball University for three years … Honor roll student … Academic all-state.

PERSONAL

Born Anthony Malik Gaines on 5/30/98 … Son of Lakeshia McCaulsky Born Miller Dudley Kopp … Son of Will and Deborah Kopp … Father played tennis collegiately at Chattanooga … Brother, Braden, plays football at Vanderbilt … Grandfather played college football … Chose Northwestern over Michigan, Vanderbilt, Georgetown, Texas A&M and Butler ... Major is undeclared.



PETE NANCE

FORWARD
6-10 | 210 | FIRST YEAR
AKRON, OHIO
REVERE

22

HIGH SCHOOL

Rated No. 67 recruit in the nation by Rivals, No. 79 by ESPN.com and No. 85 by 247Sports … Four-star recruit … All-Ohio Division II First Team and Player of the Year selection of OHSAA and Ohio Prep Sportswriters Association … USA TODAY first-team all-state … Touchdown Club of Greater Akron Boy's Basketball Player of the Year … Participated in Ohio vs. Kentucky Senior All-Star Game and Plain Rotary All-Star Classic … Finalist for Ohio Mr. Basketball Award … Leading scorer in school history … Led Revere to its first district title in school history, posting 24 points, 11 rebounds and five blocks in the championship game while assisting on the game-winning basket at the buzzer … First-team all-district and first-team All-Suburban League junior year … Special mention all-state … Varsity letter winner fpir years at Revere … Team captain … Averaged 17 points, 12 rebounds, 5 assists and 2 blocks per game as a junior … Multi-tournament winner with AAU team Akron Bobcats.

PERSONAL

Born Pete Lucas Nance … Son of Larry and Jaynee Nance … Father played 13 seasons in the NBA with the Phoenix Suns and Cleveland Cavaliers … Brother, Larry Jr., drafted 27th overall to the Los Angeles Lakers and currently playing for the Cleveland Cavaliers … Competed against Northwestern recruit Miller Kopp … Chose Northwestern over Ohio State and Michigan ... Major is undeclared.



RYAN YOUNG

CENTER
6-10 | 235 | FIRST YEAR
STEWARTSVILLE, N.J.
BETHLEHEM CATHOLIC (PA.)

15

HIGH SCHOOL

USA TODAY first-team all-state … Averaged 16.3 points, 12.3 rebounds and 2.7 assists per game senior year ... Led his team to its first district title and state semifinal appearance in school history … Eastern Pennsylvania Conference Player of the Year … The Morning Call Player of the Year ... First-team all-conference and second-team all-state junior year … Averaged 14 points, 14 rebounds per game as a junior. … Team captain … 2017 District Champions with Bethlehem Catholic … Captured six tournament championships with Jersey Shore Warriors … Voted 2017 Hoop Group Spring Jam Fest MVP (17U) … Earned high academic honors and was president of Business Club … Also competed in golf, volleyball, football and lacrosse.

PERSONAL

Born Ryan Patrick Young in Montreal, Quebec … Son of Patrick and Tammy Young … Father was a member of the crew team at Syracuse … Mother played volleyball at Syracuse … Canadian and American dual citizen … Chose Northwestern over Maryland, Richmond, Princeton and Columbia ... Major is undeclared.

INDIVIDUAL GAME-BY-GAME STATISTICS

ASH'S CAREER GAME-BY-GAME

2017-18

Opponent	GS	FG	3FG	FT	Reb	Pts	A	TO	B	S	Min
Loyola (Md.)		0-0	0-0	0-0	0	0	1	0	0	0	8
Saint Peter's		0-2	0-1	0-0	0	0	1	0	0	0	10
Creighton		0-1	0-1	0-0	1	0	0	0	0	1	2
vs. La Salle		0-0	0-0	0-0	1	0	0	0	0	0	5
vs. Texas Tech		0-1	0-1	0-0	0	0	0	0	0	0	8
Sacred Heart		0-1	0-0	0-0	0	0	1	0	0	1	7
at Georgia Tech		1-2	1-2	0-0	1	3	1	0	0	1	18
Illinois	*	0-1	0-1	0-0	3	0	0	1	0	0	14
at Purdue		0-0	0-0	0-0	0	0	0	0	0	1	3
Chicago State		1-3	0-2	0-0	0	2	4	0	0	3	22
Valparaiso		2-5	1-2	0-0	1	5	0	0	0	0	11
at DePaul		2-3	1-2	0-0	4	5	1	1	0	1	16
Lewis	*	0-3	0-3	0-0	4	0	3	1	0	0	24
at Oklahoma	*	3-6	2-5	3-4	0	11	0	0	0	2	31
Brown		2-6	1-3	0-0	4	5	2	2	0	1	20
Nebraska	*	1-4	0-3	0-0	2	2	1	1	0	2	28
at Penn State	*	2-3	2-2	0-0	2	6	0	1	0	0	16
Minnesota		1-2	1-1	0-0	0	3	0	1	0	0	13
at Indiana		0-1	0-1	0-0	2	0	1	2	0	0	14
Ohio State		0-0	0-0	0-0	1	0	1	1	0	0	4
Penn State		2-2	1-1	0-1	1	5	0	0	0	0	6
at Minnesota		1-3	1-2	0-0	0	3	0	0	0	0	8
at Michigan		0-1	0-1	0-0	1	0	0	1	0	0	12
at Wisconsin		0-0	0-0	0-0	0	0	0	1	0	1	8
Michigan		1-2	0-0	0-0	1	2	1	0	0	0	9
at Maryland					DNP						
at Rutgers					DNP						
Michigan State					DNP						
Maryland					DNP						
Wisconsin					DNP						
at Iowa					DNP						
vs. Penn State					DNP						

2016-17

Opponent	GS	FG	3FG	FT	Reb	Pts	A	TO	B	S	Min
Miss. Valley State		2-3	2-2	0-0	0	6	0	0	0	0	4
Eastern Washington					DNP						
at Butler					DNP						
vs. Texas		0-0	0-0	0-0	0	0	0	0	0	0	0+
vs. Notre Dame		1-2	1-2	0-0	3	3	1	0	0	0	9
Bryant		0-1	0-0	0-0	0	0	0	0	0	0	3
Wake Forest		0-2	0-1	0-0	1	0	0	0	1	1	11
DePaul		0-2	0-2	0-0	1	0	1	0	0	0	13
New Orleans		0-3	0-2	0-0	1	0	2	1	0	2	13
Chicago State		0-0	0-0	0-0	0	0	0	0	0	0	2
vs. Dayton		0-0	0-0	0-0	0	0	0	0	0	0	0+
IUPUI		0-0	0-0	0-0	0	0	0	0	0	0	3
Houston Baptist					DNP						
at Penn State		0-0	0-0	0-0	0	0	0	0	0	0	2
at Michigan State		0-0	0-0	0-0	0	0	0	0	0	0	0+
Minnesota		1-3	1-3	0-0	1	3	0	0	0	1	7
at Nebraska		0-1	0-1	0-0	0	0	2	0	0	0	4
at Rutgers		0-0	0-0	0-0	0	0	0	0	0	0	0+
Iowa		1-1	1-1	0-0	1	3	0	0	0	0	2
at Ohio State					DNP						
Nebraska		0-0	0-0	0-0	0	0	0	1	0	0	0+
Indiana					DNP						
at Purdue		0-0	0-0	0-0	0	0	0	0	0	0	7
Illinois		0-0	0-0	0-0	0	0	0	0	0	0	1
at Wisconsin					DNP						
Maryland		0-0	0-0	0-0	0	0	0	0	0	0	1
Rutgers		0-0	0-0	0-0	0	0	0	0	0	0	0+
at Illinois					DNP						
at Indiana					DNP						
Michigan		0-1	0-0	0-0	0	0	0	0	0	0	2
Purdue		0-0	0-0	0-0	2	0	1	0	0	0	3
vs. Rutgers		0-0	0-0	0-0	1	0	2	1	0	0	8
vs. Maryland		0-0	0-0	0-0	0	0	0	0	0	0	1
vs. Wisconsin		0-1	0-1	0-0	1	0	1	1	0	1	7
vs. Vanderbilt		0-0	0-0	0-0	0	0	0	0	0	0	0+
vs. Gonzaga					DNP						

2015-16

Opponent	GS	FG	3FG	FT	Reb	Pts	A	TO	B	S	Min
UMass Lowell		0-0	0-0	0-0	0	0	0	0	0	0	2
Fairfield		0-1	0-1	0-0	0	0	0	0	0	0	3
Columbia		0-0	0-0	0-0	0	0	0	0	0	0	0+
vs. North Carolina		0-1	0-1	0-0	1	0	1	0	0	1	7
vs. Missouri		1-1	1-1	0-0	1	3	0	0	0	0	6
New Orleans		1-2	0-1	0-0	1	2	4	1	0	0	17
at Virginia Tech		0-1	0-1	0-0	0	0	1	0	0	0	3
SIU Edwardsville		0-0	0-0	0-0	1	0	2	0	0	0	9
Chicago State		3-7	2-4	0-0	1	8	1	1	0	0	12
Miss. Valley State		0-0	0-0	0-2	0	0	2	1	0	0	11
at DePaul		0-0	0-0	0-0	0	0	0	0	0	0	0+
Sacred Heart		3-4	1-2	3-4	3	10	2	1	0	0	17
Loyola (Md.)					DNP						
at Nebraska		0-0	0-0	0-0	0	0	0	0	0	0	0+
Maryland		0-1	0-1	0-0	0	0	0	0	0	0	2
Ohio State		0-0	0-0	0-0	0	0	0	0	0	0	1
at Minnesota		1-1	0-0	2-2	2	4	0	0	0	0	8
Wisconsin		0-0	0-0	0-0	0	0	0	0	0	0	4
Penn State		0-0	0-0	0-0	0	0	0	0	0	0	2
at Maryland					DNP						
at Indiana		0-2	0-1	0-0	0	0	1	0	0	0	7
Michigan State		1-2	0-1	2-2	1	4	0	1	0	1	14
at Iowa		1-2	0-1	0-0	0	2	1	1	0	0	6
Minnesota		0-1	0-0	0-0	0	0	1	0	0	0	2
at Ohio State		0-0	0-0	0-0	0	0	0	0	0	0	0+
Illinois		0-1	0-0	0-0	0	0	0	0	0	0	3
at Purdue		0-0	0-0	0-0	0	0	0	0	0	0	2
at Michigan		0-0	0-0	0-0	0	0	0	0	0	0	4
Rutgers		1-2	0-0	0-0	5	2	6	1	0	0	14
at Penn State					DNP						
Nebraska					DNP						
vs. Michigan		0-0	0-0	0-0	0	0	0	0	0	0	0+

BENSON'S GAME-BY-GAME STATISTICS

2017-18

Opponent	GS	FG	3FG	FT	Reb	Pts	A	TO	B	S	Min
Loyola (Md.)		0-2	0-1	0-0	5	0	1	1	2	0	10
Saint Peter's		1-2	0-0	0-0	1	2	0	2	1	0	3
Creighton		0-1	0-0	3-6	3	3	0	0	0	0	9
vs. La Salle		1-1	0-0	0-0	3	2	0	0	3	0	14
vs. Texas Tech		1-1	0-0	0-4	2	2	0	1	0	0	17
Sacred Heart		0-1	0-0	2-2	2	2	0	1	1	0	15
at Georgia Tech		0-1	0-0	0-0	1	0	0	0	0	0	9
Illinois		0-0	0-0	0-0	0	0	0	0	0	0	2
at Purdue		1-1	0-0	0-0	0	2	2	1	0	0	10
Chicago State		1-2	0-0	2-2	3	4	0	2	1	1	16
Valparaiso		1-3	0-0	1-2	2	3	0	1	0	1	11
at DePaul		0-0	0-0	0-0	0	0	0	0	0	0	3
Lewis		0-0	0-0	4-5	5	4	0	1	2	1	14
at Oklahoma		2-4	0-0	0-1	5	4	3	0	1	0	14
Brown		2-2	0-0	2-2	1	6	0	0	0	0	6
Nebraska		0-0	0-0	0-2	0	0	0	1	0	0	4
at Penn State		1-1	0-0	0-0	2	2	0	1	0	0	12
Minnesota		0-1	0-0	0-2	2	0	0	1	0	0	8
at Indiana		0-0	0-0	0-0	1	0	1	0	0	0	5
Ohio State		0-0	0-0	0-0	2	0	0	1	0	0	3
Penn State		1-2	0-0	0-0	2	2	0	0	0	1	6
at Minnesota		1-2	0-0	0-0	1	2	0	1	1	2	11
at Michigan		0-0	0-0	0-0	1	0	0	0	0	0	5
at Wisconsin		0-0	0-0	0-0	1	0	0	0	0	0	2
Michigan		0-0	0-0	2-2	1	2	1	0	0	0	11
at Maryland		0-0	0-0	0-0	1	0	0	0	0	0	7
at Rutgers		0-1	0-0	0-0	2	0	1	0	0	0	4
Michigan State		0-1	0-0	0-0	0	0	2	0	0	0	13
Maryland		0-0	0-0	0-0	1	0	0	2	0	0	4
Wisconsin		0-0	0-0	0-0	1	0	0	0	0	0	3
at Iowa		4-4	0-0	0-0	10	8	2	1	3	1	25
vs. Penn State		4-5	0-0	1-2	9	9	1	0	3	0	30

2016-17

Opponent	GS	FG	3FG	FT	Reb	Pts	A	TO	B	S	Min
Miss. Valley State		2-3	0-0	0-0	2	4	0	0	0	0	6
Eastern Washington					DNP						
at Butler		0-0	0-0	0-0	0	0	0	0	0	0	1
vs. Texas		1-1	0-0	0-0	1	2	0	0	0	0	4
vs. Notre Dame					DNP						
Bryant		0-0	0-0	1-2	1	1	0	0	0	0	3
Wake Forest		0-1	0-0	0-0	1	0	0	1	0	0	1
DePaul	*	2-3	0-0	1-4	3	5	0	2	1	1	20
New Orleans	*	2-2	0-0	0-0	3	4	0	1	1	1	14
Chicago State	*	0-0	0-0	3-4	0	3	0	0	2	0	10
vs. Dayton	*	0-1	0-0	0-0	3	0	1	0	2	0	14
IUPUI	*	2-4	0-0	0-0	4	4	1	2	5	0	15
Houston Baptist	*	1-2	0-0	1-2	6	3	3	0	2	0	19
at Penn State	*	2-4	0-0	2-5	4	6	2	0	0	2	15
at Michigan State	*	0-1	0-0	0-0	3	0	0	1	0	0	12
Minnesota		0-0	0-0	0-0	0	0	0	0	0	0	2
at Nebraska					DNP						
at Rutgers		0-0	0-0	0-0	0	0	0	0	1	0	3
Iowa		0-0	0-0	0-0	0	0	0	0	0	0	3
at Ohio State		1-1	0-0	0-0	0	2	0	0	0	1	5
Nebraska		0-2	0-0	0-0	2	0	0	0	0	0	4
Indiana		2-3	0-0	0-0	1	4	2	0	2	0	13
at Purdue		2-4	0-0	4-4	3	8	0	0	0	0	11
Illinois					DNP						
at Wisconsin		0-0	0-0	0-0	1	0	1	0	0	0	3
Maryland		0-0	0-0	1-2	0	1	0	0	0	1	6
Rutgers		2-3	0-0	0-0	1	4	0	0	0	0	4
at Illinois		0-0	0-0	0-0	1	0	0	0	0	1	4
at Indiana		0-0	0-0	0-0	0	0	0	0	0	0	4
Michigan		2-3	0-0	0-0	3	4	1	0	1	0	15
Purdue		1-1	0-0	0-0	2	2	1	2	0	0	6
vs. Rutgers		0-0	0-0	0-0	1	0	0	0	1	0	11
vs. Maryland		0-0	0-0	0-0	1	0	0	0	1	0	6
vs. Wisconsin		1-2	0-0	0-0	2	2	1	1	0	0	8
vs. Vanderbilt		1-1	0-0	0-0	0	2	0	0	0	1	3
vs. Gonzaga		2-2	0-0	0-0	2	4	0	1	0	1	11

FALZON'S GAME-BY-GAME STATISTICS

2017-18

Opponent	GS	FG	3FG	FT	Reb	Pts	A	TO	B	S	Min
Loyola (Md.)					DNP						
Saint Peter's					DNP						
Creighton					DNP						
vs. La Salle		3-5	3-5	2-2	1	11	0	1	0	0	18
vs. Texas Tech		2-6	1-4	2-3	1	7	0	3	0	1	16
Sacred Heart		2-5	1-4	0-0	3	5	4	0	0	1	16
at Georgia Tech		1-8	0-7	0-0	1	2	0	0	0	0	17
Illinois	*	1-6	1-4	4-4	1	7	2	5	0	0	22
at Purdue	*	0-1	0-1	0-0	1	0	0	0	0	0	12
Chicago State	*	5-9	4-8	1-1	1	15	1	1	0	0	19
Valparaiso	*	2-4	2-2	0-0	1	6	2	0	2	0	15
at DePaul	*	0-3	0-3	0-0	2	0	0	0	0	0	12
Lewis	*	2-6	2-4	0-0	3	6	1	1	0	1	18
at Oklahoma	*	4-8	4-7	0-0	2	12	0	1	0	0	21
Brown		2-2	1-1	2-3	1	7	0	0	1	0	9
Nebraska		4-8	3-5	0-0	2	11	0	0	0	0	17
at Penn State		0-1	0-1	0-0	0	0	0	0	0	0	2
Minnesota	*	4-6	3-5	4-5	5	15	0	0	0	0	24
at Indiana	*	2-8	2-6	2-2	5	8	0	2	0	1	19
Ohio State					DNP						
Penn State		0-0	0-0	0-0	0	0	0	0	0	0	3
at Minnesota		0-0	0-0	8-9	2	8	2	0	1	2	21
at Michigan		2-6	2-3	0-0	2	6	0	0	0	0	14
at Wisconsin		0-2	0-1	2-3	2	2	0	0	0	0	18
Michigan		0-1	0-1	0-0	1	0	1	0	0	0	10
at Maryland		2-4	2-3	2-2	0	8	0	0	0	0	17
at Rutgers		3-8	2-5	0-0	2	8	1	1	1	0	22
Michigan State		0-5	0-3	0-0	3	0	0	0	0	0	20
Maryland		1-4	1-4	0-0	1	3	0	0	0	1	15
Wisconsin		0-4	0-3	0-0	1	0	0	0	0	1	20
at Iowa		2-6	2-4	0-0	1	6	1	0	0	1	13
vs. Penn State		1-3	0-2	0-0	3	2	0	0	1	0	17

2016-17

Opponent	GS	FG	3FG	FT	Reb	Pts	A	TO	B	S	Min
Miss. Valley State		0-1	0-1	0-0	1	0	2	1	0	0	10
Eastern Washington		0-1	0-1	0-0	0	0	1	0	0	0	4
at Butler		0-1	0-1	0-0	1	0	0	0	1	0	6
vs. Texas					DNP						
vs. Notre Dame					DNP						
Bryant					DNP						
Wake Forest					DNP						
DePaul					DNP						
New Orleans					DNP						
Chicago State					DNP						
vs. Dayton					DNP						
IUPUI					DNP						
Houston Baptist					DNP						
at Penn State					DNP						
at Michigan State					DNP						
Minnesota					DNP						
at Nebraska					DNP						
at Rutgers					DNP						
Iowa					DNP						
at Ohio State					DNP						
Nebraska					DNP						
Indiana					DNP						
Purdue					DNP						
Illinois					DNP						
at Wisconsin					DNP						
Maryland					DNP						
Rutgers					DNP						
at Illinois					DNP						
at Indiana					DNP						
Michigan					DNP						
Purdue					DNP						
vs. Rutgers					DNP						
vs. Maryland					DNP						
vs. Wisconsin					DNP						
vs. Vanderbilt					DNP						
vs. Gonzaga					DNP						

2015-16

Opponent	GS	FG	3FG	FT	Reb	Pts	A	TO	B	S	Min
UMass Lowell	*	8-11	4-6	0-0	3	20	1	0	0	0	22
Fairfield	*	5-10	3-7	0-0	3	13	1	0	0	0	27
Columbia	*	1-7	1-5	2-5	3	5	0	1	0	0	32
vs. North Carolina	*	1-5	1-3	1-2	2	4	0	0	0	1	25
vs. Missouri	*	1-6	1-6	0-0	6	3	2	0	0	1	21
New Orleans	*	2-3	1-2	2-2	2	7	1	0	0	0	13
at Virginia Tech		1-3	1-3	3-3	5	6	0	1	0	0	15
SIU Edwardsville		5-10	5-10	2-2	3	17	2	1	2	1	24
Chicago State		2-6	1-5	1-3	2	6	3	0	2	0	24
Miss. Valley State	*	4-9	4-9	0-0	6	12	1	0	0	0	24
at DePaul	*	2-8	2-8	0-0	5	6	0	1	0	0	21
Sacred Heart	*	3-7	2-6	1-1	1	9	2	0	0	0	28
Loyola (Md.)	*	2-6	2-6	0-0	0	6	0	0	1	0	16
at Nebraska	*	4-6	4-6	0-0	4	12	0	1	0	0	24
Maryland	*	1-4	0-2	6-8	5	8	1	0	0	1	29
Ohio State	*	3-11	1-7	1-2	7	8	0	0	1	0	30
at Minnesota	*	7-10	6-9	0-0	3	20	1	2	1	1	29
Wisconsin	*	2-6	1-4	4-4	5	9	0	0	0	0	28
Penn State	*	2-11	1-9	0-2	4	5	1	0	0	1	24
at Maryland	*	5-11	3-7	0-0	4	13	0	2	0	0	35
at Indiana	*	2-3	1-2	0-0	1	5	0	1	0	1	17
Michigan State	*	3-9	2-6	3-4	6	11	2	0	1	1	35
at Iowa	*	0-8	0-5	0-0	6	0	1	2	0	0	19
Minnesota	*	3-9	2-7	2-2	1	10	1	0	1	1	27
at Ohio State	*	3-7	2-6	1-2	5	9	1	2	0	0	24
Illinois	*	0-3	0-3	0-0	4	0	0	2	0	0	13
at Purdue	*	3-6	1-4	0-0	1	7	0	0	0	1	27
at Michigan	*	5-10	4-8	0-0	2	14	1	2	0	0	29
Rutgers	*	4-9	4-7	0-0	4	12	2	2	0	0	25
at Penn State	*	3-6	3-5	0-0	4	9	0	0	0	0	30
Nebraska	*	0-3	0-2	4-4	2	4	0	1	0	2	22
vs. Michigan	*	0-4	0-3	0-0	0	0	4	0	1	0	20

GAINES' GAME-BY-GAME STATISTICS

2017-18

Opponent	GS	FG	3FG	FT	Reb	Pts	A	TO	B	S	Min
Loyola (Md.)		0-2	0-0	2-2	1	2	1	3	0	0	12
Saint Peter's		2-4	1-1	0-0	1	5	0	3	0	0	15
Creighton		0-3	0-1	1-2	4	1	4	0	0	0	22
vs. La Salle		0-0	0-0	0-0	0	0	0	0	0	0	12
vs. Texas Tech		0-3	0-1	2-2	1	2	1	1	0	0	13
Sacred Heart		1-2	0-1	4-4	1	6	0	0	0	1	12
at Georgia Tech		0-2	0-0	0-0	0	0	0	0	0	1	4
Illinois		0-0	0-0	0-0	2	0	0	0	0	0	6
at Purdue		0-0	0-0	0-0	1	0	0	0	0	0	4
Chicago State		4-5	0-0	3-5	5	11	0	0	0	2	25
Valparaiso		2-4	0-0	2-2	2	6	2	1	1	2	22
at DePaul		0-2	0-1	2-2	7	2	0	2	0	0	24
Lewis		2-7	0-3	4-6	6	8	2	1	0	0	24
at Oklahoma		2-4	0-1	0-0	5	4	1	1	0	0	18
Brown		5-11	0-2	1-1	5	11	2	1	0	2	22
Nebraska		0-1	0-1	0-0	1	0	0	0	1	0	13
at Penn State		2-4	0-1	1-1	0	5	0	0	0	0	13
Minnesota		0-2	0-0	3-4	6	3	2	2	0	2	17
at Indiana		0-3	0-0	0-0	0	0	0	0	0	0	14
Ohio State		3-5	2-4	2-4	0	10	1	0	0	3	20
Penn State		2-4	0-0	2-2	3	6	2	1	1	1	26
at Minnesota		0-2	0-0	0-0	2	0	1	2	0	0	15
at Michigan		0-0	0-0	0-0	2	0	0	1	0	0	10
at Wisconsin		0-1	0-1	0-0	3	0	0	1	0	0	8
Michigan		0-2	0-2	0-0	1	0	0	0	0	0	4
at Maryland		0-1	0-1	4-4	4	4	0	3	0	0	17
at Rutgers		2-3	1-1	1-2	2	6	1	0	1	1	30
Michigan State	*	4-9	0-0	2-2	5	10	4	0	0	0	37
Maryland	*	2-5	1-3	1-2	4	6	5	0	0	2	38
Wisconsin	*	3-3	0-0	0-0	4	6	1	1	0	0	31
at Iowa	*	4-11	1-4	0-0	2	9	6	3	0	0	40
vs. Penn State	*	2-7	2-4	0-0	1	6	1	2	0	0	28

HALL'S GAME-BY-GAME STATISTICS

2017-18

Opponent	GS	FG	3FG	FT	Reb	Pts	A	TO	B	S	Min
Loyola (Md.)					DNP						
Saint Peter's					DNP						
Creighton					DNP						
vs. La Salle					DNP						
vs. Texas Tech					DNP						
Sacred Heart		0-0	0-0	0-0	0	0	0	0	0	0	1
at Georgia Tech					DNP						
Illinois					DNP						
at Purdue					DNP						
Chicago State		0-1	0-1	0-0	0	0	0	0	1	0	3
Valparaiso		0-0	0-0	0-0	0	0	0	0	1	0	4
at DePaul					DNP						
Lewis		0-1	0-1	1-3	1	1	0	0	0	0	4
at Oklahoma					DNP						
Brown					DNP						
Nebraska					DNP						
at Penn State					DNP						
Minnesota					DNP						
at Indiana					DNP						
Ohio State					DNP						
Penn State					DNP						
at Minnesota					DNP						
at Michigan					DNP						
at Wisconsin					DNP						
Michigan					DNP						
at Maryland					DNP						
at Rutgers					DNP						
Michigan State					DNP						
Maryland					DNP						
Wisconsin					DNP						
at Iowa					DNP						
vs. Penn State					DNP						

2016-17

Opponent	GS	FG	3FG	FT	Reb	Pts	A	TO	B	S	Min
Miss. Valley State					DNP						
Eastern Washington					DNP						
at Butler					DNP						
vs. Texas					DNP						
vs. Notre Dame					DNP						
Bryant		0-1	0-1	0-0	0	0	0	0	0	0	1
Wake Forest					DNP						
DePaul					DNP						
New Orleans		0-0	0-0	0-0	0	0	0	0	0	0	3
Chicago State					DNP						
vs. Dayton					DNP						
IUPUI		0-0	0-0	0-0	1	0	0	0	0	0	1
Houston Baptist					DNP						
at Penn State					DNP						
at Michigan State					DNP						
Minnesota					DNP						
at Nebraska					DNP						
at Rutgers					DNP						
Iowa		0-1	0-1	0-0	1	0	0	0	0	0	1
at Ohio State					DNP						
Nebraska					DNP						
Indiana					DNP						
Purdue		0-0	0-0	0-0	0	0	0	0	0	0	1
Illinois					DNP						
at Wisconsin					DNP						
Maryland					DNP						
Rutgers					DNP						
at Illinois					DNP						
at Indiana					DNP						
Michigan					DNP						
Purdue					DNP						
vs. Rutgers		0-0	0-0	0-0	2	0	0	0	0	0	1
vs. Maryland					DNP						
vs. Wisconsin					DNP						
vs. Vanderbilt					DNP						
vs. Gonzaga		0-0	0-0	0-0	0	0	0	0	0	0	0+

2015-16

Opponent	GS	FG	3FG	FT	Reb	Pts	A	TO	B	S	Min
UMass Lowell		0-0	0-0	0-0	0	0	0	0	0	0	1
Fairfield					DNP						
Columbia					DNP						
vs. North Carolina					DNP						
vs. Missouri					DNP						
New Orleans		0-0	0-0	0-0	0	0	0	0	0	0	1
at Virginia Tech					DNP						
SIU Edwardsville					DNP						
Chicago State		0-0	0-0	0-0	0	0	0	0	0	0	2
Miss. Valley State					DNP						
at DePaul		0-0	0-0	0-0	0	0	0	0	0	0	0+
Sacred Heart		0-0	0-0	0-0	0	0	0	0	0	0	4
Loyola (Md.)					DNP						
at Nebraska					DNP						
Maryland					DNP						
Ohio State					DNP						
at Minnesota		0-0	0-0	0-0	0	0	0	0	0	0	1
Wisconsin					DNP						
Penn State					DNP						
at Maryland					DNP						
at Indiana					DNP						
Michigan State					DNP						
at Iowa					DNP						
Minnesota		0-0	0-0	0-0	0	0	0	0	0	0	1
at Ohio State					DNP						
Illinois					DNP						
at Purdue					DNP						
at Michigan					DNP						
Rutgers		0-0	0-0	0-0	0	0	0	0	0	0	2
Penn State					DNP						
Nebraska					DNP						
vs. Michigan					DNP						

LAW'S CAREER GAME-BY-GAME

2017-18

Opponent	GS	FG	3FG	FT	Reb	Pts	A	TO	B	S	Min
Loyola (Md.)	*	4-12	1-4	3-5	7	12	1	0	3	0	35
Saint Peter's	*	4-8	1-4	1-1	7	10	1	2	1	2	35
Creighton	*	11-19	5-10	3-4	5	30	1	2	2	1	39
vs. La Salle	*	4-11	0-3	0-0	8	8	5	1	2	0	33
vs. Texas Tech	*	1-6	1-3	1-2	4	4	0	4	0	0	31
Sacred Heart	*	5-9	2-5	3-3	1	15	2	1	0	1	29
at Georgia Tech	*	5-8	1-2	1-1	5	12	2	1	0	3	33
Illinois	*	6-11	2-7	2-2	7	16	1	1	0	1	35
at Purdue	*	4-9	3-4	1-2	10	12	4	1	0	1	33
Chicago State	*	4-6	3-4	7-7	3	18	0	0	0	1	17
Valparaiso	*	5-9	5-7	3-3	4	18	3	0	0	1	25
at DePaul	*	3-5	2-2	1-2	2	9	1	4	0	0	13
Lewis					DNP						
at Oklahoma					DNP						
Brown	*	2-9	2-6	5-5	2	11	2	1	1	1	17
Nebraska	*	2-11	0-4	4-4	8	8	3	3	1	1	37
at Penn State	*	3-7	1-3	1-1	6	8	5	1	0	3	30
Minnesota	*	3-7	2-5	0-0	7	8	1	2	0	0	27
at Indiana	*	4-11	1-4	0-0	7	9	3	1	0	3	34
Ohio State	*	5-14	2-8	2-2	5	14	2	2	0	1	32
Penn State	*	5-12	3-7	5-7	5	18	2	1	0	1	35
at Minnesota	*	6-11	1-3	5-6	13	18	5	3	2	1	35
at Michigan	*	2-8	0-5	2-2	7	6	1	3	1	1	28
at Wisconsin	*	4-7	1-1	0-0	8	9	2	1	1	1	36
Michigan	*	2-10	1-8	2-2	7	7	1	3	0	2	36
at Maryland	*	3-9	2-4	0-0	5	8	3	1	0	2	36
at Rutgers	*	2-7	1-3	2-4	5	7	1	2	0	0	42
Michigan State	*	7-17	5-11	2-2	3	21	5	3	1	1	40
Maryland	*	3-8	3-6	0-1	5	9	3	1	0	0	30
Wisconsin					DNP						
at Iowa					DNP						
vs. Penn State					DNP						

2016-17

Opponent	GS	FG	3FG	FT	Reb	Pts	A	TO	B	S	Min
Miss. Valley State	*	7-10	3-4	1-7	6	18	4	5	0	2	26
Eastern Washington	*	7-13	3-4	9-10	4	26	0	0	0	0	37
at Butler	*	6-8	5-6	0-0	6	17	0	3	0	1	32
vs. Texas	*	2-4	1-2	4-4	3	9	0	2	0	2	19
vs. Notre Dame	*	6-12	2-4	0-0	7	14	2	2	0	0	33
Bryant	*	9-16	3-7	1-2	5	22	3	1	4	1	35
Wake Forest	*	3-11	1-6	0-2	2	7	2	0	0	2	33
DePaul	*	6-12	2-4	2-2	6	16	5	1	1	2	32
New Orleans	*	1-10	1-5	8-8	3	11	2	1	0	1	24
Chicago State	*	7-14	3-6	1-1	4	18	4	3	0	1	36
vs. Dayton	*	2-8	0-3	2-6	9	6	1	1	0	0	34
IUPUI	*	1-5	1-2	0-0	4	3	1	1	0	0	17
Houston Baptist	*	4-12	1-5	2-5	8	11	2	1	1	1	32
at Penn State	*	4-9	1-4	3-4	12	12	5	3	0	0	30
at Michigan State	*	6-11	1-1	3-6	9	16	3	2	0	1	36
Minnesota	*	4-12	2-5	4-4	8	14	1	0	3	0	36
at Nebraska	*	5-9	5-6	0-0	5	15	2	4	0	0	31
at Rutgers	*	7-14	0-4	9-9	8	23	0	0	2	1	36
Iowa	*	5-9	2-4	0-0	2	12	3	3	0	1	26
at Ohio State	*	4-13	0-3	2-2	5	10	1	2	0	1	31
Nebraska	*	6-13	2-3	6-6	5	20	2	2	1	0	37
Indiana	*	2-12	1-5	4-6	12	9	1	1	0	1	39
at Purdue	*	0-7	0-1	1-3	4	1	1	1	0	3	35
Illinois	*	5-14	4-9	2-2	9	16	0	1	0	2	38
at Wisconsin	*	3-12	3-6	2-2	6	11	1	1	1	2	40-
Maryland	*	4-12	1-6	3-4	8	12	1	1	3	1	36
Rutgers	*	2-7	1-4	3-4	5	8	0	2	0	2	34
at Illinois	*	0-4	0-2	3-4	3	3	0	1	0	1	22
at Indiana	*	1-7	0-3	2-2	5	4	1	2	0	2	38
Michigan	*	7-10	2-4	2-2	5	18	3	3	0	1	36
Purdue	*	2-13	0-5	0-0	6	4	2	0	0	1	35
vs. Rutgers	*	5-6	2-3	4-4	5	16	4	0	1	1	26
vs. Maryland	*	5-7	2-2	5-8	5	17	1	2	0	2	25
vs. Wisconsin	*	2-8	0-1	0-0	1	4	1	0	0	1	27
vs. Vanderbilt	*	1-8	0-3	0-1	7	2	2	2	0	0	33
vs. Gonzaga	*	6-13	4-6	2-2	8	18	2	2	1	1	38

2014-15

Opponent	GS	FG	3FG	FT	Reb	Pts	A	TO	B	S	Min
Houston Baptist	*	5-12	0-4	3-3	7	13	1	1	0	0	31
at Brown	*	2-4	0-0	0-0	6	4	4	1	0	2	22
North Florida	*	1-5	1-4	3-4	8	6	4	1	1	0	32
Elon	*	4-9	0-1	8-9	4	16	2	2	2	1	31
vs. Miami (Ohio)	*	4-6	2-3	3-4	8	13	1	4	2	0	30
vs. Northern Iowa	*	0-7	0-2	2-2	7	2	2	2	2	0	28
Georgia Tech	*	1-3	0-2	0-2	1	2	0	5	0	0	13
at Butler		4-10	2-4	0-0	6	10	3	1	0	1	25
Miss. Valley State	*	4-10	1-4	2-2	3	11	2	2	0	0	26
Central Michigan	*	4-5	1-2	0-0	5	9	0	1	1	0	28
Western Michigan	*	0-6	0-3	3-4	3	3	2	1	0	1	25
UIC	*	3-4	0-1	0-0	6	6	3	1	2	0	30
Northern Kentucky	*	2-6	0-2	2-2	4	6	0	4	0	1	23
at Rutgers	*	0-2	0-0	0-0	3	0	0	0	0	0	10
Wisconsin	*	1-7	0-3	1-2	4	3	1	1	0	0	21
at Michigan State	*	2-5	1-2	0-0	5	5	0	0	1	0	24
Illinois	*	1-4	0-2	2-2	5	4	1	0	0	0	18
at Michigan	*	3-6	0-2	0-0	6	6	0	1	1	0	19
Ohio State		1-5	0-0	3-4	6	5	0	1	0	1	23
at Maryland		1-4	1-2	0-0	1	3	2	4	0	0	13
Purdue		1-2	0-0	3-4	3	5	0	1	0	0	22
at Nebraska		3-8	2-5	3-3	4	11	1	3	0	1	25
at Wisconsin		1-6	1-2	0-0	5	3	1	1	1	2	28
Michigan State	*	3-5	1-2	2-3	7	9	1	2	0	3	30
Iowa	*	0-2	0-0	0-0	0	0	1	0	0	0	6
at Minnesota		3-5	3-5	0-0	4	9	1	0	0	1	22
Penn State		7-12	3-5	0-0	11	17	0	1	1	2	31
Indiana		5-8	3-3	1-1	8	14	1	1	0	0	28
at Illinois		2-8	1-4	3-4	2	8	1	3	0	2	26
Michigan		4-10	2-5	1-1	6	11	3	0	0	0	38
at Iowa		1-2	1-1	3-5	2	6	2	3	0	1	21
vs. Indiana	*	1-3	1-1	1-3	3	4	1	0	1	1	31

PARDON'S CAREER GAME-BY-GAME

2017-18

Opponent	GS	FG	3FG	FT	Reb	Pts	A	TO	B	S	Min
Loyola (Md.)	*	6-9	0-0	4-10	7	16	0	3	3	0	29
Saint Peter's	*	4-9	0-0	7-8	4	15	3	5	0	0	36
Creighton	*	3-7	0-1	0-1	5	6	0	3	3	0	25
vs. La Salle	*	6-9	0-0	2-2	7	14	0	4	2	0	24
vs. Texas Tech	*	1-1	0-0	4-5	2	6	0	2	0	2	23
Sacred Heart	*	5-7	0-0	1-3	6	11	0	0	0	1	22
at Georgia Tech	*	4-6	0-0	2-3	12	10	1	1	0	0	31
Illinois	*	3-6	0-0	0-0	4	6	2	0	4	2	43
at Purdue	*	9-12	0-0	2-3	8	20	4	0	1	1	30
Chicago State	*	4-5	0-0	5-8	8	13	0	0	1	2	18
Valparaiso	*	2-7	0-0	5-6	6	9	3	1	0	0	20
at DePaul	*	4-6	0-0	0-0	6	8	0	4	2	0	37
Lewis	*	5-7	0-0	2-3	3	12	0	1	2	1	21
at Oklahoma	*	8-11	0-0	1-4	9	17	1	3	0	0	26
Brown	*	6-7	0-0	6-8	8	18	3	0	4	1	34
Nebraska	*	6-18	0-0	5-8	15	17	3	2	3	0	36
at Penn State	*	3-6	0-0	0-0	4	6	1	1	1	1	32
Minnesota	*	5-7	0-0	3-7	12	13	0	1	6	1	31
at Indiana	*	2-2	0-0	4-4	8	8	0	2	3	0	33
Ohio State	*	3-4	0-0	1-2	10	7	4	0	4	0	37
Penn State	*	6-9	0-0	0-1	4	12	3	0	1	0	33
at Minnesota	*	5-7	0-0	0-1	8	10	2	1	3	0	29
at Michigan	*	4-7	0-0	1-3	7	9	0	4	0	0	28
at Wisconsin	*	8-8	0-0	1-2	4	17	1	0	3	0	38
Michigan	*	2-5	0-0	1-2	1	5	1	0	2	0	28
at Maryland	*	4-9	0-0	4-7	8	12	0	4	0	2	34
at Rutgers	*	6-7	0-0	0-0	13	12	0	1	4	0	41
Michigan State	*	3-4	0-0	2-3	6	8	1	1	0	2	24
Maryland	*	5-6	0-0	4-7	6	14	0	0	3	1	36
Wisconsin	*	2-4	0-0	6-7	9	10	0	0	0	1	36
at Iowa	*	3-8	0-0	0-1	9	6	4	1	1	0	34
vs. Penn State	*	6-11	0-0	2-3	8	14	1	1	0	1	37

2016-17

Opponent	GS	FG	3FG	FT	Reb	Pts	A	TO	B	S	Min
Miss. Valley State	*	2-6	0-0	0-1	7	4	0	0	0	0	21
Eastern Washington	*	4-5	0-0	4-5	5	12	0	1	5	1	31
at Butler	*	2-3	0-0	4-4	4	8	1	1	1	0	26
vs. Texas	*	4-7	0-0	2-5	11	10	1	0	2	0	36
vs. Notre Dame	*	3-4	0-0	0-0	6	6	3	0	6	2	35
Bryant	*	3-6	0-0	0-0	10	6	1	0	2	0	27
Wake Forest	*	1-2	0-0	0-0	6	2	1	1	2	0	16
DePaul					DNP						
New Orleans					DNP						
Chicago State					DNP						
vs. Dayton					DNP						
IUPUI					DNP						
Houston Baptist					DNP						
at Penn State					DNP						
at Michigan State					DNP						
Minnesota	*	4-6	0-0	1-2	8	9	2	0	1	1	32
at Nebraska	*	6-8	0-0	1-2	5	13	1	1	1	1	32
at Rutgers	*	4-7	0-0	0-0	11	8	1	1	8	0	32
Iowa	*	7-12	0-0	0-2	9	14	2	1	2	2	32
at Ohio State	*	1-7	0-0	0-0	8	2	4	2	2	0	32
Nebraska	*	8-11	0-0	3-6	22	19	0	1	3	1	34
Indiana	*	0-0	0-0	0-0	7	0	0	0	3	0	24
at Purdue	*	3-7	0-0	0-1	3	6	1	0	1	3	29
Illinois	*	2-5	0-0	2-2	6	6	2	2	0	0	35
at Wisconsin	*	5-7	0-0	1-2	8	11	1	1	1	2	35
Maryland	*	5-6	0-0	1-6	6	11	0	2	2	2	33
Rutgers	*	5-7	0-0	2-3	8	12	2	1	1	1	36
at Illinois	*	3-3	0-0	0-0	12	6	1	2	0	0	32
at Indiana	*	4-10	0-0	4-7	10	12	0	1	2	1	35
Michigan	*	4-5	0-0	1-4	8	9	3	1	2	0	25
Purdue	*	5-6	0-0	1-2	4	11	4	0	0	0	34
vs. Rutgers	*	5-6	0-0	3-4	8	13	0	1	1	1	29
vs. Maryland	*	2-3	0-0	0-1	8	4	0	4	1	0	32
vs. Wisconsin	*	3-7	0-0	1-1	1	7	1	0	0	0	32
vs. Vanderbilt	*	4-7	0-0	6-8	11	14	1	5	0	2	37
vs. Gonzaga	*	3-4	0-0	0-0	7	6	0	0	1	3	28

2015-16

Opponent	GS	FG	3FG	FT	Reb	Pts	A	TO	B	S	Min
UMass Lowell					DNP						
Fairfield					DNP						
Columbia					DNP						
vs. North Carolina					DNP						
vs. Missouri					DNP						
New Orleans					DNP						
at Virginia Tech					DNP						
SIU Edwardsville					DNP						
Chicago State					DNP						
Miss. Valley State					DNP						
at DePaul					DNP						
Sacred Heart					DNP						
Loyola (Md.)		3-3	0-0	0-2	4	6	0	1	1	0	23
at Nebraska		11-14	0-0	6-8	12	28	0	0	1	1	29
Maryland		4-5	0-0	0-1	6	8	1	0	1	1	23
Ohio State		4-11	0-0	1-4	14	9	0	0	2	0	25
at Minnesota		1-1	0-0	3-4	0	5	1	2	0	2	18
Wisconsin		1-1	0-0	4-8	4	6	2	1	0	0	16
Penn State		5-6	0-0	2-5	5	12	0	0	0	2	20
at Maryland		5-6	0-0	1-2	3	11	0	0	0	0	15
at Indiana		4-5	0-0	1-2	4	9	0	0	1	0	18
Michigan State		1-2	0-0	3-3	3	5	0	0	1	0	19
at Iowa		3-4	0-0	0-0	6	6	0	1	1	0	22
Minnesota	*	1-4	0-0	2-4	4	4	0	1	1	0	18
at Ohio State	*	0-2	0-0	0-0	2	0	0	1	0	0	17
Illinois		0-0	0-0	0-0	1	0	0	3	0	0	5
at Purdue		1-2	0-0	0-0	3	2	0	0	1	0	6
at Michigan		1-2	0-0	0-0	1	2	0	1	0	0	8
Rutgers		2-5	0-0	2-6	3	6	0	1	1	0	13
at Penn State		3-4	0-0	2-2	1	8	0	1	0	0	15
Nebraska		3-3	0-0	0-0	3	6	1	0	0	0	15
vs. Michigan		0-2	0-0	0-0	5	0	0	0	0	0	7

TURNER'S CAREER GAME-BY-GAME

2016-17 (BOSTON COLLEGE)

Opponent	GS	FG	3FG	FT	Reb	Pts	A	TO	B	S	Min
Nicholls State	*	4-6	2-2	2-5	5	12	4	0	1	0	26
Md. Eastern Shore	*	5-7	2-4	1-2	2	13	4	2	0	0	29
Stony Brook	*	4-6	2-3	2-2	4	12	4	2	1	0	30
Towson	*	0-2	0-1	0-0	1	0	3	0	0	0	23
vs. Kansas State	*	1-4	1-2	0-0	6	3	3	0	0	1	29
vs. Richmond	*	4-12	1-6	1-1	7	10	2	2	1	0	32
Dartmouth	*	2-6	1-2	2-2	3	7	6	1	0	0	29
Harvard	*	5-11	3-6	0-0	8	13	3	4	0	2	32
Hartford	*	5-9	2-5	1-2	3	13	7	1	0	2	38
vs. Auburn	*	5-10	2-5	1-3	4	13	4	4	0	0	35
Sacred Heart	*	3-7	2-4	2-2	4	10	3	1	0	0	32
vs. Fairfield	*	2-8	1-1	0-0	5	5	4	0	1	1	31
Providence	*	4-9	2-6	2-2	2	12	6	1	1	2	37
Syracuse	*	6-9	4-7	0-1	2	16	6	0	0	1	34
at Wake Forest	*	4-10	2-7	1-2	2	11	2	0	1	0	37
at Duke	*	5-9	1-4	2-2	6	13	5	1	0	0	35
NC State	*	2-7	1-2	5-5	4	10	0	0	0	3	39
at Syracuse	*	2-3	2-3	0-0	3	6	0	1	0	0	30
Virginia	*	1-6	1-5	0-0	2	3	0	0	0	3	30
North Carolina	*	2-6	1-5	2-2	2	7	5	1	0	0	33
at Miami	*	6-11	3-6	0-0	4	15	2	0	0	1	37
at Virginia Tech	*	1-6	1-4	1-3	4	4	0	1	0	0	25
Wake Forest		1-4	1-4	0-0	4	3	5	0	1	0	24
Louisville		2-5	1-3	0-0	2	5	2	1	0	1	19
Pittsburgh		0-4	0-4	0-0	1	0	2	0	0	0	20
at Georgia Tech	*	2-11	1-8	0-0	4	5	0	1	0	0	31
Notre Dame	*	3-5	1-2	0-0	3	7	6	1	0	0	32
at Florida State	*	5-9	2-5	1-2	1	13	2	3	0	0	31
Virginia Tech		1-2	1-2	0-0	1	3	2	2	0	1	29
at Notre Dame	*	5-10	3-6	0-0	3	13	1	1	0	0	33
at Clemson	*	4-10	2-7	0-0	1	10	2	2	0	0	36
vs. Wake Forest	*	1-5	0-0	1-2	2	3	1	0	0	1	29

2015-16 (BOSTON COLLEGE)

Opponent	GS	FG	3FG	FT	Reb	Pts	A	TO	B	S	Min
St. Francis	*	2-5	0-1	2-2	5	6	1	0	0	1	24
Central Connecticut	*	3-10	0-6	0-0	2	6	0	0	0	0	19
Harvard	*	2-4	1-3	3-4	4	8	2	0	1	1	30
vs. Michigan State	*	1-7	0-4	0-0	2	2	0	1	0	1	23
vs. UC Irvine		2-2	1-1	0-0	2	5	0	2	0	1	27
vs. Santa Clara	*	3-9	3-7	1-2	3	10	1	0	0	0	27
Penn State	*	3-9	3-7	6-8	5	15	2	0	1	1	33
UMass Lowell	*	2-11	0-7	2-2	2	6	1	3	0	0	31
at Providence	*	1-4	0-1	0-0	1	2	1	1	1	2	24
Maine	*	5-9	1-4	0-0	6	11	2	1	2	2	26
Delaware	*	3-7	3-6	0-0	3	9	1	0	2	0	25
vs. Fordham	*	2-5	1-3	1-2	7	6	2	1	0	0	28
New Hampshire	*	1-4	1-3	0-0	5	3	1	2	0	1	41
Duke	*	2-4	2-3	0-0	5	6	2	1	0	1	26
Notre Dame	*	1-6	1-4	0-0	1	3	3	2	0	1	27
at Syracuse	*	2-8	0-5	0-2	2	4	1	0	0	1	19
at Pitt	*	0-2	0-2	0-0	2	0	1	1	0	0	20
Miami	*	2-4	1-2	0-0	4	5	1	1	1	2	33
at Notre Dame	*	1-5	1-2	4-4	7	7	1	0	0	1	31
Florida State	*	2-4	1-3	0-0	1	5	1	1	2	1	27
at North Carolina	*	4-9	2-6	0-1	7	10	2	0	0	1	34
at Virginia	*	0-3	0-2	0-0	6	0	3	0	0	0	36
at Louisville	*	3-7	0-2	0-1	3	6	4	1	0	2	29
North Carolina	*	0-2	0-1	0-0	3	0	3	1	0	0	18
Syracuse					DNP						
at Clemson					DNP						
at Wake Forest					DNP						
Virginia Tech					DNP						
Georgia Tech					DNP						
at NC State		3-5	3-4	2-4	4	11	2	0	0	1	21
Clemson		2-8	0-3	1-1	2	5	4	0	0	4	31
vs. Florida State	*	2-7	0-4	2-2	3	6	0	1	0	0	33

INDIVIDUAL CAREER STATISTICS

ASH'S CAREER STATS

			Total		3-pt				Rebounds								
Year	GP-GS	Min-Avg	FG-FGA	Pct	FG-FGA	Pct	FT-FTA	Pct	Off-Def	Tot-Avg	PF	FO	Ast	TO	Blk	Stl	Pts-Avg
2015-16	28-0	156-5.6	12-29	.414	4-15	.267	7-10	.700	2-14	16-0.6	17	0	22	7	0	2	35-1.3
2016-17	27-0	103-3.8	5-20	.250	5-15	.333	0-0	.000	1-11	12-0.4	10	0	10	5	1	5	15-0.6
2017-18	25-4	317-12.7	19-52	.365	11-34	.324	3-5	.600	3-26	29-1.2	25	0	18	13	0	14	52-2.1
CAREER	**80-4**	**576-7.2**	**36-101**	**.356**	**20-64**	**.313**	**10-15**	**.667**	**6-51**	**57-0.7**	**52**	**0**	**50**	**25**	**1**	**21**	**102-1.3**

BENSON'S CAREER STATS

			Total		3-pt				Rebounds								
Year	GP-GS	Min-Avg	FG-FGA	Pct	FG-FGA	Pct	FT-FTA	Pct	Off-Def	Tot-Avg	PF	FO	Ast	TO	Blk	Stl	Pts-Avg
2016-17	32-8	256-8.0	26-44	.591	0-0	.000	13-23	.565	21-30	51-1.6	50	0	12	11	19	9	65-2.0
2017-18	32-1	306-9.6	21-38	.553	0-1	.000	17-32	.531	22-48	70-2.2	68	2	14	18	18	7	59-1.8
CAREER	**64-9**	**562-8.8**	**47-82**	**.573**	**0-1**	**.000**	**30-55**	**.545**	**43-78**	**121-1.9**	**118**	**2**	**26**	**29**	**37**	**16**	**124-1.9**

FALZON'S CAREER STATS

			Total		3-pt				Rebounds								
Year	GP-GS	Min-Avg	FG-FGA	Pct	FG-FGA	Pct	FT-FTA	Pct	Off-Def	Tot-Avg	PF	FO	Ast	TO	Blk	Stl	Pts-Avg
2015-16	32-29	786-24.6	87-227	.383	63-178	.354	33-46	.717	42-67	109-3.4	74	1	28	21	10	11	270-8.4
2016-17	3-0	20-6.7	0-3	.000	0-3	.000	0-0	.000	0-2	2-0.7	1	0	3	1	1	0	0-0.0
2017-18	28-10	447-16.0	45-129	.349	36-96	.375	29-34	.853	8-40	48-1.7	37	2	15	15	6	9	155-5.5
CAREER	**63-39**	**1253-19.9**	**132-359**	**.368**	**99-277**	**.357**	**62-80**	**.775**	**50-109**	**159-2.5**	**112**	**3**	**46**	**37**	**17**	**20**	**425-6.7**

GAINES' CAREER STATS

			Total		3-pt				Rebounds								
Year	GP-GS	Min-Avg	FG-FGA	Pct	FG-FGA	Pct	FT-FTA	Pct	Off-Def	Tot-Avg	PF	FO	Ast	TO	Blk	Stl	Pts-Avg
2017-18	32-5	596-18.6	42-112	.375	8-33	.242	37-47	.787	24-57	81-2.5	52	1	37	29	4	17	129-4.0
CAREER	**32-5**	**596-18.6**	**42-112**	**.375**	**8-33**	**.242**	**37-47**	**.787**	**24-57**	**81-2.5**	**52**	**1**	**37**	**29**	**4**	**17**	**129-4.0**

HALL'S CAREER STATS

			Total		3-pt				Rebounds								
Year	GP-GS	Min-Avg	FG-FGA	Pct	FG-FGA	Pct	FT-FTA	Pct	Off-Def	Tot-Avg	PF	FO	Ast	TO	Blk	Stl	Pts-Avg
2015-16	8-0	12-1.5	0-0	.000	0-0	.000	0-0	.000	0-0	0-0.0	1	0	0	0	0	0	0-0.0
2016-17	7-0	8-1.1	0-2	.000	0-2	.000	0-0	.000	1-3	4-0.6	0	0	0	0	0	0	0-0.0
2017-18	4-0	12-3.0	0-2	.000	0-2	.000	1-3	.333	0-1	1-0.3	0	0	0	0	2	0	1-0.3
CAREER	**19-0**	**32-1.7**	**0-4**	**.000**	**0-4**	**.000**	**1-3**	**.333**	**1-4**	**5-0.3**	**1**	**0**	**0**	**0**	**2**	**0**	**1-0.1**

LAW'S CAREER STATS

			Total		3-pt				Rebounds								
Year	GP-GS	Min-Avg	FG-FGA	Pct	FG-FGA	Pct	FT-FTA	Pct	Off-Def	Tot-Avg	PF	FO	Ast	TO	Blk	Stl	Pts-Avg
2014-15	32-19	780-24.4	74-191	.387	27-76	.355	49-64	.766	31-122	153-4.8	76	0	41	48	15	21	224-7.0
2015-16	DNP - Injured																
2016-17	36-36	1155-32.1	147-365	.403	59-148	.399	90-122	.738	46-164	210-5.8	96	4	63	56	18	38	443-12.3
2017-18	27-27	853-31.6	109-261	.418	51-133	.383	56-68	.824	30-126	156-5.8	73	1	60	45	15	29	325-12.0
CAREER	95-82	2788-29.3	330-817	.404	137-357	.384	195-254	.768	107-412	519-5.5	245	5	164	149	48	88	**992-10.4**

PARDON'S CAREER STATS

			Total		3-pt				Rebounds								
Year	GP-GS	Min-Avg	FG-FGA	Pct	FG-FGA	Pct	FT-FTA	Pct	Off-Def	Tot-Avg	PF	FO	Ast	TO	Blk	Stl	Pts-Avg
2015-16	20-2	332-16.6	53-82	.646	0-0	.000	27-51	.529	35-49	84-4.2	48	2	5	14	12	4	133-6.7
2016-17	28-28	862-30.8	102-167	.611	0-0	.000	37-68	.544	91-134	225-8.0	75	3	32	30	50	23	241-8.6
2017-18	32-32	993-31.0	143-231	.619	0-1	.000	75-122	.615	106-121	227-7.1	93	2	38	45	56	18	361-11.3
CAREER	**80-62**	**2187-27.3**	**298-480**	**.621**	**0-1**	**.000**	**139-241**	**.577**	**232-304**	**536-6.7**	**216**	**7**	**75**	**89**	**118**	**45**	**735-9.2**

TAYLOR'S CAREER STATS

			Total		3-pt				Rebounds								
Year	GP-GS	Min-Avg	FG-FGA	Pct	FG-FGA	Pct	FT-FTA	Pct	Off-Def	Tot-Avg	PF	FO	Ast	TO	Blk	Stl	Pts-Avg
2014-15 (Ohio)	29-27	873-30.1	88-203	.433	28-97	.289	31-41	.756	15-57	72-2.5	60	2	37	33	10	12	235-8.1
2015-16	DNP - NCAA Transfer Rules																
2016-17 (UE)	33-32	1033-31.3	167-382	.437	54-144	.375	78-92	.848	24-71	95-2.9	80	3	50	42	16	19	466-14.1
2017-18 (UE)	25-25	880-35.2	195-458	.426	67-158	.424	76-88	.864	12-84	96-3.8	57	1	2	8	6	20	533-21.3
CAREER	**87-83**	**2785-32.0**	**450-1043**	**.431**	**149-399**	**.373**	**185-221**	**.837**	**51-212**	**263-3.0**	**197**	**6**	**115**	**132**	**32**	**51**	**1234-14.2**

TURNER'S CAREER STATS

			Total		3-pt				Rebounds								
Year	GP-GS	Min-Avg	FG-FGA	Pct	FG-FGA	Pct	FT-FTA	Pct	Off-Def	Tot-Avg	PF	FO	Ast	TO	Blk	Stl	Pts-Avg
2015-16 (BC)	27-24	744-27.6	54-160	.338	25-96	.260	24-35	.686	10-88	98-3.6	39	0	42	20	10	25	157-5.8
2016-17 (BC)	32-28	987-30.8	97-229	.424	49-131	.374	27-40	.675	20-85	105-3.3	47	0	96	33	7	19	270-8.4
2017-18	DNP - NCAA Transfer Rules																
CAREER	**59-52**	**1731-29.3**	**151-389**	**.388**	**74-227**	**.326**	**51-75**	**.680**	**30-85**	**203-3.4**	**1.5**	**0**	**138**	**53**	**17**	**44**	**427-7.2**

RADIO/TV ROSTER



RYAN GREER
Fy. · G · 6-2
Atlanta, Ga.
Northfield Mount Hermon (Mass.)



VIC LAW
R-Sr. · F · 6-7
South Holland, Ill.
St. Rita



DERERK PARDON
Sr. · C · 6-8
Cleveland, Ohio
Villa Angela-St. Joseph



MILLER KOPP
Fy. · F · 6-7
Houston, Texas
Houston Christian



ANTHONY GAINES
So. · G · 6-4
Kingston, N.Y.
New Hampton School (N.H.)



RYAN TAYLOR
Gr. · G · 6-6
Gary, Ind.
St. John's Northwestern Military Academy (Wis.)



RYAN YOUNG
Fy. · C · 6-10
Stewartsville, N.J.
Bethlehem Catholic (Pa.)



A.J. TURNER
R-Jr. · F · 6-7
Mt. Clemens, Mich.
New Hampton School (N.H.)



PETE NANCE
Fy. · F · 6-10
Akron, Ohio
Revere



JORDAN ASH
Sr. · G · 6-3
Bolingbrook, Ill.
St. Joseph



BARRET BENSON
Jr. · C · 6-10
Willowbrook, Ill.
Hinsdale South



TINO MALNATI
R-So. · G · 6-3
Northfield, Ill.
New Trier



CHARLIE HALL
R-Jr. · F · 6-5
Los Angeles, Calif.
Crossroads School



AARON FALZON
R-Jr. · F · 6-8
Newton, Mass.
Northfield Mount Hermon (Mass.)



CHRIS COLLINS
Sullivan-Ubben Head
Men's Basketball Coach
Sixth Season



BRIAN JAMES
Assistant Coach
Sixth Season



BILLY DONLON
Assistant Coach
Second Season



EMANUEL DILDY
Assistant Coach
First Season

Game 1
#19/20 NU 79, Loyola (Md.) 75
Nov. 10, 2017 • Rosemont, Ill.

Northwestern started its season off on a positive note with a 79-75 win over Loyola (Md.) in the season-opener for both teams at Allstate Arena. Scottie Lindsey finished with a game-high 26 points, while adding a career-high nine rebounds. Bryant McIntosh contributed 16 points, seven assists, four rebounds and a team-high three steals, including one with 16 seconds left to help seal the victory for the 'Cats. The Wildcats played lockdown defense in the first half, holding the Greyhounds to 24 points and just 8-of-30 shooting. Pardon and sophomore Barret Benson each added two blocks and four defensive rebounds in the period, while the 'Cats finished the half with seven total blocks as a team. Northwestern held Loyola without a field goal for almost eight minutes midway through the half, during which the #B1GCats went on a 16-0 run to take the lead. Pardon had six points during the run while Lindsey added 10 points, including back-to-back 3-pointers to give Northwestern a 20-8 lead. The Wildcats finished the half on an 11-3 run, capped off with an emphatic dunk by Lindsey to send Northwestern into the break with a 37-24 lead. Lindsey led all players with 14 points on 50.0-percent shooting in the half. McIntosh kickstarted the Northwestern offense to start the second half, hitting back-to-back jumpers to give him 10 points on the night. However, Loyola rallied back in the second half thanks to a much improved 55.0-percent field goal percentage, including shooting 7-of-8 from behind the arc. In the game's last five minutes, Lindsey finished with seven points, while McIntosh added four points along with a steal. McIntosh hit a pair of free throws in the game's final seconds to secure the victory.

Official Basketball Box Score -- Game Totals -- Final Statistics
Loyola (Md.) vs Northwestern
11/10/17 7:30 p.m. at Rosemont, Ill. (Allstate Arena)

Loyola (Md.) 75 • 0-1

			Total	3-Ptr		Rebounds									
##	Player		FG-FGA	FG-FGA	FT-FTA	Off	Def	Tot	PF	TP	A	TO	Blk	Stl	Min
22	Gregory, Cam	f	6-11	0-0	6-7	4	7	11	4	18	2	4	0	1	38
41	Langendoerfer, Ian	f	0-3	0-2	3-3	0	1	1	4	3	0	0	0	0	11
10	Kostecka, Andrew	g	8-14	3-5	3-6	1	3	4	4	22	2	2	0	3	33
2	Walker, Andre	g	3-10	0-2	2-5	0	2	2	4	8	4	3	0	0	28
5	Hives, James	g	1-4	1-2	2-2	3	8	11	3	5	2	2	0	1	30
0	Hart, Isaiah		2-9	0-1	1-2	0	2	2	3	5	3	2	2	1	28
15	Norton, Sam		0-0	0-0	1-2	1	2	3	1	1	1	0	0	0	4
23	Holcombe, Brent		4-8	4-5	1-2	1	2	3	5	13	0	3	0	0	23
4	Provo, Nevell		0-0	0-0	0-0	0	1	1	2	0	0	1	0	0	5
	Team					2	4	6				1			
	Totals		24-59	8-17	19-29	12	32	44	30	75	14	18	2	6	200

FG % 1st Half: 8-30 26.7% 2nd half: 16-29 55.2% Game: 24-59 40.7% — Deadball Rebounds 4
3FG % 1st Half: 1-9 11.1% 2nd half: 7-8 87.5% Game: 8-17 47.1%
FT % 1st Half: 7-10 70.0% 2nd half: 12-19 63.2% Game: 19-29 65.5%

Northwestern 79 • 1-0

			Total	3-Ptr		Rebounds									
##	Player		FG-FGA	FG-FGA	FT-FTA	Off	Def	Tot	PF	TP	A	TO	Blk	Stl	Min
20	Scottie Lindsey	f	9-20	4-11	4-8	1	8	9	2	26	0	0	1	1	35
4	Vic Law	f	4-12	1-4	3-5	1	6	7	4	12	1	0	3	0	35
44	Gavin Skelly	f	1-1	0-0	1-2	0	2	2	4	3	1	2	2	1	19
5	Dererk Pardon	c	6-9	0-0	4-10	5	2	7	4	16	0	3	3	0	29
30	Bryant McIntosh	g	4-13	0-5	8-8	2	2	4	1	16	7	4	1	3	38
11	Anthony Gaines		0-2	0-0	2-2	0	1	1	4	2	1	3	0	0	12
12	Isiah Brown		1-2	0-0	2-2	0	1	1	1	4	1	1	0	0	14
23	Jordan Ash		0-0	0-0	0-0	0	0	0	1	0	1	0	0	0	8
25	Barret Benson		0-2	0-1	0-0	0	5	5	4	0	1	1	2	0	10
	Team					3	2	5				1			
	Totals		25-61	5-21	24-37	12	29	41	25	79	13	15	12	5	200

FG % 1st Half: 14-30 46.7% 2nd half: 11-31 35.5% Game: 25-61 41.0% — Deadball Rebounds 5
3FG % 1st Half: 2-9 22.2% 2nd half: 3-12 25.0% Game: 5-21 23.8%
FT % 1st Half: 7-9 77.8% 2nd half: 17-28 60.7% Game: 24-37 64.9%

Officials: D.J. Carstensen, Paul Szelc, John Floyd
Technical fouls: Loyola (Md.)-Walker, Andre. Northwestern-None.
Attendance: 6013

Score by periods	1st	2nd	Total
Loyola (Md.)	24	51	**75**
Northwestern	37	42	**79**

Points	In Paint	Off T/O	2nd Chance	Fast Break	Bench
LOYOLA	22	12	13	0	19
NU	32	23	13	7	6

Last FG - LOYOLA 2nd-01:31, NU 2nd-02:13.
Largest lead - LOYOLA by 4 1st-16:32, NU by 17 2nd-19:17.
LOYOLA led for 03:00. NU led for 33:14. Game was tied for 03:46.

Score tied - 6 times.
Lead changed - 7 times.

Game 2
#20/20 NU 75, Saint Peter's 66
Nov. 13, 2017 • Rosemont, Ill.

Five Northwestern players scored in double figures and the Wildcats finished with a 34-16 rebounding advantage en route to a 75-66 victory over Saint Peter's at Allstate Arena. Bryant McIntosh led the way with 17 points and matched his career high with seven rebounds. The Wildcats' starting frontcourt of Dererk Pardon and Gavin Skelly added 15 and 14 points, respectively. The Wildcats started out fast thanks to an early 8-0 run. Skelly energized the run with two highlight-reel dunks, including a thunderous alley-oop from Law followed by a put-back slam. Moments later, Lindsey drained a 3-pointer to extend the lead to 11-3 and force Saint Peter's to call a timeout. Skelly led all players at the half with eight points and four rebounds. McIntosh and Pardon each finished the period with seven points. The Wildcats went into halftime with a 32-25 lead thanks to an efficient offensive performance and disciplined defense in the first half. The #B1GCats started the second half red hot from behind the arc. Skelly, Lindsey and Law each hit a triple on NUs first three possessions of the period. A layup by Pardon followed by a McIntosh jumper helped improve the 'Cats' shooting numbers to 5-of-6 to start the half. The jumper opened the lead up to 15 and forced another Peacocks' timeout. Anthony Gaines turned in a strong stretch of play midway through the second half, scoring five consecutive points including his first-career 3-pointer to extend NU's lead to 18 points. Saint Peter's wouldn't go away as an 11-3 run brought them back within 10 points midway throught the second half, but Northwestern shut the door on any further comeback efforts. The Wildcats finished the night shooting 48.9 percent from the field and 23-of-24 from the free throw line.

Official Basketball Box Score -- Game Totals -- Final Statistics
Saint Peter's vs Northwestern
11/13/17 7:00 p.m. at Rosemont, Ill. (Allstate Arena)

Saint Peter's 66 • 0-2

			Total	3-Ptr		Rebounds									
##	Player		FG-FGA	FG-FGA	FT-FTA	Off	Def	Tot	PF	TP	A	TO	Blk	Stl	Min
11	Enechionyia, Nnamdi	f	0-4	0-4	0-0	0	0	0	3	0	4	0	0	0	22
23	Idowu, Samuel	f	4-8	2-5	4-4	0	0	0	2	14	0	1	2	2	20
24	Taylor, Quinn	f	2-3	2-3	4-7	1	1	2	4	10	4	1	0	4	29
0	Griffin, Nick	g	7-12	3-5	2-2	0	3	3	2	19	2	0	0	0	34
1	Turner, Davauhnte	g	3-6	1-3	0-0	1	0	1	1	7	5	3	0	0	32
12	Livingston, Jeremiah		0-4	0-1	0-0	0	1	1	3	0	3	0	0	1	16
15	Ndiaye, Mamadou		1-3	0-0	0-0	0	1	1	1	2	0	1	0	0	10
21	Powell, Julian		0-1	0-1	0-0	1	1	2	1	0	0	1	1	1	9
25	Jones, Cameron		5-8	2-4	2-2	0	3	3	3	14	0	1	0	2	28
	Team					0	3	3				2			
	Totals		22-49	10-26	12-15	3	13	16	20	66	18	10	3	10	200

FG % 1st Half: 10-26 38.5% 2nd half: 12-23 52.2% Game: 22-49 44.9% — Deadball Rebounds 2
3FG % 1st Half: 5-14 35.7% 2nd half: 5-12 41.7% Game: 10-26 38.5%
FT % 1st Half: 0-0 0.0% 2nd half: 12-15 80.0% Game: 12-15 80.0%

Northwestern 75 • 2-0

			Total	3-Ptr		Rebounds									
##	Player		FG-FGA	FG-FGA	FT-FTA	Off	Def	Tot	PF	TP	A	TO	Blk	Stl	Min
4	Vic Law	f	4-8	1-4	1-1	2	5	7	1	10	1	2	1	2	35
44	Gavin Skelly	f	4-7	1-3	5-5	3	3	6	4	14	1	2	1	0	31
5	Dererk Pardon	c	4-9	0-0	7-8	1	3	4	3	15	3	5	0	0	36
20	Scottie Lindsey	g	3-5	2-4	4-4	0	3	3	4	12	6	0	0	0	29
30	Bryant McIntosh	g	5-9	1-2	6-6	0	7	7	2	17	3	2	1	0	37
11	Anthony Gaines		2-4	1-1	0-0	0	1	1	2	5	0	3	0	0	15
12	Isiah Brown		0-1	0-1	0-0	0	1	1	1	0	0	1	0	0	4
23	Jordan Ash		0-2	0-1	0-0	0	0	0	0	0	1	0	0	0	10
25	Barret Benson		1-2	0-0	0-0	0	1	1	0	2	0	2	1	0	3
	Team					3	1	4							
	Totals		23-47	6-16	23-24	9	25	34	17	75	15	17	4	2	200

FG % 1st Half: 10-20 50.0% 2nd half: 13-27 48.1% Game: 23-47 48.9% — Deadball Rebounds 3
3FG % 1st Half: 2-4 50.0% 2nd half: 4-12 33.3% Game: 6-16 37.5%
FT % 1st Half: 10-11 90.9% 2nd half: 13-13 100.0 Game: 23-24 95.8%

Officials: Terry Wymer, Keith Kimble, Brooks Wells
Technical fouls: Saint Peter's-None. Northwestern-None.
Attendance: 5101

Score by periods	1st	2nd	Total
Saint Peter's	25	41	**66**
Northwestern	32	43	**75**

Points	In Paint	Off T/O	2nd Chance	Fast Break	Bench
SPUM	18	14	0	6	16
NU	28	14	10	7	7

Last FG - SPUM 2nd-00:32, NU 2nd-01:25.
Largest lead - SPUM by 2 1st-08:24, NU by 18 2nd-12:22.
SPUM led for 01:59. NU led for 35:03. Game was tied for 02:58.

Score tied - 2 times.
Lead changed - 2 times.

Game 3
Creighton 92, #20/20 NU 88
Nov. 15, 2017 • Rosemont, Ill.

Vic Law scored a career-high 30 points but No. 20 Northwestern was unable to complete a furious second-half comeback as the Wildcats fell to the Creighton, 92-88, at Allstate Arena as part of the Gavitt Tipoff Games. Bryant McIntosh added 24 points along with a team-high nine assists. Five consecutive baskets for Creighton helped the Bluejays pull ahead with a 22-13 lead, however Northwestern continued to fight offensively to keep the score close. Despite six consecutive field goals by the 'Cats midway through the half, a 10-0 run by Creighton opened up their lead to 15 late in the first half, but the #B1GCats would not go away. The Wildcats went on a 7-2 run to close the first half, holding Creighton without a field goal for the final 2:52 of the half to head into the locker room trailing, 51-43. A 7-0 run to begin to half cut the NU deficit to just one. Northwestern kept its foot on the gas pedal as Law converted on four-point play to give the 'Cats a 56-55 lead with 17:02 remaining. Following a Creighton basket on the ensuing possession, Law stayed hot as he drained a fade-away three to put Northwestern back on top, 59-57. The Bluejays kept answering every NU charge, though. With the 'Cats trailing by seven with under four minutes left, Law scored four straight points to close the deficit to three. A basket by Martin Krampelj and a free throw by Ronnie Harrell Jr. made it a six-point game, but a triple by Scottie Lindsey cut the margin in half. A putback basket by Krampelj extended the guests' lead to five. After Gavin Skelly hit a 3-pointer to cut the Bluejays' lead to 90-88 with 18 seconds remaining, Khyri Thomas converted on two free throws to make the score 92-88 and seal the game for Creighton.

Official Basketball Box Score -- Game Totals -- Final Statistics
Creighton vs Northwestern
11/15/17 8:00 p.m. at Rosemont, Ill. (Allstate Arena)

Creighton 92 • 3-0

			Total	3-Ptr		Rebounds									
##	Player		FG-FGA	FG-FGA	FT-FTA	Off	Def	Tot	PF	TP	A	TO	Blk	Stl	Min
0	FOSTER,Marcus	g	3-11	2-3	4-4	0	0	0	3	12	2	2	1	0	35
1	MINTZ,Davion	g	0-2	0-0	2-2	0	4	4	2	2	3	0	0	0	19
2	THOMAS,Khyri	g	9-16	1-3	5-5	1	10	11	1	24	5	1	1	1	38
4	HARRELL JR.,Ronnie		2-4	0-0	1-3	1	3	4	3	5	2	1	0	0	21
5	ALEXANDER,Ty-Shon		5-8	4-6	0-0	0	3	3	0	14	2	2	0	0	21
15	KRAMPELJ,Martin	f	7-9	1-1	2-2	2	3	5	4	17	3	1	1	0	26
24	BALLOCK,Mitch		3-6	0-1	0-0	0	4	4	1	6	1	1	0	0	21
32	HEGNER,Toby	f	2-3	0-0	0-0	0	0	0	0	4	1	0	0	0	5
44	SUAREZ,Manny		4-9	0-2	0-0	2	3	5	3	8	0	1	0	0	14
	Team					1	1	2							
	Totals		35-68	8-16	14-16	7	31	38	17	92	19	9	3	1	200

FG % 1st Half: 20-36 55.6% 2nd half: 15-32 46.9% Game: 35-68 51.5% — Deadball Rebounds 3,1
3FG % 1st Half: 4-10 40.0% 2nd half: 4-6 66.7% Game: 8-16 50.0%
FT % 1st Half: 7-7 100.0 2nd half: 7-9 77.8% Game: 14-16 87.5%

Northwestern 88 • 2-1

			Total	3-Ptr		Rebounds									
##	Player		FG-FGA	FG-FGA	FT-FTA	Off	Def	Tot	PF	TP	A	TO	Blk	Stl	Min
4	Vic Law	f	11-19	5-10	3-4	2	3	5	4	30	1	2	2	1	39
5	Dererk Pardon	c	3-7	0-1	0-1	1	4	5	4	6	0	3	3	0	25
11	Anthony Gaines		0-3	0-1	1-2	1	3	4	1	1	4	0	0	0	22
12	Isiah Brown		0-1	0-1	0-0	0	0	0	2	0	0	0	0	0	5
20	Scottie Lindsey	g	3-8	2-7	2-2	0	3	3	4	10	1	0	0	1	22
23	Jordan Ash		0-1	0-1	0-0	0	1	1	1	0	0	0	0	1	2
25	Barret Benson		0-1	0-0	3-6	1	2	3	1	3	0	0	0	0	9
30	Bryant McIntosh	g	11-20	2-3	0-0	2	2	4	1	24	9	1	0	0	40
44	Gavin Skelly	f	4-7	3-4	3-4	0	6	6	1	14	1	0	2	0	36
	Team					0	1	1							
	Totals		32-67	12-28	12-19	7	25	32	19	88	16	6	7	3	200

FG % 1st Half: 16-34 47.1% 2nd half: 16-33 48.5% Game: 32-67 47.8% — Deadball Rebounds 3
3FG % 1st Half: 6-14 42.9% 2nd half: 6-14 42.9% Game: 12-28 42.9%
FT % 1st Half: 5-9 55.6% 2nd half: 7-10 70.0% Game: 12-19 63.2%

Officials: Pat Driscoll, Brian O'Connell, Tim Clougherty
Technical fouls: Creighton-None. Northwestern-None.
Attendance: 6384

Score by periods	1st	2nd	Total
Creighton	51	41	**92**
Northwestern	43	45	**88**

Points	In Paint	Off T/O	2nd Chance	Fast Break	Bench
CU	48	9	12	2	33
NU	26	8	5	5	4

Last FG - CU 2nd-00:27, NU 2nd-00:18.
Largest lead - CU by 15 1st-05:12, NU by 2 2nd-16:27.
CU led for 36:20. NU led for 01:54. Game was tied for 01:46.

Score tied - 3 times.
Lead changed - 10 times.

Game 4
#20/20 NU 82, La Salle 74
Nov. 18, 2017 • Uncasville, Conn.

Bryant McIntosh and Scottie Lindsey combined for 41 points to lead Northwestern over La Salle, 82-74, in the 2017 Hall of Fame Tip-Off Tournament at Mohegan Sun Arena. McIntosh scored a team-high 21 points with a 5-of-6 mark behind arc, while Lindsey dropped 20 points to go along with six rebounds. Aaron Falzon made his season debut after missing the majority of the 2016-17 campaign due to injury, scoring 11 points on a trio of 3-pointers and pair of free throws. The contest was knotted at 13 just over eight minutes into the contest when NU took control. An 8-1 run put the 'Cats up by seven, 21-14, with 9:38 remaining before halftime. The advantage was 23-18 with eight minutes remaining, but the Wildcats closed the opening stanza on a 23-6 run to take a convincing 46-24 advantage into halftime. The Wildcats connected on six of their 10 3-point attempts over the opening half with McIntosh (11 first-half points) leading the way by knocking down each of his three triple tries. Northwestern shot a blistering 62.1 percent (18-29) from the field while holding the Explorers to 31.3 percent shooting (10-32) in the opening half. The lead grew to 26 before a 12-point La Salle run got the Explorers within 14 with 16 minutes remaining. Falzon ended the opposing surge by knocking down his second 3-pointer of the game. The Explorers, who connected on 10 of their first 12 field goal attempts to open the second stanza, crept to within eight, 59-51, but Lindsey's third trey pushed the lead back to double digits. B.J. Johnson, who hit each of his first six field goal attempts of the half, led La Salle's charge back as it got within seven, but a 3-pointer by McIntosh and a dunk by Pardon extended the lead back to 12. NU eventually pushed the advantage to 20 with 3:15 remaining before La Salle used a 12-point run to close the game.

Official Basketball Box Score -- Game Totals -- Final Statistics
La Salle vs Northwestern
11/18/17 2:30 at Mohegan Sun Arena, Uncasville, Conn.

La Salle 74 • 3-1

##	Player		Total FG-FGA	3-Ptr FG-FGA	FT-FTA	Rebounds Off	Def	Tot	PF	TP	A	TO	Blk	Stl	Min
00	POWELL, Pookie	*	3-11	1-5	1-2	0	3	3	0	8	5	1	0	0	32
02	STUKES, Amar	*	3-9	0-4	3-3	0	1	1	3	9	1	1	0	2	36
05	WASHINGTON, Tony	*	4-6	0-0	0-1	1	2	3	4	8	0	2	0	0	27
13	PHIRI, Saul	*	2-5	1-4	0-0	1	0	1	0	5	0	1	0	2	26
20	JOHNSON, B.J.	*	9-15	2-4	2-5	4	3	7	1	22	0	2	0	3	36
01	SHULER, Johnnie		1-2	0-1	0-0	0	0	0	0	2	0	0	0	0	9
03	MOULTRIE, Jamir		1-1	0-0	0-0	0	0	0	0	2	0	0	0	1	3
04	BROOKINS, Miles		3-3	0-0	2-2	0	2	2	4	8	1	0	0	0	14
10	DEAS, Isiah		3-8	1-3	2-3	1	4	5	0	9	1	1	1	1	15
23	JOSEPH, Dajour		0-0	0-0	0-0	0	0	0	0	0	0	0	0	0	1
31	SULLIVAN, Cian		0-0	0-0	1-2	0	0	0	0	1	0	0	1	0	1
	Team					3	2	5							
	Totals		29-60	5-21	11-18	10	17	27	12	74	8	8	2	9	200

FG % 1st Half: 10-32 31.3% 2nd half: 19-28 67.9% Game: 29-60 48.3%
3FG % 1st Half: 2-13 15.4% 2nd half: 3-8 37.5% Game: 5-21 23.8%
FT % 1st Half: 2-4 50.0% 2nd half: 9-14 64.3% Game: 11-18 61.1%
Deadball Rebounds 3

Northwestern 82 • 3-1

##	Player		Total FG-FGA	3-Ptr FG-FGA	FT-FTA	Rebounds Off	Def	Tot	PF	TP	A	TO	Blk	Stl	Min
04	Vic Law	*	4-11	0-3	0-0	4	4	8	2	8	5	1	2	0	33
05	Dererk Pardon	*	6-9	0-0	2-2	2	5	7	4	14	0	4	2	0	24
20	Scottie Lindsey	*	8-12	4-7	0-0	1	5	6	1	20	0	2	0	1	34
30	Bryant McIntosh	*	8-15	5-6	0-0	0	1	1	1	21	7	2	0	0	34
44	Gavin Skelly	*	2-2	0-0	2-2	1	1	2	3	6	3	2	0	0	22
11	Anthony Gaines		0-0	0-0	0-0	0	0	0	1	0	0	0	0	0	12
12	Isiah Brown		0-2	0-0	0-0	0	0	0	0	0	0	2	0	0	3
14	Rapolas Ivanauskas		0-0	0-0	0-0	0	0	0	1	0	0	0	0	0	1
23	Jordan Ash		0-0	0-0	0-0	0	1	1	0	0	0	0	0	0	5
25	Barret Benson		1-1	0-0	0-0	0	3	3	4	2	0	0	3	0	14
35	Aaron Falzon		3-5	3-5	2-2	0	1	1	1	11	0	1	0	0	18
	Team					0	4	4							
	Totals		32-57	12-21	6-6	8	25	33	18	82	15	14	7	1	200

FG % 1st Half: 18-29 62.1% 2nd half: 14-28 50.0% Game: 32-57 56.1%
3FG % 1st Half: 6-10 60.0% 2nd half: 6-11 54.5% Game: 12-21 57.1%
FT % 1st Half: 4-4 100.0 2nd half: 2-2 100.0 Game: 6-6 100.0
Deadball Rebounds 0

Officials: Brian Dorsey, Rob Riley, Bobby Daw
Technical fouls: La Salle-None. Northwestern-None.
Attendance:

Score by periods	1st	2nd	Total
La Salle	24	50	**74**
Northwestern	46	36	**82**

	In Paint	Off T/O	2nd Chance	Fast Break	Bench
Points					
LAS	42	23	10	4	22
NU	30	12	10	0	13

Score tied - 2 times.
Lead changed - 0 times.

Last FG - LAS 2nd-00:07, NU 2nd-03:15.
Largest lead - LAS None, NU by 26 2nd-18:34.
LAS led for 00:00. NU led for 37:33. Game was tied for 02:27.

Game 5
Texas Tech 85, #20/20 NU 49
Nov. 19, 2017 • Uncasville, Conn.

Northwestern was unable to overcome a rough opening half as the Wildcats dropped the championship game of the Hall of Fame Tip-Off Tournament to Texas Tech, 85-49, at Mohegan Sun Arena. Scottie Lindsey led Northwestern with 20 points and was named to the all-tournament team. Turnovers were the story of the first half as miscues dug the Wildcats into an early deficit. The Red Raiders scored the first nine points of the contest before Lindsey got NU on the board with a 3-pointer. Texas Tech answered with a 14-2 run to push its advantage to 18, 23-5, just beyond the midway point of the opening stanza thanks in large part to nine turnovers by the Wildcats. The deficit was still 18 when Northwestern finally got things going offensively. Behind seven points by Aaron Falzon off the bench and five by Lindsey, Northwestern brought the crowd to life with a 12-4 surge that cut the deficit to 10, 29-19, with five minutes left in the half. Texas Tech responded with 10 straight points, however, to take its largest lead of the half. The lead was 19 following a last-second bucket by Keenan Evans, but Lindsey's heave from three-quarters court went in at the buzzer making it 41-25 at the intermission. Lindsey single-handedly kept NU in contention by scoring 17 of the team's 25 first-half points. Vic Law's 3-pointer right out of the gates to open the second half brought the Wildcats with 13 as Northwestern began to get better looks from the field. However, NU never was able to get hot from the field as it was unable to mount a serious charge to put pressure on the Red Raiders. Bryant McIntosh went 3-for-3 from the free throw line in the contest giving him 17 straight makes from the charity stripe to open the season.

Official Basketball Box Score -- Game Totals -- Final Statistics
Texas Tech vs Northwestern
11/19/17 5:30 PM at Mohegan Sun Arena

Texas Tech 85 • 4-0

##	Player		Total FG-FGA	3-Ptr FG-FGA	FT-FTA	Rebounds Off	Def	Tot	PF	TP	A	TO	Blk	Stl	Min
00	Hamilton IV, Tommy	*	3-5	1-2	3-3	2	2	4	3	10	1	0	0	1	16
05	Gray, Justin	*	1-4	0-2	2-2	1	0	1	1	4	3	1	1	1	20
10	Stevenson, Niem	*	3-5	2-4	2-3	0	3	3	2	10	3	1	0	0	22
11	Smith, Zach	*	5-5	0-0	1-1	2	2	4	3	11	2	3	1	2	23
12	Evans, Keenan	*	9-13	4-5	3-4	0	2	2	3	25	2	1	0	3	27
01	Francis, Brandone		2-3	1-1	0-0	0	5	5	3	5	0	1	0	3	18
02	Smith, Zhaire		2-3	0-0	2-2	1	3	4	0	6	0	1	0	0	19
03	Webster, Josh		0-0	0-0	0-0	0	3	3	1	0	0	0	0	0	5
21	Ondigo, Malik		0-0	0-0	0-0	0	0	0	1	0	0	0	0	0	5
23	Culver, Jarrett		1-2	1-2	0-0	0	2	2	4	3	0	2	0	1	9
25	Moretti, Davide		1-3	1-3	2-2	0	0	0	1	5	2	2	0	0	14
30	Sorrells, Andrew		0-1	0-0	0-0	0	1	1	0	0	0	0	0	0	2
32	Odiase, Norense		2-4	0-0	2-2	0	5	5	2	6	1	2	1	0	18
35	Hicks, Parker		0-0	0-0	0-2	0	0	0	0	0	0	0	0	0	2
	Team					0	1	1				1			
	Totals		29-48	10-19	17-21	6	29	35	24	85	14	16	3	11	200

FG % 1st Half: 16-31 51.6% 2nd half: 13-17 76.5% Game: 29-48 60.4%
3FG % 1st Half: 3-11 27.3% 2nd half: 7-8 87.5% Game: 10-19 52.6%
FT % 1st Half: 6-7 85.7% 2nd half: 11-14 78.6% Game: 17-21 81.0%
Deadball Rebounds 1

Northwestern 49 • 3-2

##	Player		Total FG-FGA	3-Ptr FG-FGA	FT-FTA	Rebounds Off	Def	Tot	PF	TP	A	TO	Blk	Stl	Min
04	Vic Law	*	1-6	1-3	1-2	0	4	4	4	4	0	4	0	0	31
05	Dererk Pardon	*	1-1	0-0	4-5	2	0	2	4	6	0	1	0	1	23
20	Scottie Lindsey	*	5-14	3-8	7-8	1	1	2	3	20	1	1	0	1	33
30	Bryant McIntosh	*	1-8	0-3	3-3	0	2	2	2	5	3	5	0	0	32
44	Gavin Skelly	*	0-1	0-1	0-0	0	2	2	1	0	1	0	0	2	16
11	Anthony Gaines		0-3	0-1	2-2	0	1	1	0	2	1	1	0	0	13
12	Isiah Brown		1-2	1-2	0-0	0	0	0	0	3	0	1	0	0	5
14	Rapolas Ivanauskas		0-2	0-0	0-0	0	3	3	1	0	0	0	0	0	6
23	Jordan Ash		0-1	0-1	0-0	0	0	0	0	0	0	0	0	0	8
25	Barret Benson		1-1	0-0	0-4	2	0	2	1	2	0	1	0	0	17
35	Aaron Falzon		2-6	1-4	2-3	1	0	1	2	7	0	3	0	1	16
	Team					2	3	5							
	Totals		12-45	6-23	19-27	8	16	24	18	49	6	17	0	5	200

FG % 1st Half: 7-20 35.0% 2nd half: 5-25 20.0% Game: 12-45 26.7%
3FG % 1st Half: 4-10 40.0% 2nd half: 2-13 15.4% Game: 6-23 26.1%
FT % 1st Half: 7-11 63.6% 2nd half: 12-16 75.0% Game: 19-27 70.4%
Deadball Rebounds 4

Officials: Brian Dorsey, John Floyd, Steve Honacki
Technical fouls: Texas Tech-None. Northwestern-TEAM.
Attendance:

Score by periods	1st	2nd	Total
Texas Tech	41	44	**85**
Northwestern	25	24	**49**

	In Paint	Off T/O	2nd Chance	Fast Break	Bench
Points					
TTU	24	29	9	9	25
NU	12	8	5	2	14

Score tied - 0 times.
Lead changed - 0 times.

Last FG - TTU 2nd-03:14, NU 2nd-02:46.
Largest lead - TTU by 41 2nd-03:14, NU None.
TTU led for 40:00. NU led for 00:00. Game was tied for 00:00.

Game 6
NU 81, Sacred Heart 50
Nov. 24, 2017 • Rosemont, Ill.

Scottie Lindsey scored a game-high 19 points and Northwestern put forth a dominant defensive performance in earning an 81-50 win over Sacred Heart at Allstate Arena. Vic Law (15), Dererk Pardon (11) and Gavin Skelly (10) also scored in double figures for Northwestern. The Wildcats started the game on the right foot, tallying the first eight points of the contest in surging out to an early advantage. NU forced five turnovers in just over four minutes to begin the matchup as the lead grew to 13-3, forcing the Pioneers to burn an early timeout. Sacred Heart got things going on the offensive end, trimming Northwestern's lead to four by the second media timeout before a 3-pointer made it a one-point game. The Pioneers were within two, 21-19, when the 'Cats picked it up again on the offensive end. Aaron Falzon and Skelly each hit 3-pointers as part of a 10-2 run that pushed the lead back up to 10, 31-21, with five minutes left in the half. The Wildcats would eventually take a 43-31 lead into halftime. The 'Cats started the second half similar to how they started the first as the hosts scored 16 of the first 22 points in opening up a 59-37 lead. Sacred Heart scored four straight points to make it 59-41, but NU's defense held the visitors scoreless over the next eight minutes and 17 seconds in pulling away. In fact, Northwestern allowed only 10 points over the first 16 minutes of the second stanza while not allowing a field goal for nearly 10 minutes. The Wildcats held Sacred Heart to 33.3 percent shooting in the second half (6-18). Northwestern forced 23 turnovers in the contest, their most in a game in eight seasons.

Official Basketball Box Score -- Game Totals -- Final Statistics
Sacred Heart vs Northwestern
11/24/17 7:30 p.m. at Rosemont, Ill. (Allstate Arena)

Sacred Heart 50 • 2-4

##	Player		Total FG-FGA	3-Ptr FG-FGA	FT-FTA	Rebounds Off	Def	Tot	PF	TP	A	TO	Blk	Stl	Min
21	LOPEZ, Joseph	f	5-11	1-4	2-11	3	2	5	4	13	1	2	0	2	23
31	MATASOVIC, Mario	f	4-7	1-3	4-4	0	4	4	2	13	0	3	0	1	30
10	TUCKER, Charles	g	0-0	0-0	0-0	0	0	0	2	0	1	4	0	1	19
22	HOEHN, Sean	g	2-6	1-2	3-4	0	2	2	4	8	8	3	0	0	35
30	LAROSE, Kinnon	g	0-3	0-2	0-0	0	3	3	2	0	1	2	0	0	16
02	RADZ, Zach		4-6	0-2	0-0	0	4	4	1	8	2	3	0	0	26
04	WATSON, Alex		1-2	1-1	1-2	0	4	4	1	4	3	0	0	1	24
13	LAROSE, Cavan		0-0	0-0	0-0	0	0	0	0	0	0	0	0	0	0+
24	ANOSIKE, E.J.		2-7	0-2	0-0	2	3	5	4	4	0	4	0	0	27
	Team					1	1	2				2			
	Totals		18-42	4-16	10-21	6	23	29	20	50	16	23	0	5	200

FG % 1st Half: 12-24 50.0% 2nd half: 6-18 33.3% Game: 18-42 42.9%
3FG % 1st Half: 3-9 33.3% 2nd half: 1-7 14.3% Game: 4-16 25.0%
FT % 1st Half: 4-9 44.4% 2nd half: 6-12 50.0% Game: 10-21 47.6%
Deadball Rebounds 7,2

Northwestern 81 • 4-2

##	Player		Total FG-FGA	3-Ptr FG-FGA	FT-FTA	Rebounds Off	Def	Tot	PF	TP	A	TO	Blk	Stl	Min
04	Vic Law	f	5-9	2-5	3-3	1	0	1	1	15	2	1	0	1	29
44	Gavin Skelly	f	4-6	2-3	0-1	1	4	5	2	10	1	3	1	1	23
05	Dererk Pardon	c	5-7	0-0	1-3	4	2	6	3	11	0	0	0	1	22
20	Scottie Lindsey	g	7-15	3-8	2-2	0	6	6	0	19	4	1	0	0	32
30	Bryant McIntosh	g	3-10	1-5	2-2	0	4	4	3	9	6	3	0	1	31
10	Charlie Hall		0-0	0-0	0-0	0	0	0	0	0	0	0	0	0	1
11	Anthony Gaines		1-2	0-1	4-4	1	0	1	0	6	0	0	0	1	12
12	Isiah Brown		0-1	0-1	4-4	0	0	0	0	4	1	1	0	2	7
14	Rapolas Ivanauskas		0-0	0-0	0-0	0	0	0	3	0	0	0	0	0	4
23	Jordan Ash		0-1	0-0	0-0	0	0	0	0	0	1	0	0	1	7
25	Barret Benson		0-1	0-0	2-2	0	2	2	3	2	0	1	1	0	15
33	Tino Malnati		0-0	0-0	0-0	0	0	0	0	0	0	0	0	0	1
35	Aaron Falzon		2-5	1-4	0-0	0	3	3	0	5	4	0	0	1	16
	Team					1	0	1							
	Totals		27-57	9-27	18-21	8	21	29	15	81	19	10	2	9	200

FG % 1st Half: 17-34 50.0% 2nd half: 10-23 43.5% Game: 27-57 47.4%
3FG % 1st Half: 6-15 40.0% 2nd half: 3-12 25.0% Game: 9-27 33.3%
FT % 1st Half: 3-4 75.0% 2nd half: 15-17 88.2% Game: 18-21 85.7%
Deadball Rebounds 0,1

Officials: Lewis Garrison, Edwin Young, Luke Schumer
Technical fouls: Sacred Heart-None. Northwestern-None.
Attendance: 5216

Score by periods	1st	2nd	Total
Sacred Heart	31	19	**50**
Northwestern	43	38	**81**

	In Paint	Off T/O	2nd Chance	Fast Break	Bench
Points					
SHU	24	11	6	4	16
NU	30	23	6	2	17

Score tied - 0 times.
Lead changed - 0 times.

Last FG - SHU 2nd-00:03, NU 2nd-00:31.
Largest lead - SHU None, NU by 35 2nd-02:54.
SHU led for 00:00. NU led for 39:46. Game was tied for 00:14.

Game 7
Georgia Tech 52, NU 51
Nov. 28, 2017 • Atlanta, Ga.

Despite a furious second-half comeback, Northwestern was unable to overcome a rough shooting performance as the Wildcats fell to Georgia Tech, 52-51, on a buzzer-beater at McCamish Pavilion. Bryant McIntosh turned in an impressive performance, finishing with a game-high 18 points while adding six rebounds and five assists. Dererk Pardon registered his first double-double of the season as he finished with 10 points and 12 rebounds. Both teams had trouble getting the lid off the basket early, but eight straight points by the Wildcats midway through the first half, highlighted by two field goals from McIntosh and a three-point play by Skelly, helped wipe away a seven-point deficit and give the Wildcats a 10-9 lead early. The pace began to pick up as both teams traded buckets in the last 10 minutes of the half. A floater by McIntosh knotted the score at 22 with 2:34 remaining in the half, however a pair of 3-pointers from the Yellow Jackets' Curtis Haywood II sent Georgia Tech into halftime with a 28-22 lead. Law's jumper to open the second half brought the Wildcats within four, but Georgia Tech kept its foot on the gas pedal and extended the lead to as much as 10 with just under 14 minutes to play in the game. Georgia Tech's lead was 47-37 with eight minutes remaining, but the Wildcats came roaring back, going on an 12-0 run to take the lead with 2:22 remaining in the game. A putback by Pardon gave the Wildcats a 51-50 lead with seven seconds to play, however a Tadric Jackson layup at the buzzer gave the Yellow Jackets a 52-51 victory. Northwestern forced 15 Georgia Tech turnovers, one game after forcing 23 against Sacred Heart.

Official Basketball Box Score -- Game Totals -- Final Statistics
Northwestern vs Georgia Tech
11/28/17 7 p.m. at McCamish Pavilion, Atlanta, Ga.

Northwestern 51 • 4-3

##	Player		Total FG-FGA	3-Ptr FG-FGA	FT-FTA	Rebounds Off	Def	Tot	PF	TP	A	TO	Blk	Stl	Min
04	Law,Vic	f	5-8	1-2	1-1	1	4	5	2	12	2	1	0	3	33
44	Skelly,Gavin	f	2-4	1-1	1-1	0	1	1	2	6	0	1	0	1	23
05	Pardon,Dererk	c	4-6	0-0	2-3	4	8	12	3	10	1	1	0	0	31
20	Lindsey,Scottie	g	0-8	0-5	0-0	0	0	0	3	0	1	2	1	0	23
30	McIntosh,Bryant	g	8-18	2-5	0-0	2	4	6	3	18	5	1	0	0	39
11	Gaines,Anthony		0-2	0-0	0-0	0	0	0	0	0	0	0	0	1	4
12	Brown,Isiah		0-1	0-1	0-0	0	0	0	0	0	0	0	0	0	3
23	Ash,Jordan		1-2	1-2	0-0	0	1	1	0	3	1	0	0	1	18
25	Benson,Barret		0-1	0-0	0-0	0	1	1	2	0	0	0	0	0	9
35	Falzon,Aaron		1-8	0-7	0-0	0	1	1	2	2	0	0	0	0	17
	Team					2	0	2							
	Totals		21-58	5-23	4-5	9	20	29	17	51	10	6	1	6	200

FG %	1st Half: 9-33	27.3%	2nd half: 12-25	48.0%	Game: 21-58	36.2%	Deadball Rebounds
3FG %	1st Half: 2-14	14.3%	2nd half: 3-9	33.3%	Game: 5-23	21.7%	1
FT %	1st Half: 2-2	100.0	2nd half: 2-3	66.7%	Game: 4-5	80.0%	

Georgia Tech 52 • 4-1

##	Player		Total FG-FGA	3-Ptr FG-FGA	FT-FTA	Rebounds Off	Def	Tot	PF	TP	A	TO	Blk	Stl	Min
34	Gueye, Abdoulaye	f	2-5	0-2	1-3	2	4	6	4	5	1	2	2	0	32
44	Lammers, Ben	c	3-6	0-0	7-7	1	5	6	2	13	1	4	1	1	31
04	Alston, Brandon	g	0-3	0-0	1-2	1	0	1	0	1	1	0	0	0	14
10	Alvarado, Jose	g	3-10	1-5	2-3	0	3	3	1	9	4	2	0	1	35
13	Haywood, Curtis	g	3-3	2-2	3-3	0	6	6	1	11	2	1	1	0	32
00	Moore, Justin		0-0	0-0	0-0	0	0	0	0	0	0	2	0	0	9
01	Jackson, Tadric		4-13	1-4	1-1	2	5	7	1	10	4	3	0	2	30
12	Wright, Moses		1-3	0-1	1-1	1	4	5	1	3	1	0	0	0	17
	Team					0	1	1				1			
	Totals		16-43	4-14	16-20	7	28	35	10	52	14	15	4	4	200

FG %	1st Half: 9-25	36.0%	2nd half: 7-18	38.9%	Game: 16-43	37.2%	Deadball Rebounds
3FG %	1st Half: 3-8	37.5%	2nd half: 1-6	16.7%	Game: 4-14	28.6%	4
FT %	1st Half: 7-8	87.5%	2nd half: 9-12	75.0%	Game: 16-20	80.0%	

Officials: Mike Eades, Les Jones, Bill Covington Jr.
Technical fouls: Northwestern-None. Georgia Tech-None.
Attendance: 5562

Score by periods	1st	2nd	Total
Northwestern	22	29	**51**
Georgia Tech	28	24	**52**

	In Paint	Off T/O	2nd Chance	Fast Break	Bench
Points					
NU	24	15	8	2	5
GT	22	6	5	2	13

Last FG - NU 2nd-00:07, GT 2nd-00:01.
Largest lead - NU by 2 2nd-02:21, GT by 10 2nd-13:49.
NU led for 02:26. GT led for 32:46. Game was tied for 04:26.

Score tied - 4 times.
Lead changed - 6 times.

Game 8
NU 72, Illinois 68 (OT)
Dec. 1, 2017 • Rosemont, Ill.

Northwestern came up with a thrilling, 72-68, overtime victory over in-state rival Illinois in the Big Ten opener for both teams at Allstate Arena. Scottie Lindsey led the scoring efforts for the Wildcats, finishing with a game-high 22 points, while Vic Law chipped in 16 points and seven rebounds. NU trailed, 26-18, with 6:12 remaining in the first half but promptly cut the Illini lead to just one thanks to a 9-2 run. Moments later, after a pair of Illinois free throws, a triple by McIntosh tied the score at 30. However, Illinois entered halftime with a 36-32 lead. The #B1GCats came out blazing hot to start the second half with a 7-0 run to give them a three-point lead, their first lead in over 15 minutes of action. Pardon jumpstarted the run with a layup on the first possession of the half, then moments later Lindsey converted on his first three of the night to give Northwestern a 37-36 lead. Northwestern regained the lead with 3:34 remaining in the game when Lindsey skied over an Illinois defender for a two-handed slam to put the Wildcats on top, 60-59. After Illinois converted on a pair of free throws, Law drained a three on the ensuing possession to give NU a two-point lead. Tied 63-63 in the final minutes, both defenses ramped up their efforts, with no team scoring in the final 2:49 of regulation to send the game into overtime. With the score tied at 68 and just under a minute remaining in overtime, Lindsey converted on a pair of free throws to put the Wildcats on top. Holding a two-point lead, the #B1GCats came up with two defensive stops, highlighted by a block by Pardon with three seconds remaining before Isiah Brown hit two free throws, to seal the game.

Official Basketball Box Score -- Game Totals -- Final Statistics
Illinois vs Northwestern
12/01/17 8:00 p.m. at Rosemont, Ill. (Allstate Arena)

Illinois 68 • 6-2, 0-1 B1G

##	Player		Total FG-FGA	3-Ptr FG-FGA	FT-FTA	Rebounds Off	Def	Tot	PF	TP	A	TO	Blk	Stl	Min
12	Black, Leron	f	5-11	1-3	4-4	3	4	7	4	15	0	5	0	0	36
43	Finke, Michael	f	0-3	0-2	2-4	1	3	4	3	2	0	0	0	0	32
03	Lucas, Te'Jon	g	6-12	0-1	2-4	0	5	5	2	14	2	2	0	1	35
13	Smith, Mark	g	2-4	1-3	0-0	0	1	1	2	5	0	1	0	0	8
24	Alstork, Mark	g	4-8	0-3	6-6	1	5	6	4	14	3	3	0	2	40-
01	Frazier, Trent		0-2	0-2	0-1	0	1	1	1	0	2	1	0	0	10
02	Nichols, Kipper		2-7	0-1	0-0	1	6	7	1	4	0	3	0	1	21
20	Williams, Da'Monte		1-3	0-2	2-2	0	4	4	2	4	1	2	0	3	20
23	Jordan, Aaron		2-3	1-1	5-5	0	1	1	4	10	0	1	0	1	23
	Team					0	0	0				1			
	Totals		22-53	3-18	21-26	6	30	36	23	68	8	19	0	8	225

FG %	1st Half: 11-24	45.8%	2nd half: 9-23	39.1%	OT: 2-6	33.3%	Game: 22-53 41.5%
3FG %	1st Half: 2-8	25.0%	2nd half: 1-8	12.5%	OT: 0-2	0.0%	Game: 3-18 16.7%
FT %	1st Half: 12-14	85.7%	2nd half: 8-8	100.0	OT: 1-4	25.0%	Game: 21-26 80.8%

Deadball Rebounds 2,1

Northwestern 72 • 5-3, 1-0 B1G

##	Player		Total FG-FGA	3-Ptr FG-FGA	FT-FTA	Rebounds Off	Def	Tot	PF	TP	A	TO	Blk	Stl	Min
04	Vic Law	f	6-11	2-7	2-2	1	6	7	5	16	1	1	0	1	35
05	Dererk Pardon	c	3-6	0-0	0-0	2	2	4	3	6	2	0	4	2	43
23	Jordan Ash	g	0-1	0-1	0-0	0	3	3	1	0	0	1	0	0	14
30	Bryant McIntosh	g	5-14	2-4	2-3	0	3	3	2	14	6	6	0	1	42
35	Aaron Falzon	g	1-6	1-4	4-4	0	1	1	5	7	2	5	0	0	22
11	Anthony Gaines		0-0	0-0	0-0	1	1	2	2	0	0	0	0	0	6
12	Isiah Brown		1-3	0-0	3-4	0	2	2	1	5	0	0	0	1	7
20	Scottie Lindsey		6-17	3-7	7-8	1	2	3	3	22	1	3	0	2	39
25	Barret Benson		0-0	0-0	0-0	0	0	0	1	0	0	0	0	0	2
44	Gavin Skelly		1-2	0-0	0-0	1	2	3	5	2	1	1	0	1	15
	Team					1	3	4							
	Totals		23-59	8-23	18-21	7	25	32	28	72	13	17	4	8	225

FG %	1st Half: 9-27	33.3%	2nd half: 12-26	46.2%	OT: 2-6	33.3%	Game: 23-59 39.0%
3FG %	1st Half: 3-10	30.0%	2nd half: 4-12	33.3%	OT: 1-1	100.0	Game: 8-23 34.8%
FT %	1st Half: 11-14	78.6%	2nd half: 3-3	100.0	OT: 4-4	100.0	Game: 18-21 85.7%

Deadball Rebounds 1,3

Officials: Terry Wymer, D.J. Carstensen, Paul Szelc
Technical fouls: Illinois-Black, Leron. Northwestern-Vic Law.
Attendance: 10017

Score by periods	1st	2nd	OT	Total
Illinois	36	27	5	**68**
Northwestern	32	31	9	**72**

	In Paint	Off T/O	2nd Chance	Fast Break	Bench
Points					
ILL	36	14	4	8	18
NU	24	14	6	2	29

Last FG - ILL OT-01:18, NU OT-01:30.
Largest lead - ILL by 8 1st-09:31, NU by 4 1st-17:43.
ILL led for 26:48. NU led for 09:13. Game was tied for 08:59.

Score tied - 11 times.
Lead changed - 8 times.

Game 9
Purdue 74, NU 69
Dec. 3, 2017 • West Lafayette, Ind.

A strong second-half effort from Dererk Pardon nearly gave Northwestern a win in its first Big Ten road trip of the season, but the Wildcats fell to Purdue, 74-69, at Mackey Arena in a back-and-forth game that featured 13 lead changes. Pardon led Northwestern with a team-high 20 points, 14 of which came in the second half, along with eight rebounds and four assists. Vic Law added 12 points and 10 rebounds to give him his first double-double this season. Northwestern got off to a quick start offensively, converting on three of its first five shots of the game to jump out to a 6-2 lead. Hot shooting by Purdue gave the Boilermakers a double-digit lead midway through the first half. However, the Wildcats clawed their way back into the game as they went on a 14-1 run to take a 27-25 lead. Following the run, Purdue responded with a triple and a pair of free throws to take back the lead, but back-to-back baskets by Gavin Skelly helped tie the score, 33-33, heading into halftime. Purdue got off to a hot start to open the second half, but Northwestern was able to keep the lead close thanks to some stellar play from Pardon, who scored the first eight points of the half for the Wildcats. Pardon continued his second-half takeover as he scored six consecutive points to bring his total to 20 on the night and give the Wildcats a 62-61 lead with 3:32 remaining. Law converted on his third triple of the half and Lindsey hit back-to-back jumpers in the final minutes with the second giving NU a 69-67 advantage with 1:34 remaining. However, despite getting some good looks on the final two possessions of the game, Northwestern could not keep up with Purdue down the stretch as the Boilermakers scored the final seven points of the contest.

Official Basketball Box Score -- Game Totals -- Final Statistics
Northwestern vs Purdue
12/03/17 4:00 PM ET at West Lafayette, Ind. / Mackey Arena

Northwestern 69 • 5-4, 1-1 B1G

##	Player		Total FG-FGA	3-Ptr FG-FGA	FT-FTA	Rebounds Off	Def	Tot	PF	TP	A	TO	Blk	Stl	Min
04	Vic Law	f	4-9	3-4	1-2	3	7	10	3	12	4	1	0	1	33
35	Aaron Falzon	f	0-1	0-1	0-0	0	1	1	0	0	0	0	0	0	12
05	Dererk Pardon	c	9-12	0-0	2-3	1	7	8	5	20	4	0	1	1	30
20	Scottie Lindsey	g	8-17	1-6	0-0	2	2	4	3	17	0	2	2	0	29
30	Bryant McIntosh	g	2-8	1-5	0-0	1	2	3	1	5	5	2	0	0	36
11	Anthony Gaines		0-0	0-0	0-0	0	1	1	0	0	0	0	0	0	4
12	Isiah Brown		4-8	1-2	0-0	0	1	1	3	9	2	0	0	0	17
23	Jordan Ash		0-0	0-0	0-0	0	0	0	0	0	0	0	0	1	3
25	Barret Benson		1-1	0-0	0-0	0	0	0	3	2	2	1	0	0	10
44	Gavin Skelly		2-7	0-2	0-0	1	1	2	0	4	0	1	1	2	26
	Team					2	1	3							
	Totals		30-63	6-20	3-5	10	23	33	18	69	17	7	4	5	200

FG %	1st Half: 15-36	41.7%	2nd half: 15-27	55.6%	Game: 30-63	47.6%	Deadball Rebounds
3FG %	1st Half: 3-12	25.0%	2nd half: 3-8	37.5%	Game: 6-20	30.0%	1
FT %	1st Half: 0-0	0.0%	2nd half: 3-5	60.0%	Game: 3-5	60.0%	

Purdue 74 • 8-2, 2-0 B1G

##	Player		Total FG-FGA	3-Ptr FG-FGA	FT-FTA	Rebounds Off	Def	Tot	PF	TP	A	TO	Blk	Stl	Min
12	Edwards, Vincent	f	4-12	0-3	4-6	3	5	8	1	12	1	2	0	1	37
44	Haas, Isaac	c	8-13	0-0	10-14	4	5	9	3	26	0	1	0	0	28
03	Edwards, Carsen	g	3-7	0-3	0-0	0	0	0	2	6	4	0	1	0	22
11	Thompson, P.J.	g	1-2	1-2	0-0	1	2	3	0	3	2	1	0	1	34
31	Mathias, Dakota	g	3-8	2-5	1-2	0	5	5	2	9	5	2	0	0	34
14	Cline, Ryan		5-7	3-4	0-0	0	1	1	1	13	2	0	0	0	25
20	Eastern, Nojel		0-0	0-0	1-2	0	1	1	0	1	1	0	0	0	6
24	Eifert, Grady		0-2	0-1	0-0	0	0	0	0	0	0	0	0	0	3
32	Haarms, Matt		2-2	0-0	0-0	1	3	4	0	4	0	1	4	0	12
	Team					1	1	2							
	Totals		26-53	6-18	16-24	10	23	33	9	74	15	7	5	2	201

FG %	1st Half: 11-29	37.9%	2nd half: 15-24	62.5%	Game: 26-53	49.1%	Deadball Rebounds
3FG %	1st Half: 4-12	33.3%	2nd half: 2-6	33.3%	Game: 6-18	33.3%	2,1
FT %	1st Half: 7-12	58.3%	2nd half: 9-12	75.0%	Game: 16-24	66.7%	

Officials: Larry Scirotto, Bill Ek, Keith Kimble
Technical fouls: Northwestern-None. Purdue-None.
Attendance: 14360

Score by periods	1st	2nd	Total
Northwestern	33	36	**69**
Purdue	33	41	**74**

	In Paint	Off T/O	2nd Chance	Fast Break	Bench
Points					
NU	30	7	12	2	15
PURDUE	28	6	9	0	18

Last FG - NU 2nd-01:34, PURDUE 2nd-00:43.
Largest lead - NU by 4 1st-19:01, PURDUE by 12 1st-09:26.
NU led for 08:21. PURDUE led for 24:26. Game was tied for 07:13.

Score tied - 12 times.
Lead changed - 13 times.

Game 10
NU 96, Chicago State 31
Dec. 11, 2017 • Rosemont, Ill.

Northwestern cruised to its largest margin of victory in program history with a 96-31 win over Chicago State at Allstate Arena. The Wildcats were firing on all cylinders both offensively and defensively as they finished with a team-high in points on the season, while holding the Cougars the fewest points scored in a game by an NU opponent since Nov. 22, 2012 (TCU, 31). The 65-point winning margin for the #B1GCats broke a 73-year record. Five Wildcats finished the game scoring in double figures, led by 18 points from Vic Law. The Wildcats jumped out to an early start, scoring the first 15 points of the game, holding Chicago State scoreless for the first 4:40 of the contest. Later on in the half, they held the Cougars scoreless for 6:40 as the 'Cats mounted a 22-0 run to extend their lead to 44-5. Northwestern held Chicago State without a field goal for the final 12:08 of the half and went into the locker room with 55-8 lead. All-in-all, the Wildcats' first half was one of the best performances turned in by any team in the country this season. The eight points scored by Chicago State is tied for fewest points scored by any Division I team in a half this season and is a low by a Northwestern foe in the shot clock era. The 55 points scored by NU marked the most points the Wildcats have scored in a half since they scored the same amount against Sacred Heart in 2015. Northwestern shot a blistering 55.2 percent (16-29) from the field in the first half while holding Chicago State to 10.5 percent shooting (2-19) in the opening half. The Wildcats held the Cougars without a 3-pointer in the half, while converting on 9-of-16 of their own looks from behind the arc. Northwestern did not let up as it outscored the Cougars, 41-23, in the second half. NU forced 25 turnovers, the most by an NU opponent in a game in 10 years.

Official Basketball Box Score -- Game Totals -- Final Statistics
Chicago State vs Northwestern
12/11/17 6:00 p.m. at Rosemont, Ill. (Allstate Arena)

Chicago State 31 • 2-11

##	Player		Total FG-FGA	3-Ptr FG-FGA	FT-FTA	Rebounds Off	Def	Tot	PF	TP	A	TO	Blk	Stl	Min
05	Dubovitskiy, Alex	f	0-0	0-0	2-2	0	1	1	5	2	0	2	0	1	14
23	Szpir, Patrick	c	0-3	0-0	1-2	2	2	4	2	1	0	4	0	0	17
00	Burns, Glen	g	1-3	1-1	0-0	0	4	4	4	3	1	5	0	0	23
14	Sims, Jr., Fred	g	0-9	0-2	0-0	0	2	2	2	0	1	1	0	0	24
32	Byrd, Montana	g	1-2	0-1	0-0	0	0	0	5	2	1	4	0	0	16
02	Pruitt, Jelani		1-7	0-0	5-8	1	5	6	1	7	0	1	0	0	16
03	Simmons, Deionte		1-2	0-0	1-2	1	4	5	2	3	0	1	0	0	23
11	Townsen, Jr., Nathan		0-1	0-0	2-2	0	1	1	1	2	1	3	0	0	14
15	Henton, Simeon		1-5	0-1	0-0	0	0	0	4	2	1	0	0	0	16
21	Bowles, Cameron		3-7	0-1	2-2	1	1	2	2	8	0	2	0	2	28
35	Shaw, Rob		0-1	0-0	1-2	0	1	1	1	1	0	1	0	0	9
	Team					1	2	3				1			
	Totals		8-40	1-6	14-20	6	23	29	29	31	5	25	0	3	200

FG % 1st Half: 2-19 10.5% 2nd half: 6-21 28.6% Game: 8-40 20.0%
3FG % 1st Half: 0-4 0.0% 2nd half: 1-2 50.0% Game: 1-6 16.7%
FT % 1st Half: 4-6 66.7% 2nd half: 10-14 71.4% Game: 14-20 70.0%
Deadball Rebounds 3

Northwestern 96 • 6-4

##	Player		Total FG-FGA	3-Ptr FG-FGA	FT-FTA	Rebounds Off	Def	Tot	PF	TP	A	TO	Blk	Stl	Min
04	Vic Law	f	4-6	3-4	7-7	0	3	3	3	18	0	0	0	1	17
05	Dererk Pardon	c	4-5	0-0	5-8	4	4	8	2	13	0	0	1	2	18
20	Scottie Lindsey	g	4-8	3-7	1-2	2	1	3	1	12	3	0	2	0	23
30	Bryant McIntosh	g	2-6	1-4	4-4	0	0	0	0	9	7	0	0	1	20
35	Aaron Falzon	g	5-9	4-8	1-1	0	1	1	1	15	1	1	0	0	19
10	Charlie Hall		0-1	0-1	0-0	0	0	0	0	0	0	0	1	0	3
11	Anthony Gaines		4-5	0-0	3-5	1	4	5	1	11	0	0	0	2	25
12	Isiah Brown		1-4	0-1	5-6	0	1	1	5	7	3	2	0	0	17
23	Jordan Ash		1-3	0-2	0-0	0	0	0	0	2	4	0	0	3	22
25	Barret Benson		1-2	0-0	2-2	0	3	3	3	4	0	2	1	1	16
33	Tino Malnati		0-1	0-0	0-0	0	0	0	0	0	1	0	0	0	3
44	Gavin Skelly		1-5	1-3	2-2	0	7	7	4	5	1	4	0	0	17
	Team					1	5	6				1			
	Totals		27-55	12-30	30-37	8	29	37	20	96	20	10	5	10	200

FG % 1st Half: 16-29 55.2% 2nd half: 11-26 42.3% Game: 27-55 49.1%
3FG % 1st Half: 9-16 56.3% 2nd half: 3-14 21.4% Game: 12-30 40.0%
FT % 1st Half: 14-17 82.4% 2nd half: 16-20 80.0% Game: 30-37 81.1%
Deadball Rebounds 4

Officials: Larry Scirotto, Lewis Garrison, Andy O'Brien
Technical fouls: Chicago State-Burns, Glen; Bowles, Cameron. Northwestern-None.
Attendance: 5007

Score by periods	1st	2nd	Total
Chicago State	8	23	**31**
Northwestern	55	41	**96**

Points	In Paint	Off T/O	2nd Chance	Fast Break	Bench
CSUM	12	6	9	0	23
NU	24	37	15	11	29

Last FG - CSUM 2nd-04:39, NU 2nd-02:10.
Largest lead - CSUM None, NU by 65 2nd-02:35.
CSUM led for 00:00. NU led for 39:44. Game was tied for 00:12.

Score tied - 0 times.
Lead changed - 0 times.

Game 11
NU 84, Valparaiso 50
Dec. 14, 2017 • Rosemont, Ill.

Vic Law posted 18 points with five 3-pointers as a big first-half run propelled Northwestern to a convincing 84-50 win over Valparaiso at Allstate Arena. Gavin Skelly posted the second double-double of his career as he finished with 12 points along with a game-high 10 rebounds. Coming off a dominant offensive performance earlier in the week, Northwestern carried over that strong play as the team shot a scorching 54.5-percent from three point territory on 12-of-22 shooting. On the defensive end, the Wildcats stifled the Valparaiso all night as the Crusaders turned the ball over 21 times and shot just 38.5-percent (15-of-39) from the field. The Wildcats hit their first six 3-pointers of the game and Law hit his first four threes while scoring 15 of the Wildcats' first 24 points to help the 'Cats jump out to an early lead. Law's four-point play came in the middle of a 14-0 scoring run that Northwestern mounted midway through the first half. The run helped the 'Cats extend their lead to 27-10, during which Northwestern's defense held the Crusaders scoreless for over four minutes and without a field goal for over eight minutes during the stretch. NU eventually took a 43-26 lead to the break. The Wildcats opened up their lead even further to start the second half. The #B1GCats' defense continued to lock down the Crusaders, holding them without a field goal for the first 6:53 of the half. An 11-0 run by the Wildcats during that stretch gave NU a 34-point lead with just over 13 minutes to play. Northwestern did not let up as it outscored the Crusaders, 41-24, in the second half. Lindsey led the Wildcats with eight points in the second half, while first-year Anthony Gaines added six points. NU finished the contest with a 30-4 advantage in points off turnovers.

Official Basketball Box Score -- Game Totals -- Final Statistics
Valparaiso vs Northwestern
12/14/17 7:00 p.m. at Rosemont, Ill. (Allstate Arena)

Valparaiso 50 • 8-3

##	Player		Total FG-FGA	3-Ptr FG-FGA	FT-FTA	Rebounds Off	Def	Tot	PF	TP	A	TO	Blk	Stl	Min
05	Golder, Markus	f	3-6	2-2	2-2	1	5	6	5	10	1	3	0	1	27
10	Burton, Joe	f	3-6	3-5	7-10	0	1	1	2	16	2	2	1	0	30
14	Sorolla, Jaume	c	2-4	0-0	0-0	1	1	2	2	4	0	3	1	0	18
04	Evelyn, Bakari	g	1-5	0-2	0-0	0	1	1	2	2	2	4	0	1	26
33	Kiser, John	g	1-2	0-1	0-0	1	5	6	3	2	0	0	0	0	24
00	Hazen, Parker		0-1	0-0	0-0	0	0	0	0	0	0	1	0	0	4
01	Bradford, Micah		3-6	2-4	1-5	0	4	4	0	9	3	0	0	1	26
03	Joseph, Max		0-2	0-1	2-2	0	2	2	0	2	0	0	0	0	16
12	Linssen, Marten		0-2	0-0	0-2	1	4	5	4	0	0	1	1	1	11
21	Smits, Derrik		1-2	0-0	1-2	1	1	2	2	3	0	3	1	0	10
23	McMillan, Mileek		1-3	0-2	0-0	0	0	0	3	2	0	4	0	0	8
	Team					0	0	0							
	Totals		15-39	7-17	13-23	5	24	29	23	50	8	21	4	4	200

FG % 1st Half: 9-21 42.9% 2nd half: 6-18 33.3% Game: 15-39 38.5%
3FG % 1st Half: 4-10 40.0% 2nd half: 3-7 42.9% Game: 7-17 41.2%
FT % 1st Half: 4-6 66.7% 2nd half: 9-17 52.9% Game: 13-23 56.5%
Deadball Rebounds 4

Northwestern 84 • 7-4

##	Player		Total FG-FGA	3-Ptr FG-FGA	FT-FTA	Rebounds Off	Def	Tot	PF	TP	A	TO	Blk	Stl	Min
04	Vic Law	f	5-9	5-7	3-3	0	4	4	3	18	3	0	0	1	25
05	Dererk Pardon	c	2-7	0-0	5-6	2	4	6	3	9	3	1	0	0	20
20	Scottie Lindsey	g	5-10	2-5	1-2	0	1	1	0	13	3	0	0	1	29
30	Bryant McIntosh	g	4-7	0-2	0-0	0	2	2	1	8	5	1	0	2	25
35	Aaron Falzon	g	2-4	2-2	0-0	0	1	1	0	6	2	0	2	0	15
10	Charlie Hall		0-0	0-0	0-0	0	0	0	0	0	0	0	1	0	4
11	Anthony Gaines		2-4	0-0	2-2	0	2	2	2	6	2	1	1	2	22
12	Isiah Brown		1-1	0-0	2-2	0	0	0	2	4	0	0	0	0	11
23	Jordan Ash		2-5	1-2	0-0	1	0	1	1	5	0	0	0	0	11
25	Barret Benson		1-3	0-0	1-2	1	1	2	5	3	0	1	0	1	11
33	Tino Malnati		0-0	0-0	0-0	0	2	2	0	0	1	1	0	0	3
44	Gavin Skelly		4-11	2-4	2-4	5	5	10	0	12	1	2	1	2	24
	Team					1	2	3							
	Totals		28-61	12-22	16-21	10	24	34	17	84	19	7	5	9	200

FG % 1st Half: 16-35 45.7% 2nd half: 12-26 46.2% Game: 28-61 45.9%
3FG % 1st Half: 7-14 50.0% 2nd half: 5-8 62.5% Game: 12-22 54.5%
FT % 1st Half: 4-5 80.0% 2nd half: 12-16 75.0% Game: 16-21 76.2%
Deadball Rebounds 4,1

Officials: Gene Steratore, D.J. Carstensen, Rob Riley
Technical fouls: Valparaiso-None. Northwestern-None.
Attendance: 5299

Score by periods	1st	2nd	Total
Valparaiso	26	24	**50**
Northwestern	43	41	**84**

Points	In Paint	Off T/O	2nd Chance	Fast Break	Bench
VALPO	10	4	1	5	16
NU	28	30	17	15	30

Last FG - VALPO 2nd-03:15, NU 2nd-01:30.
Largest lead - VALPO by 4 1st-18:27, NU by 39 2nd-06:41.
VALPO led for 01:33. NU led for 37:34. Game was tied for 00:53.

Score tied - 1 time.
Lead changed - 2 times.

Game 12
NU 62, DePaul 60
Dec. 16, 2017 • Chicago, Ill.

Scottie Lindsey connected on a career-high seven three pointers and scored a team-high 25 points to lead Northwestern to a 62-60 victory over DePaul at Wintrust Arena. Both teams got off to quick starts offensively, with each side knocking down five of its first eight shots from the field. Lindsey paced the Northwestern offense early on, scoring eight of the first 16 points for the 'Cats. An 8-0 run by DePaul helped the Blue Demons pull ahead, opening their lead up to as many as nine points midway through the first half. However, despite some hot shooting by DePaul, the Wildcats battled back to cut into the lead late in the half. Back-to-back triples from Law narrowed the NU deficit to just three, but DePaul entered halftime with a 33-28 lead. DePaul took a 43-37 lead with 14 minutes remaining in the game, but the #B1GCats battled back with an 8-0 run to regain the lead. Jordan Ash hit a triple to start the run, and Isiah Brown converted on a three in transition to put the Wildcats on top, 44-43. Northwestern also ramped up its defensive efforts as points came at a premium for DePaul midway through the half. The Wildcats held the Blue Demons scoreless for 5:40, which allowed NU to take a 51-47 lead with 7:41 remaining. DePaul cut back into Northwestern's lead, cutting the game to one possession on multiple occasions. However, Lindsey shut the door with two clutch baskets in the game's final minutes, including a deep three pointer--his seventh of the game--to give the Wildcats a 62-57 lead with 55 seconds remaining. Holding a 62-60 lead with five seconds left in the game, the #B1GCats' defense came up with a stop to seal the game and hold on for the win.

Official Box Score -- Game Totals -- Final Statistics
Northwestern vs. DePaul
12/16/2017 1:01 p.m. at Chicago, Ill.

Northwestern 62 (8-4)

##	Player		Total FG-FGA	3-Ptr FG-FGA	FT-FTA	Rebounds Off	Def	Tot	PF	TP	A	TO	Blk	Stl	Min
04	Vic Law	F	3-5	2-2	1-2	1	1	2	3	9	1	4	0	0	13
35	Aaron Falzon	F	0-3	0-3	0-0	1	1	2	0	0	0	0	0	0	12
05	Dererk Pardon	C	4-6	0-0	0-0	3	3	6	2	8	0	4	2	0	37
20	Scottie Lindsey	G	9-19	7-13	0-0	1	7	8	4	25	1	1	1	1	31
30	Bryant McIntosh	G	2-17	0-6	0-0	1	0	1	3	4	7	0	0	0	38
11	Anthony Gaines		0-2	0-1	2-2	1	6	7	5	2	0	2	0	0	24
12	Isiah Brown		3-4	1-1	0-0	1	1	2	0	7	1	0	0	0	11
23	Jordan Ash		2-3	1-2	0-0	1	3	4	2	5	1	1	0	1	16
25	Barret Benson		0-0	0-0	0-0	0	0	0	1	0	0	0	0	0	3
44	Gavin Skelly		1-1	0-0	0-1	0	2	2	5	2	2	4	1	3	15
	TEAM					3	4	7				2			
	Totals		24-60	11-28	3-5	13	28	41	25	62	13	18	4	5	200

FG % 1st Half: 11-30 36.7% 2nd Half: 13-30 43.3% Game: 24-60 40.0%
3FG % 1st Half: 5-14 35.7% 2nd Half: 6-14 42.9% Game: 11-28 39.3%
FT % 1st Half: 1-2 50.0% 2nd Half: 2-3 66.7% Game: 3-5 60.0%
Deadball Rebounds 0,1

DePaul 60 (6-5)

##	Player		Total FG-FGA	3-Ptr FG-FGA	FT-FTA	Rebounds Off	Def	Tot	PF	TP	A	TO	Blk	Stl	Min
02	Jaylen Butz	F	2-2	0-0	1-3	1	4	5	3	5	0	2	0	2	21
10	Tre'Darius McCallum	F	2-7	0-2	2-6	0	11	11	2	6	1	1	0	1	35
04	Brandon Cyrus	G	3-10	1-4	0-0	3	3	6	3	7	5	0	0	1	36
11	Eli Cain	G	1-10	0-1	0-0	1	1	2	4	2	2	5	0	0	25
31	Max Strus	G	11-19	6-12	5-8	1	2	3	1	33	1	4	0	2	38
00	Justin Roberts		1-2	0-0	0-3	1	1	2	0	2	1	2	0	0	14
01	Austin Grandstaff		0-1	0-1	0-2	1	0	1	0	0	1	1	0	0	11
15	Paul Reed		0-0	0-0	0-0	0	0	0	0	0	0	0	0	0	1
30	Peter Ryckbosch		2-2	0-0	1-2	2	1	3	2	5	0	0	1	0	19
	TEAM					2	2	4				1			
	Totals		22-53	7-20	9-24	12	25	37	15	60	11	15	2	6	200

FG % 1st Half: 13-26 50.0% 2nd Half: 9-27 33.3% Game: 22-53 41.5%
3FG % 1st Half: 4-10 40.0% 2nd Half: 3-10 30.0% Game: 7-20 35.0%
FT % 1st Half: 3-10 30.0% 2nd Half: 6-14 42.9% Game: 9-24 37.5%
Deadball Rebounds 5

Officials: Tim Clougherty, Evon Burroughs, Nathan Farrell
Technical Fouls: Northwestern-None. DePaul-None.
Wintrust Arena, Chicago, Ill. Attendance: 7001

Score by Period	1st	2nd	Total
Northwestern	28	34	**62**
DePaul	33	27	**60**

Points	In Paint	Off T/O	2nd Chance	Fast Break	Bench
NU	16	12	9	7	16
DPU	24	13	14	4	7

Last FG - NU 2nd-00:55,DPU 2nd-01:57.
Largest lead - NU by 5 2nd-00:55, DPU by 9 1st-04:51

NU led for 13:57. DPU led for 23:57. Game was tied for 02:06.

Score Tied - 4 times
Lead Changed - 10 times

Game 13
NU 85, Lewis 48
Dec. 19, 2017 • Rosemont, Ill.

Bryant McIntosh finished with a career-high six 3-pointers in scoring 24 points to go with a game-high seven assists as Northwestern cruised to an 85-48 win over Lewis at Allstate Arena. Gavin Skelly contributed 15 points while shooting a perfect five-of-five from the field. On defense, the Wildcats stifled the Flyers all night as they held Lewis to 31.3 percent shooting (15-of-48). After a slow start in the game's opening minutes, the Wildcats mounted a 9-0 run to take the lead—which they did not relinquish for the rest of the game. Northwestern continued to ramp up its defensive efforts as it held the Flyers without a field goal for over six minutes late in the first half as it continued to build upon its lead. With 1:13 remaining, McIntosh knocked down a triple, his fourth of the half, to put the Wildcats up by 32, their largest lead of the first 20 minutes. The Wildcats eventually took a 49-22 lead into halftime. McIntosh led all players with 16 points and five assists. Scottie Lindsey chipped in with nine points and three rebounds, while Dererk Pardon and Skelly each added eight points. The 'Cats also forced 11 turnovers in the first half and made the most out of those opportunities as they finished the half with 26 points off turnovers. On the other end, the Wildcats moved the ball around as they assisted on 12 of their 16 field goals in the half. Northwestern kept its foot on the gas pedal as it outscored Lewis, 36-26, in the second half. McIntosh finished with eight points in the half, while Skelly chipped in with seven of his own. The Wildcats came into the game forcing an average of 17.9 turnovers per game over the previous seven contests and forced 17 by Lewis. NU finished the game with a 34-5 advantage in points off turnovers. Northwestern assisted on 21 of its 27 field goals with Isiah Brown dishing out a career-high six helpers to go along with the seven by McIntosh.

Official Basketball Box Score -- Game Totals -- Final Statistics
Lewis vs Northwestern
12/19/17 7:00 p.m. at Rosemont, Ill. (Allstate Arena)

Lewis 48 • 4-8

##	Player		Total FG-FGA	3-Ptr FG-FGA	FT-FTA	Rebounds Off	Def	Tot	PF	TP	A	TO	Blk	Stl	Min
10	Wilson, Cristen	f	5-10	0-0	2-5	1	5	6	3	12	0	1	0	0	26
14	Norton, Nick	f	3-6	0-2	3-4	0	4	4	3	9	2	3	0	0	27
20	Blaylock, Delaney	f	2-6	0-1	2-2	0	2	2	1	6	1	2	2	1	27
12	Pischke, Adam	g	1-4	1-1	2-2	0	0	0	5	5	3	2	0	0	16
31	Niego, Josh	g	0-3	0-2	0-0	0	1	1	2	0	1	1	0	0	18
21	McCombs, Brandon		0-1	0-0	3-4	0	2	2	5	3	0	2	0	0	14
22	Bell, Dre		0-1	0-1	2-2	0	2	2	0	2	1	0	0	0	10
32	Oliver, Donovan		0-1	0-0	0-0	3	1	4	0	0	0	0	0	0	8
33	D'Avanzo, Anthony		1-2	0-0	0-0	0	0	0	0	2	0	0	0	0	3
35	Basala, Bailey		2-6	2-4	0-0	0	2	2	1	6	1	1	0	0	15
4	Reinhart, Jake		1-5	0-3	1-2	1	1	2	3	3	0	2	1	0	13
40	Windt, Justin		0-0	0-0	0-0	0	0	0	1	0	0	0	0	0	2
5	Pettinato, Marco		0-3	0-3	0-0	0	1	1	2	0	2	3	0	0	21
	Team					1	2	3							
	Totals		15-48	3-17	15-21	6	23	29	26	48	11	17	3	1	200

FG % 1st Half: 7-19 36.8% 2nd half: 8-29 27.6% Game: 15-48 31.3%
3FG % 1st Half: 1-5 20.0% 2nd half: 2-12 16.7% Game: 3-17 17.6%
FT % 1st Half: 7-10 70.0% 2nd half: 8-11 72.7% Game: 15-21 71.4%
Deadball Rebounds 5,1

Northwestern 85 • 9-4

##	Player		Total FG-FGA	3-Ptr FG-FGA	FT-FTA	Rebounds Off	Def	Tot	PF	TP	A	TO	Blk	Stl	Min
35	Aaron Falzon	f	2-6	2-4	0-0	0	3	3	1	6	1	1	0	1	18
5	Dererk Pardon	c	5-7	0-0	2-3	0	3	3	2	12	0	1	2	1	21
20	Scottie Lindsey	g	3-7	1-4	2-2	1	2	3	3	9	1	1	0	1	19
23	Jordan Ash	g	0-3	0-3	0-0	0	4	4	2	0	3	1	0	0	24
30	Bryant McIntosh	g	8-14	6-11	2-2	0	1	1	1	24	7	1	0	0	26
10	Charlie Hall		0-1	0-1	1-3	0	1	1	0	1	0	0	0	0	4
11	Anthony Gaines		2-7	0-3	4-6	4	2	6	1	8	2	1	0	0	24
12	Isiah Brown		2-6	0-2	2-2	1	3	4	4	6	6	2	0	1	24
25	Barret Benson		0-0	0-0	4-5	3	2	5	4	4	0	1	2	1	14
33	Tino Malnati		0-3	0-1	0-0	0	0	0	0	0	0	0	0	1	4
44	Gavin Skelly		5-5	2-2	3-4	0	4	4	3	15	1	2	1	1	22
	Team					3	2	5							
	Totals		27-59	11-31	20-27	12	27	39	22	85	21	11	5	7	200

FG % 1st Half: 16-32 50.0% 2nd half: 11-27 40.7% Game: 27-59 45.8%
3FG % 1st Half: 6-17 35.3% 2nd half: 5-14 35.7% Game: 11-31 35.5%
FT % 1st Half: 11-14 78.6% 2nd half: 9-13 69.2% Game: 20-27 74.1%
Deadball Rebounds 3,1

Officials: Rob Kueneman, Donnie Eppley, Edwin Young
Technical fouls: Lewis-None. Northwestern-None.
Attendance: 5126

Score by periods	1st	2nd	Total
Lewis	22	26	**48**
Northwestern	49	36	**85**

Points	In Paint	Off T/O	2nd Chance	Fast Break	Bench
LEWIS	20	5	4	0	16
NU	20	34	12	9	34

Last FG - LEWIS 2nd-00:44, NU 2nd-02:53.
Largest lead - LEWIS by 3 1st-18:55, NU by 41 2nd-02:53.
LEWIS led for 04:24. NU led for 34:31. Game was tied for 01:05.
Score tied - 0 times.
Lead changed - 1 time.

Game 14
#17/17 Oklahoma 104, NU 78
Dec. 22, 2017 • Norman, Okla.

Dererk Pardon scored a team-high 17 points with nine rebounds but Northwestern was unable to withstand a first-half scoring barrage by No. 17/17 Oklahoma, falling 104-78 at Lloyd Noble Center. The contest got off to a less-than-ideal start for the Wildcats as seven straight points by the hosts over the opening 72 seconds of play caused NU to burn an early timeout. However, a pair of 3-pointers by Jordan Ash and a dunk by Pardon allowed Northwestern to close to within 10-8. The Sooners could not be slowed down from behind the arch, though, as the hosts made each of their first six triples and started 9-of-10 from the field overall. OU's Trae Young, the nation's leading scorer, sparked the host by tallying 12 quick points, including hitting three consecutive 3-pointers, during the outburst. Pardon kept NU within striking distance with 8 points. Oklahoma simply could not be slowed down as the nation's leading scoring team connected on an incredible 14 3-pointers in the opening 20 minutes of play in opening up an insurmountable lead. Pardon paced the Wildcats with 10 first-half points. Northwestern was able to slow down the Sooners' attack in the second half as it out-scored the hosts, 40-36, but the large halftime deficit was to large to make a run. Five Wildcats finished in double figures, including Ash, who scored a career-high 11 points. Pardon's nine rebounds were a game high as he finished one board shy of a double-double. Aaron Falzon chipped in with 12 points for Northwestern, including knocking down four 3-pointers. Young paced Oklahoma with 31 points and 12 assists, adding to his nation's-leading totals in both categories, while Christian James added 19 points.

Official Basketball Box Score -- Game Totals -- Final Statistics
Northwestern vs Oklahoma
12/22/17 6 p.m. at Lloyd Noble Center

Northwestern 78 • 9-5

##	Player		Total FG-FGA	3-Ptr FG-FGA	FT-FTA	Rebounds Off	Def	Tot	PF	TP	A	TO	Blk	Stl	Min
05	Derek Pardon	*	8-11	0-0	1-4	5	4	9	3	17	1	3	0	0	26
20	Scottie Lindsey	*	1-12	0-8	0-1	0	3	3	4	2	3	2	0	0	26
23	Jordan Ash	*	3-6	2-5	3-4	0	0	0	4	11	0	0	0	2	31
30	Bryant McIntosh	*	4-13	2-6	2-2	0	0	0	2	12	2	2	0	0	27
35	Aaron Falzon	*	4-8	4-7	0-0	1	1	2	3	12	0	1	0	0	21
11	Anthony Gaines		2-4	0-1	0-0	1	4	5	1	4	1	1	0	0	18
12	Isiah Brown		3-3	0-0	4-5	0	0	0	3	10	2	4	0	1	18
25	Barret Benson		2-4	0-0	0-1	2	3	5	3	4	3	0	1	0	14
44	Gavin Skelly		2-4	0-1	2-2	3	3	6	0	6	1	0	0	0	19
	Team					1	1	2				1			
	Totals		29-65	8-28	12-19	13	19	32	23	78	13	14	1	3	200

FG % 1st Half: 15-35 42.9% 2nd half: 14-30 46.7% Game: 29-65 44.6%
3FG % 1st Half: 4-15 26.7% 2nd half: 4-13 30.8% Game: 8-28 28.6%
FT % 1st Half: 4-5 80.0% 2nd half: 8-14 57.1% Game: 12-19 63.2%
Deadball Rebounds 4

Oklahoma 104 • 10-1

##	Player		Total FG-FGA	3-Ptr FG-FGA	FT-FTA	Rebounds Off	Def	Tot	PF	TP	A	TO	Blk	Stl	Min
00	James,Christian	*	6-8	5-6	2-2	0	2	2	2	19	1	0	0	2	27
01	Odomes,Rashard	*	2-3	0-0	0-4	0	2	2	0	4	3	0	0	0	20
03	Lattin,Khadeem	*	3-4	0-0	2-2	2	2	4	3	8	1	2	0	0	17
11	Young,Trae	*	9-16	8-13	5-6	1	1	2	1	31	12	4	0	1	27
35	Manek,Brady	*	3-5	2-3	3-3	1	7	8	2	11	2	0	0	1	19
02	Giles,Chris		0-0	0-0	2-2	0	0	0	2	2	0	0	0	0	1
04	Mcneace,Jamuni		5-6	0-0	1-2	1	4	5	1	11	0	2	1	0	14
05	Freeman,Matt		1-2	1-2	0-0	0	2	2	2	3	1	1	0	1	15
13	Shepherd,Jordan		1-2	0-0	0-0	0	0	0	2	2	2	0	0	1	16
14	Lazenby,Ty		0-0	0-0	0-0	0	1	1	1	0	0	0	0	0	12
20	McGusty,Kameron		3-7	1-4	4-4	1	1	2	0	11	2	2	0	0	16
21	Doolittle,Kristian		0-0	0-0	0-0	0	1	1	1	0	0	1	0	0	5
22	Geha,Patrick		0-0	0-0	2-2	0	0	0	0	2	0	0	0	0	1
30	Thorpe,Marshall		0-0	0-0	0-0	0	0	0	0	0	0	0	0	0	1
44	Polla,Hannes		0-1	0-0	0-0	0	1	1	3	0	0	1	1	0	9
	Team					0	2	2							
	Totals		33-54	17-28	21-27	6	26	32	18	104	22	13	2	6	200

FG % 1st Half: 22-32 68.8% 2nd half: 11-22 50.0% Game: 33-54 61.1%
3FG % 1st Half: 14-20 70.0% 2nd half: 3-8 37.5% Game: 17-28 60.7%
FT % 1st Half: 10-10 100.0% 2nd half: 11-17 64.7% Game: 21-27 77.8%
Deadball Rebounds 2

Officials: Terry Oglesby, Lamont Simpson, Lewis Garrison
Technical fouls: Northwestern-None. Oklahoma-None.
Attendance: 11259
Est. Attendance: 9,692

Score by periods	1st	2nd	Total
Northwestern	38	40	**78**
Oklahoma	68	36	**104**

Points	In Paint	Off T/O	2nd Chance	Fast Break	Bench
NU	34	12	14	4	24
OU	36	21	8	16	31

Last FG - NU 2nd-03:31, OU 2nd-01:57.
Largest lead - NU None, OU by 39 2nd-13:55.
NU led for 00:00. OU led for 39:48. Game was tied for 00:12.
Score tied - 0 times.
Lead changed - 0 times.

Game 15
NU 95, Brown 73
Dec. 30, 2017 • Rosemont, Ill.

Dererk Pardon led five Northwestern players in double figures with 18 points as the Wildcats used a strong second-half performance to pull away from Brown for a 95-73 win at Allstate Arena. Trailing by seven early in the second half, NU outscored the Bears 47-18 over the final 15:30 of the game to earn the victory. A three-point play by Anthony Gaines at the 12:46 mark gave NU a 15-10 advantage, the first lead of more than three points for either team through the first seven minutes of the contest. The advantage was four before Aaron Falzon drilled a triple from the top of the key and Gaines followed with a steal and a slam, giving Northwestern its largest lead of the half, 37-28, with just over four minutes remaining before halftime. Brown eventually would close back to within 42-37 at the intermission despite the Wildcats shooting 51.6 percent from the field (16-31). An early second-half surge allowed the Bears to get the lead back as they went up 49-46 just under three minutes into the period. The guests' advantage grew to seven but a dunk by Scottie Lindsey, a corner trey by Jordan Ash and a triple by Gavin Skelly sparked a quick eight-point run that gave NU the lead back, 56-55, with 13:49 left. Overall, a 20-3 run over a span of six and a half minutes pushed Northwestern's lead to 68-58 with nine minutes remaining. A three-point play by Lindsey with 7:54 left gave him 1,000 points for his career, making him the 35th player in school history to reach the milestone. Brown was within seven, 77-70, with five minutes to go, but a jumper by Lindsey and a dunk by Pardon pushed the lead back up to double digits and igniting an 18-3 run to end the game.

Official Basketball Box Score -- Game Totals -- Final Statistics
Brown vs Northwestern
12/30/17 11:00 a.m. at Rosemont, Ill. (Allstate Arena)

Brown 73 • 6-6

##	Player		Total FG-FGA	3-Ptr FG-FGA	FT-FTA	Rebounds Off	Def	Tot	PF	TP	A	TO	Blk	Stl	Min
05	Howard, Joshua	f	0-5	0-2	2-2	3	4	7	4	2	1	0	1	1	20
44	DeWolf, Matt	f	0-2	0-0	0-1	2	4	6	2	0	1	2	0	0	20
02	Anderson, Brandon	g	8-17	3-5	7-9	0	0	0	1	26	2	3	0	2	32
20	Hunsaker, Zach	g	2-6	1-2	0-0	0	1	1	1	5	4	1	0	1	28
24	Cambridge, Desmond	g	7-18	3-9	5-5	1	2	3	2	22	2	0	0	0	35
00	Massey, Jason		1-2	0-0	0-0	0	0	0	3	2	0	1	0	0	13
04	Okolie, Obi		3-7	0-1	1-2	0	3	3	2	7	0	1	0	0	23
11	Sullivan, Chris		1-2	1-1	0-0	0	0	0	1	3	0	1	0	0	10
25	Choh, Tamenang		3-5	0-1	0-0	3	3	6	5	6	2	2	0	0	19
	Team					4	2	6	1						
	Totals		25-64	8-21	15-19	13	19	32	22	73	12	11	1	4	200

FG % 1st Half: 14-33 42.4% 2nd half: 11-31 35.5% Game: 25-64 39.1%
3FG % 1st Half: 4-11 36.4% 2nd half: 4-10 40.0% Game: 8-21 38.1%
FT % 1st Half: 5-6 83.3% 2nd half: 10-13 76.9% Game: 15-19 78.9%
Deadball Rebounds 3

Northwestern 95 • 10-5

##	Player		Total FG-FGA	3-Ptr FG-FGA	FT-FTA	Rebounds Off	Def	Tot	PF	TP	A	TO	Blk	Stl	Min
04	Vic Law	f	2-9	2-6	5-5	0	2	2	4	11	2	1	1	1	17
30	Bryant McIntosh	f	6-8	1-1	0-0	0	0	0	0	13	3	3	0	0	21
44	Gavin Skelly	f	2-2	1-1	1-2	1	1	2	3	6	1	1	3	1	28
05	Dererk Pardon	c	6-7	0-0	6-8	4	4	8	2	18	3	0	4	1	34
20	Scottie Lindsey	g	4-9	0-2	6-7	0	4	4	3	14	3	0	0	1	26
11	Anthony Gaines		5-11	0-2	1-1	3	2	5	1	11	2	1	0	2	22
12	Isiah Brown		2-5	0-0	0-0	0	4	4	0	4	3	1	0	0	17
23	Jordan Ash		2-6	1-3	0-0	0	4	4	3	5	2	2	0	1	20
25	Barret Benson		2-2	0-0	2-2	0	1	1	1	6	0	0	0	0	6
35	Aaron Falzon		2-2	1-1	2-3	0	1	1	1	7	0	0	1	0	9
	Team					0	1	1							
	Totals		33-61	6-16	23-28	8	26	34	18	95	19	9	9	7	200

FG % 1st Half: 16-31 51.6% 2nd half: 17-30 56.7% Game: 33-61 54.1%
3FG % 1st Half: 3-8 37.5% 2nd half: 3-8 37.5% Game: 6-16 37.5%
FT % 1st Half: 7-9 77.8% 2nd half: 16-19 84.2% Game: 23-28 82.1%
Deadball Rebounds 6,1

Officials: Rob Kueneman, Courtney Green, Steve Honacki
Technical fouls: Brown-TEAM. Northwestern-None.
Attendance: 6006

Score by periods	1st	2nd	Total
Brown	37	36	**73**
Northwestern	42	53	**95**

Points	In Paint	Off T/O	2nd Chance	Fast Break	Bench
BRWN	26	6	11	9	18
NU	44	21	9	11	33

Game 16
Nebraska 70, NU 55
Jan. 2, 2018 • Rosemont, Ill.

Dererk Pardon registered a double-double, highlighted by a season-high 15 rebounds, but Northwestern was unable to overcome a tough shooting day, falling to Nebraska, 70-55, at Allstate Arena. Pardon turned in a solid all-around performance, finishing the game with 17 points, 11 offensive rebounds, three assists and three blocks. Aaron Falzon came off the bench to help provide a spark for the Wildcats' offense early in the game, jumpstarting a 11-0 run with a three-pointer followed by a layup. A jumper by Jordan Ash at the 9:33 mark extended Northwestern's lead to 16-10, its largest lead of the half. The #B1GCats' defense made life difficult for Nebraska throughout the first half, holding them to 29.6 percent shooting and forcing seven turnovers. The Wildcats also held the Cornhuskers scoreless for nearly five minutes during the Northwestern run midway through the first half. A 10-2 run by Northwestern to close the half, which included back-to-back threes by Falzon and Lindsey on NU's final two possessions, sent the Wildcats into intermission with a 30-25 lead. Pardon's layup to open the second half gave the Wildcats a seven-point lead, but Northwestern had a difficult time getting shots to fall to start the second half and, as a result, Nebraska was able to take back the lead. The Cornhuskers ramped up their shooting efforts, finishing the half shooting 59.3 percent (16-of-27) from the field, helping to extend their lead to double figures. Northwestern was unable to recover, ultimately falling 70-55. The Wildcats were held to 29.2 percent shooting in the contest despite posting a season-high 22 offensive rebounds.

Official Basketball Box Score -- Game Totals -- Final Statistics
Nebraska vs Northwestern
01/02/18 8:12 p.m. at Rosemont, Ill. (Allstate Arena)

Nebraska 70 • 11-5, 2-1 B1G

##	Player		Total FG-FGA	3-Ptr FG-FGA	FT-FTA	Rebounds Off	Def	Tot	PF	TP	A	TO	Blk	Stl	Min
14	Copeland, Isaac	f	5-9	0-3	3-3	4	4	8	1	13	1	0	3	0	29
32	Tshimanga, Jordy	c	0-3	0-0	2-2	1	4	5	2	2	0	3	1	1	10
05	Watson Jr., Glynn	g	5-14	2-5	7-8	0	6	6	2	19	6	2	1	2	35
11	Taylor, Evan	g	0-5	0-1	0-0	0	1	1	2	0	0	1	0	0	24
24	Palmer Jr., James	g	7-11	2-3	2-3	1	4	5	1	18	4	3	1	0	30
00	Okeke, Duby		1-1	0-0	0-0	2	1	3	1	2	0	1	3	0	10
12	Allen, Thomas		0-2	0-1	0-0	0	1	1	0	0	0	0	0	1	5
13	Gill, Anton		2-3	2-2	1-1	0	1	1	1	7	0	0	1	2	26
15	Roby, Isaiah		2-5	1-1	0-0	1	0	1	3	5	2	0	2	1	19
20	Borchardt, Tanner		2-2	0-0	0-0	0	2	2	4	4	1	0	2	0	12
	Team					1	2	3							
	Totals		24-55	7-16	15-17	10	26	36	17	70	14	10	14	7	200

FG % 1st Half: 8-28 28.6% 2nd half: 16-27 59.3% Game: 24-55 43.6%
3FG % 1st Half: 4-7 57.1% 2nd half: 3-9 33.3% Game: 7-16 43.8%
FT % 1st Half: 5-6 83.3% 2nd half: 10-11 90.9% Game: 15-17 88.2%
Deadball Rebounds 2,2

Northwestern 55 • 10-6, 1-2 B1G

##	Player		Total FG-FGA	3-Ptr FG-FGA	FT-FTA	Rebounds Off	Def	Tot	PF	TP	A	TO	Blk	Stl	Min
04	Vic Law	f	2-11	0-4	4-4	3	5	8	1	8	3	3	1	1	37
44	Gavin Skelly	f	1-6	1-2	0-0	3	2	5	3	3	1	0	0	0	18
05	Dererk Pardon	c	6-18	0-0	5-8	11	4	15	0	17	3	2	3	0	36
20	Scottie Lindsey	g	4-14	2-6	2-2	0	2	2	3	12	4	3	1	0	35
23	Jordan Ash	g	1-4	0-3	0-0	0	2	2	2	2	1	1	0	2	28
11	Anthony Gaines		0-1	0-1	0-0	0	1	1	1	0	0	0	1	0	13
12	Isiah Brown		1-3	0-0	0-0	0	0	0	1	2	0	0	0	0	12
25	Barret Benson		0-0	0-0	0-2	0	0	0	1	0	0	1	0	0	4
35	Aaron Falzon		4-8	3-5	0-0	1	1	2	5	11	0	0	0	0	17
	Team					4	3	7							
	Totals		19-65	6-21	11-16	22	20	42	17	55	14	11	6	3	200

FG % 1st Half: 12-39 30.8% 2nd half: 7-26 26.9% Game: 19-65 29.2%
3FG % 1st Half: 4-12 33.3% 2nd half: 2-9 22.2% Game: 6-21 28.6%
FT % 1st Half: 2-4 50.0% 2nd half: 9-12 75.0% Game: 11-16 68.8%
Deadball Rebounds 1,1

Officials: Lamont Simpson, Paul Szelc, Kelly Pfeifer
Technical fouls: Nebraska-None. Northwestern-None.
Attendance: 5443

Score by periods	1st	2nd	Total
Nebraska	25	45	**70**
Northwestern	30	25	**55**

Points	In Paint	Off T/O	2nd Chance	Fast Break	Bench
NEB	34	13	11	6	18
NU	22	8	20	0	13

Last FG - NEB 2nd-00:30, NU 2nd-00:12.
Largest lead - NEB by 17 2nd-00:30, NU by 7 2nd-19:18.
NEB led for 17:19. NU led for 16:38. Game was tied for 06:03.

Score tied - 5 times.
Lead changed - 5 times.

Game 17
Penn State 78, NU 63
Jan. 5, 2018 • University Park, Pa.

Bryant McIntosh scored a team-high 18 points, but Northwestern was unable to overcome a strong shooting performance by Penn State, falling, 78-63, at the Bryce Jordan Center. Lamar Stevens led the Nittany Lions with 30 points. As a team, Penn State shot 54.5-percent (30-of-55) on the night. The Nittany Lions got off to a hot start offensively, knocking down nine of their first 11 shots to start the game and jump out to a 22-11 lead. Penn State extended its lead to 31-15 with 7:44 remaining in the first half, however the Wildcats went on a 7-0 scoring run to cut their deficit to single digits. NU ramped up its offensive efforts in the final 10 minutes of the half, converting on 9-of-16 shots to close out the opening stanza. The #B1GCats continued to cut away at the lead as they went on a 6-0 in the final two minutes of the half, finishing with McIntosh banking in a triple at the buzzer to send the Wildcats into the break trailing, 41-34. Trailing 45-36 early in the second half, Northwestern went on a 8-2 run to cut its deficit to just three with over 15 minutes remaining in the game. Dererk Pardon jump started the run with a two-handed dunk, and then back-to-back three pointers by McIntosh and Jordan Ash helped cut into the lead even further. Penn State countered the Wildcats' run with a 9-0 streak of their own to extend the lead back to 56-44. However, the Wildcats answered it with back-to-back 3-pointers from Ash and Law to trim the deficit to six. But that would be as close as the Wildcats could get for the rest of the game as Penn State continued its hot shooting en route to a 78-63 victory.

1/5/18 8:00 p.m. at University Park, Pa. (Bryce Jordan Ctr.)

Northwestern 63 • 10-7, 1-3

##	Player		Total FG-FGA	3-Ptr FG-FGA	FT-FTA	Rebounds Off	Def	Tot	PF	TP	A	TO	Blk	Stl	Min
4	Vic Law	f	3-7	1-3	1-1	1	5	6	4	8	5	1	0	3	30
44	Gavin Skelly	f	2-6	1-3	2-2	2	2	4	3	7	0	2	0	1	19
5	Dererk Pardon	c	3-6	0-0	0-0	2	2	4	5	6	1	1	1	1	32
20	Scottie Lindsey	g	3-17	3-11	0-0	0	4	4	1	9	1	4	1	1	34
30	Bryant McIntosh	g	6-14	4-6	2-2	2	1	3	3	18	4	5	0	2	34
11	Anthony Gaines		2-4	0-1	1-1	0	0	0	1	5	0	0	0	0	13
12	Isiah Brown		1-3	0-1	0-0	2	0	2	1	2	0	0	0	0	8
23	Jordan Ash		2-3	2-2	0-0	0	2	2	0	6	0	1	0	0	16
25	Barret Benson		1-1	0-0	0-0	1	1	2	2	2	0	1	0	0	12
35	Aaron Falzon		0-1	0-1	0-0	0	0	0	1	0	0	0	0	0	2
	Team					0	0	0							
	Totals		23-62	11-28	6-6	10	17	27	21	63	11	15	2	8	200

FG % 1st Half: 13-32 40.6% 2nd half: 10-30 33.3% Game: 23-62 37.1%
3FG % 1st Half: 5-13 38.5% 2nd half: 6-15 40.0% Game: 11-28 39.3%
FT % 1st Half: 3-3 100.0 2nd half: 3-3 100.0 Game: 6-6 100.0
Deadball Rebounds 0

Penn State 78 • 12-5, 2-2

##	Player		Total FG-FGA	3-Ptr FG-FGA	FT-FTA	Rebounds Off	Def	Tot	PF	TP	A	TO	Blk	Stl	Min
11	Stevens, Lamar	f	14-19	1-3	1-3	2	3	5	1	30	2	4	0	1	37
24	Watkins, Mike	f	5-6	0-0	8-11	4	13	17	2	18	0	2	4	2	31
10	Carr, Tony	g	3-13	1-4	5-7	0	4	4	2	12	5	1	0	0	30
23	Reaves, Josh	g	3-5	1-1	0-1	2	4	6	3	7	1	2	2	1	24
33	Garner, Shep	g	1-4	0-2	0-0	0	2	2	2	2	1	2	1	2	31
04	Bostick, Nazeer		1-2	0-1	0-0	0	1	1	0	2	1	1	1	0	19
05	Wheeler, Jamari		2-5	0-2	0-0	1	1	2	0	4	5	3	0	3	19
44	Moore, Julian		1-1	0-0	1-1	1	0	1	1	3	0	0	0	0	9
	Team					2	0	2				1			
	Totals		30-55	3-13	15-23	12	28	40	11	78	15	16	8	9	200

FG % 1st Half: 17-24 70.8% 2nd half: 13-31 41.9% Game: 30-55 54.5%
3FG % 1st Half: 2-6 33.3% 2nd half: 1-7 14.3% Game: 3-13 23.1%
FT % 1st Half: 5-8 62.5% 2nd half: 10-15 66.7% Game: 15-23 65.2%
Deadball Rebounds 4,1

Officials: Donnie Eppley, Chris Beaver, Steve McJunkins
Technical fouls: Northwestern-None. Penn State-None.
Attendance: 4682

Score by periods	1st	2nd	Total
Northwestern	34	29	**63**
Penn State	41	37	**78**

Points	In Paint	Off T/O	2nd Chance	Fast Break	Bench
NU	18	14	13	6	15
PSU	48	19	14	6	9

Last FG - NU 2nd-01:34, PSU 2nd-00:12.
Largest lead - NU None, PSU by 17 2nd-03:19.
NU led for 00:00. PSU led for 38:59. Game was tied for 01:01.

Score tied - 1 time.
Lead changed - 0 times.

Game 18
NU 83, Minnesota 60
Jan. 10, 2018 • Rosemont, Ill.

Bryant McIntosh broke the school single-game assists record with 16 while adding 11 points for a double-double, as Northwestern rolled to an 83-60 victory over Minnesota at Allstate Arena. McIntosh's assist total best the previous school record of 14 held by Patrick Baldwin. Dererk Pardon added a double-double of his own, posting 13 points and 12 rebounds. Scottie Lindsey finished with a game-high 22 points. With the game tied at 5-5 early, Gavin Skelly came off the bench and provided a spark for the Wildcats as he knocked down a triple and then a jumper soon after to give NU a 10-9 lead. A 16-2 run by the 'Cats extended the lead to 29-14 midway through the first half. Jordan Ash began the run with a 3-pointer before two dunks by Pardon and a layup from McIntosh helped swing the momentum in the #B1GCats' favor. Three-pointers by Lindsey and Vic Law helped Northwestern open up its lead even further. Later in the run, the Wildcats scored 12-unanswered points to build their lead to as many as 24 with 1:16 remaining in the half. Northwestern also ramped up its defensive efforts, holding Minnesota without a field goal for 4:41 midway through the half and then scoreless for a 5:21 stretch later on in the period. Northwestern entered the break holding a 43-21 lead. Lindsey led all scorers with 10 points, while Pardon chipped in with eight points and eight rebounds. Following a Minnesota three to start the second half, the Wildcats showed no signs of slowing down to open up the game as they went on a 9-0 run to extend their lead to 52-24 with 17:10 left in the contest. A run by Minnesota trimmed the 'Cats' lead to as few as 14, but NU promptly answered back with a 6-0 run of its own to extend the gap back to 20 points. Falzon finished with a team-high 13 points in the second half, while Lindsey added 12 of his own.

Official Basketball Box Score -- Game Totals -- Final Statistics
Minnesota vs Northwestern
01/10/18 8:12 p.m. at Rosemont, Ill. (Allstate Arena)

Minnesota 60 • 13-5, 2-3 B1G

##	Player		Total FG-FGA	3-Ptr FG-FGA	FT-FTA	Rebounds Off	Def	Tot	PF	TP	A	TO	Blk	Stl	Min
03	Murphy, Jordan	f	2-4	1-1	3-3	0	2	2	5	8	0	0	1	0	17
42	Hurt, Michael	f	2-3	0-0	3-5	0	1	1	0	7	0	1	1	0	21
21	Konate, Bakary	c	2-4	0-0	0-0	2	2	4	1	4	0	0	0	1	22
01	McBrayer, Dupree	g	3-8	2-4	6-6	0	0	0	3	14	2	1	0	3	32
02	Mason, Nate	g	2-10	2-6	3-3	0	3	3	5	9	5	4	0	0	26
04	Harris, Jamir		1-5	1-4	0-0	1	0	1	0	3	2	0	0	1	19
11	Washington, Isaiah		2-12	2-6	3-4	2	3	5	0	9	5	1	0	1	27
20	Fitzgerald, Davonte		2-7	0-3	0-1	0	5	5	2	4	0	1	0	0	19
41	Diedhiou, Gaston		1-2	0-0	0-0	0	4	4	2	2	0	0	1	0	17
	Team					1	0	1				1			
	Totals		17-55	8-24	18-22	6	20	26	18	60	14	9	3	6	200

FG % 1st Half: 6-27 22.2% 2nd half: 11-28 39.3% Game: 17-55 30.9%
3FG % 1st Half: 3-13 23.1% 2nd half: 5-11 45.5% Game: 8-24 33.3%
FT % 1st Half: 6-8 75.0% 2nd half: 12-14 85.7% Game: 18-22 81.8%
Deadball Rebounds 1,1

Northwestern 83 • 11-7, 2-3 B1G

##	Player		Total FG-FGA	3-Ptr FG-FGA	FT-FTA	Rebounds Off	Def	Tot	PF	TP	A	TO	Blk	Stl	Min
04	Vic Law	f	3-7	2-5	0-0	0	7	7	3	8	1	2	0	0	27
35	Aaron Falzon	f	4-6	3-5	4-5	0	5	5	2	15	0	0	0	0	24
05	Dererk Pardon	c	5-7	0-0	3-7	3	9	12	4	13	0	1	6	1	31
20	Scottie Lindsey	g	8-14	3-7	3-3	0	0	0	3	22	0	1	2	0	28
30	Bryant McIntosh	g	4-13	0-4	3-4	1	4	5	0	11	16	0	1	1	34
11	Anthony Gaines		0-2	0-0	3-4	3	3	6	2	3	2	2	0	2	17
23	Jordan Ash		1-2	1-1	0-0	0	0	0	2	3	0	1	0	0	13
25	Barret Benson		0-1	0-0	0-2	1	1	2	0	0	0	1	0	0	8
44	Gavin Skelly		3-4	2-2	0-0	1	4	5	4	8	2	3	0	0	18
	Team					1	2	3							
	Totals		28-56	11-24	16-25	10	35	45	20	83	21	11	9	4	200

FG % 1st Half: 15-33 45.5% 2nd half: 13-23 56.5% Game: 28-56 50.0%
3FG % 1st Half: 6-14 42.9% 2nd half: 5-10 50.0% Game: 11-24 45.8%
FT % 1st Half: 7-11 63.6% 2nd half: 9-14 64.3% Game: 16-25 64.0%
Deadball Rebounds 6

Officials: Terry Oglesby, Bo Boroski, Rob Riley
Technical fouls: Minnesota-Mason, Nate; McBrayer, Dupree. Northwestern-Gavin Skelly; Scottie Lindsey.
Attendance: 5514

McIntosh- New NU single game assist record (Prev Pat Baldwin-14)

Score by periods	1st	2nd	Total
Minnesota	21	39	**60**
Northwestern	43	40	**83**

Points	In Paint	Off T/O	2nd Chance	Fast Break	Bench
MINN	18	18	10	5	18
NU	26	15	13	6	14

Last FG - MINN 2nd-02:11, NU 2nd-00:17.
Largest lead - MINN by 1 1st-14:08, NU by 28 2nd-17:10.
MINN led for 00:52. NU led for 37:30. Game was tied for 01:38.

Score tied - 1 time.
Lead changed - 2 times.

Game 19
Indiana 66, NU 46
Jan. 14, 2018 • Bloomington, Ind.

Northwestern was unable to overcome a slow start offensively as Indiana defeated the Wildcats, 66-46, at Assembly Hall. Vic Law finished tied for a team-high nine points to go along with seven rebounds and three assists for the Wildcats. Aaron Falzon contributed with eight points and five rebounds, while Dererk Pardon also finished with eight points and a game-high eight rebounds. Northwestern's defense set the tone early, holding the Hoosiers scoreless for almost four minutes to start the game. A run by Indiana gave the Hoosiers a double-digit lead midway through the first half, however an 8-0 counter by the 'Cats helped cut their deficit to two, 13-11, with 7:18 to go in the half. Bryant McIntosh began the run with a triple, his first of the day, and then Law followed it up with a layup and a three-pointer on back-to-back possessions. The pace began to pick up as both teams traded buckets in the final 10 minutes of the half. A three-pointer by Robert Johnson gave Indiana a 24-15 lead, but a dunk by Pardon and a pair of free throws from Falzon sent Northwestern into halftime trailing, 24-19. Pardon led the Wildcats at the half with six points and four rebounds, while Falzon and Law each had five points. Northwestern hung in the game to start the second half, with a three-pointer by Falzon and a dunk by Lindsey each cutting the lead to four on separate occasions early on. However, the Wildcats didn't have an answer for the Hoosiers' hot shooting as IU opened up its lead back up to double digits. Indiana shot an impressive 14-of-23 from the field as a team over the final 20 minutes of play. Isiah Brown provided NU with a spark off the bench, finishing tied for a team-high nine points, all of which came in the second half. Northwestern converted on all nine of its free throw attempts in the contest.

Northwestern 46 • 11-8, 2-4

##	Player		Total FG-FGA	3-Ptr FG-FGA	FT-FTA	Rebounds Off	Def	Tot	PF	TP	A	TO	Blk	Stl	Min
04	Vic Law	f	4-11	1-4	0-0	3	4	7	3	9	3	1	0	3	34
35	Aaron Falzon	f	2-8	2-6	2-2	0	5	5	1	8	0	2	0	1	19
05	Dererk Pardon	g	2-2	0-0	4-4	4	4	8	4	8	0	2	3	0	33
20	Scottie Lindsey	g	1-15	0-7	0-0	1	3	4	1	2	1	4	1	1	34
30	Bryant McIntosh	g	2-8	1-2	2-2	0	3	3	1	7	2	3	0	0	24
11	Anthony Gaines		0-3	0-0	0-0	0	0	0	3	0	0	0	0	0	14
12	Isiah Brown		3-3	2-2	1-1	0	0	0	1	9	0	1	0	1	4
23	Jordan Ash		0-1	0-1	0-0	0	2	2	1	0	1	2	0	0	14
25	Barret Benson		0-0	0-0	0-0	0	1	1	3	0	1	0	0	0	5
33	Tino Malnati		0-0	0-0	0-0	0	0	0	0	0	0	0	0	0	0+
44	Gavin Skelly		1-5	1-3	0-0	2	3	5	2	3	0	2	1	0	19
	Team					2	1	3							
	Totals		15-56	7-25	9-9	12	26	38	20	46	8	17	5	6	200

FG % 1st Half: 6-25 24.0% 2nd half: 9-31 29.0% Game: 15-56 26.8%
3FG % 1st Half: 3-11 27.3% 2nd half: 4-14 28.6% Game: 7-25 28.0%
FT % 1st Half: 4-4 100.0% 2nd half: 5-5 100.0% Game: 9-9 100.0%
Deadball Rebounds 0

Indiana 66 • 11-7, 4-2

##	Player		Total FG-FGA	3-Ptr FG-FGA	FT-FTA	Rebounds Off	Def	Tot	PF	TP	A	TO	Blk	Stl	Min
03	Smith, Justin	f	4-8	0-0	0-2	3	2	5	2	8	0	1	1	0	17
13	Morgan, Juwan	f	4-4	0-0	0-4	0	5	5	2	8	2	1	0	1	16
02	Newkirk, Josh	g	3-6	2-3	4-4	0	3	3	2	12	2	2	0	0	30
04	Johnson, Robert	g	5-12	5-11	2-2	0	6	6	1	17	3	2	1	0	36
15	McRoberts, Zach	g	0-3	0-2	2-2	0	3	3	2	2	2	0	0	1	18
01	Durham, Aljami		2-4	0-1	1-2	0	3	3	0	5	1	0	0	0	14
10	Jaqer, Johnny		0-0	0-0	0-0	0	0	0	0	0	0	0	0	0	1
11	Green, Devonte		1-7	0-3	2-4	0	1	1	0	4	0	2	0	5	21
21	McSwain Jr., Freddie		2-3	0-0	0-0	1	4	5	2	4	2	1	0	1	17
22	Moore, Clifton		0-1	0-0	0-0	0	0	0	3	0	0	0	2	1	7
30	Hartman, Collin		2-5	1-3	1-2	2	1	3	0	6	5	2	0	0	22
35	Priller, Tim		0-0	0-0	0-0	0	0	0	0	0	0	0	0	0	1
	Team					4	1	5							
	Totals		23-53	8-23	12-22	10	29	39	14	66	17	11	4	9	200

FG % 1st Half: 9-30 30.0% 2nd half: 14-23 60.9% Game: 23-53 43.4%
3FG % 1st Half: 4-13 30.8% 2nd half: 4-10 40.0% Game: 8-23 34.8%
FT % 1st Half: 2-4 50.0% 2nd half: 10-18 55.6% Game: 12-22 54.5%
Deadball Rebounds 4

Officials: Terry Wymer, Paul Szelc, D.J. Carstensen
Technical fouls: Northwestern-None. Indiana-None.
Attendance: 17222

Score by periods	1st	2nd	Total
Northwestern	19	27	46
Indiana	24	42	66

Points	In Paint	Off T/O	2nd Chance	Fast Break	Bench
NU	16	12	9	2	12
IND	28	18	9	8	19

Last FG - NU 2nd-00:04, IND 2nd-00:41.
Largest lead - NU by 3 1st-16:22, IND by 29 2nd-03:32.
NU led for 00:20. IND led for 34:04. Game was tied for 05:35.
Score tied - 1 time.
Lead changed - 1 time.

Game 20
#22/22 Ohio State 71, NU 65
Jan. 17, 2018 • Rosemont, Ill.

Northwestern was unable to overcome a strong offensive performance by Ohio State, falling, 71-65, at Allstate Arena. With 7:23 remaining in the game, the Wildcats trailed 62-49 before mounting a 16-6 run in the game's final minutes to give the conference leaders all they could handle. Five Wildcat players finished in double figures, with Vic Law leading the way with 14 points. Micah Potter paced the Buckeyes with 13 points. As a team, Ohio State shot 47.3-percent (26-of-55) on the night. Back-to-back buckets by Gavin Skelly helped the Wildcats take a 12-6 lead with 14:14 remaining in the first half, but Ohio State pushed its way out front to close out the half and entered the locker room with a 33-25 lead. As a team, Northwestern converted on 10-of-27 field goals in the first half, while the Buckeyes shot 12-of-29 from the field. After a slow first half offensively for Dererk Pardon, the junior center picked it up in the second half with two electrifying dunks in the first opening five minutes of the half. However, the Buckeyes caught fire midway through the second half, converting on five straight field goals to open their lead up to 51-36 with 13:00 left in the game. A jumper by Skelly, followed by a McIntosh three-pointer on the ensuing possession, cut the Wildcats' deficit to single digits with 6:37 remaining in the game. Northwestern continued to put pressure on Ohio State, cutting the Buckeyes' lead to as little as three points in the final minute of the game thanks to back-to-back triples from Law and Lindsey, but Ohio State was able to clinch the victory at the free throw line.

##	Player		Total FG-FGA	3-Ptr FG-FGA	FT-FTA	Rebounds Off	Def	Tot	PF	TP	A	TO	Blk	Stl	Min
01	Tate, Jae'Sean	f	5-9	0-0	2-2	0	5	5	2	12	1	1	1	1	29
33	Bates-Diop, Keita	f	4-12	0-3	2-4	3	5	8	1	10	3	2	1	1	31
34	Wesson, Kaleb	f	3-8	0-1	2-2	2	4	6	1	8	0	1	1	0	18
03	Jackson, C.J.	g	3-10	1-6	5-7	1	4	5	2	12	8	2	0	3	36
15	Williams, Kam	g	3-5	1-1	0-0	0	4	4	1	7	0	1	0	0	26
00	Potter, Micah		5-5	1-1	2-2	1	2	3	3	13	1	1	0	0	16
02	Jallow, Musa		0-0	0-0	0-0	0	1	1	1	0	0	2	0	0	3
13	Dakich, Andrew		2-3	2-3	0-0	0	1	1	1	6	1	0	0	2	23
24	Wesson, Andre		1-3	1-2	0-0	1	2	3	1	3	3	1	0	0	18
	Team					2	0	2				1			
	Totals		26-55	6-17	13-17	10	28	38	13	71	17	12	3	7	200

FG % 1st Half: 12-29 41.4% 2nd half: 14-26 53.8% Game: 26-55 47.3%
3FG % 1st Half: 2-9 22.2% 2nd half: 4-8 50.0% Game: 6-17 35.3%
FT % 1st Half: 7-9 77.8% 2nd half: 6-8 75.0% Game: 13-17 76.5%
Deadball Rebounds 3

Northwestern 65 • 11-9, 2-5 B1G

##	Player		Total FG-FGA	3-Ptr FG-FGA	FT-FTA	Rebounds Off	Def	Tot	PF	TP	A	TO	Blk	Stl	Min
04	Pusica, Vasa	f	5-14	2-8	2-2	1	4	5	2	14	2	2	0	1	32
44	Gavin Skelly	f	5-8	1-3	0-2	0	2	2	4	11	3	2	1	1	28
05	Dererk Pardon	c	3-4	0-0	1-2	2	8	10	2	7	4	0	4	0	37
20	Begley, Devon	g	6-13	1-5	0-0	0	3	3	3	13	3	2	1	0	38
30	Green, Anthony	g	4-14	2-7	0-0	0	1	1	1	10	5	2	0	0	38
11	Miller, Jeremy		3-5	2-4	2-4	0	0	0	1	10	1	0	0	3	20
23	Jordan Ash		0-0	0-0	0-0	0	1	1	0	0	1	1	0	0	4
25	Barret Benson		0-0	0-0	0-0	1	1	2	1	0	0	1	0	0	3
	Team					1	0	1							
	Totals		26-58	8-27	5-10	5	20	25	14	65	19	10	6	5	200

FG % 1st Half: 10-27 37.0% 2nd half: 16-31 51.6% Game: 26-58 44.8%
3FG % 1st Half: 2-9 22.2% 2nd half: 6-18 33.3% Game: 8-27 29.6%
FT % 1st Half: 3-6 50.0% 2nd half: 2-4 50.0% Game: 5-10 50.0%
Deadball Rebounds 4

Officials: Lamont Simpson, Pat Driscoll, Donnie Eppley
Technical fouls: Ohio State-None. Northwestern-None.
Attendance: 6018

Score by periods	1st	2nd	Total
Ohio State	33	38	71
Northwestern	25	40	65

Points	In Paint	Off T/O	2nd Chance	Fast Break	Bench
OSU	30	9	10	4	22
NU	26	11	5	6	10

Last FG - OSU 2nd-02:38, NU 2nd-00:43.
Largest lead - OSU by 15 2nd-13:00, NU by 6 1st-17:48.
OSU led for 28:54. NU led for 10:26. Game was tied for 00:40.
Score tied - 0 times.
Lead changed - 1 time.

Game 21
NU 70, Penn State 61
Jan. 20, 2018 • Rosemont, Ill.

A 15-2 run by Northwestern to close the game helped fuel a thrilling 70-61 home victory over Penn State. The #B1GCats held the Nittany Lions without a field goal during the final 10:37 of the game. The 'Cats defense also forced 14 turnovers during the contest, which they turned into 14 points off turnovers on the other end. Vic Law led NU with 18 points. The Nittany Lions jumped out to an early lead, converting on six of their first eight shots from the field to give them a 15-6 advantage. Northwestern's defense ramped up its efforts midway through the half and held the Nittany Lions scoreless for over four minutes in the first half. A three-pointer by Law with 5:10 left in the first half put the Wildcats on top, 24-23, their first lead of the game. Both teams then proceeded to catch fire from the field as the lead changed eight times during the final five minutes of the half. A jumper by Shep Garner sent Penn State into halftime with a 35-33 lead. Garner led all players with 17 points at the half. With the Wildcats trailing by six with 13 minutes to go in the game, Jordan Ash provided some valuable minutes off the bench, sinking a three-pointer and then converting on a put-back layup minutes later to cut the deficit to 53-51. Three consecutive baskets by Pardon, including back-to-back two-handed dunks underneath the hoop, gave the Wildcats a 61-59 lead with 4:56 to go in the game. The Wildcats weren't finished yet as a three-pointer by Law, followed by a McIntosh jumper on the ensuing possession, extended their lead to seven points with 3:26 remaining in the game. The stretch capped off an 11-0 run for the #B1GCats, during which they held Penn State scoreless for 5:11. Down the stretch, the Wildcats went 4-for-4 from the free throw line to put the game on ice.

Official Basketball Box Score -- Game Totals -- Final Statistics
Penn State vs Northwestern
01/20/18 1:07 p.m. at Rosemont, Ill. (Allstate Arena)

Penn State 61 • 13-8, 3-5 B1G

##	Player		Total FG-FGA	3-Ptr FG-FGA	FT-FTA	Rebounds Off	Def	Tot	PF	TP	A	TO	Blk	Stl	Min
11	Stevens, Lamar	f	6-11	1-3	0-0	0	2	2	2	13	1	1	0	0	38
24	Watkins, Mike	f	2-2	0-0	4-4	0	8	8	4	8	1	4	3	0	26
05	Wheeler, Jamari	g	1-2	0-1	0-0	1	0	1	3	2	1	3	0	1	15
10	Carr, Tony	g	4-10	0-3	0-2	1	2	3	4	8	6	4	0	0	38
33	Garner, Shep	g	7-13	6-11	2-2	0	3	3	1	22	1	0	1	0	39
01	Zemgulis, Deivis		0-0	0-0	0-0	0	0	0	0	0	0	0	1	0	10
04	Bostick, Nazeer		2-5	0-1	4-4	2	2	4	4	8	1	2	1	0	20
44	Moore, Julian		0-0	0-0	0-0	2	1	3	0	0	0	0	0	0	14
	Team					0	1	1							
	Totals		22-43	7-19	10-12	6	19	25	18	61	11	14	6	1	200

FG % 1st Half: 15-22 68.2% 2nd half: 7-21 33.3% Game: 22-43 51.2%
3FG % 1st Half: 5-9 55.6% 2nd half: 2-10 20.0% Game: 7-19 36.8%
FT % 1st Half: 0-1 0.0% 2nd half: 10-11 90.9% Game: 10-12 83.3%
Deadball Rebounds 0,1

Northwestern 70 • 12-9, 3-5 B1G

##	Player		Total FG-FGA	3-Ptr FG-FGA	FT-FTA	Rebounds Off	Def	Tot	PF	TP	A	TO	Blk	Stl	Min
04	Vic Law	f	5-12	3-7	5-7	0	5	5	2	18	2	1	0	1	35
44	Gavin Skelly	f	1-4	0-1	2-2	2	1	3	1	4	3	0	0	1	27
05	Dererk Pardon	c	6-9	0-0	0-1	3	1	4	2	12	3	0	1	0	33
20	Scottie Lindsey	g	6-16	1-6	0-0	3	2	5	4	13	2	1	0	1	30
30	Bryant McIntosh	g	5-16	0-4	0-1	0	4	4	0	10	4	3	0	0	34
11	Anthony Gaines		2-4	0-0	2-2	2	1	3	4	6	2	1	1	1	26
23	Jordan Ash		2-2	1-1	0-1	1	0	1	1	5	0	0	0	0	6
25	Barret Benson		1-2	0-0	0-0	2	0	2	2	2	0	0	0	1	6
35	Aaron Falzon		0-0	0-0	0-0	0	0	0	0	0	0	0	0	0	3
	Team					3	2	5				1			
	Totals		28-65	5-19	9-14	16	16	32	17	70	16	7	2	5	200

FG % 1st Half: 14-30 46.7% 2nd half: 14-35 40.0% Game: 28-65 43.1%
3FG % 1st Half: 2-10 20.0% 2nd half: 3-9 33.3% Game: 5-19 26.3%
FT % 1st Half: 3-6 50.0% 2nd half: 6-8 75.0% Game: 9-14 64.3%
Deadball Rebounds 6,1

Officials: Lewis Garrison, Eric Curry, Tom Eades
Technical fouls: Penn State-None. Northwestern-None.
Attendance: 6544

Score by periods	1st	2nd	Total
Penn State	35	26	61
Northwestern	33	37	70

Points	In Paint	Off T/O	2nd Chance	Fast Break	Bench
PSU	24	8	4	0	8
NU	40	14	17	0	13

Last FG - PSU 2nd-10:37, NU 2nd-03:26.
Largest lead - PSU by 9 1st-14:27, NU by 9 2nd-00:17.
PSU led for 30:41. NU led for 07:22. Game was tied for 01:57.
Score tied - 3 times.
Lead changed - 7 times.

Game 22
NU 77, Minnesota 69
Jan. 23, 2018 • Minneapolis, Minn.

Backed by a solid second-half effort and Vic Law's double-double, Northwestern picked up a 77-69 win at Minnesota to complete a season sweep over the Golden Gophers. Law totaled 18 points on the night and a career-high 13 rebounds, while matching his career best in assists with five dimes. Joining Law with a team-high 18 points was Bryant McIntosh. An 11-2 run early in the opening stanza helped the Wildcats jump out to a 13-7 lead. But Minnesota got off to a hot start offensively, knocking down 53.0-percent of their shots in the first half, including 6-of-10, three-pointers to jump ahead of the Wildcats. The #B1GCats continued to cut away at the lead as they held the Golden Gophers without a field goal for the final 2:45 of the first half. A dunk by Law and a jumper by McIntosh sent Northwestern into the break trailing, 40-34. The 'Cats clawed their way back in the second half, converting on 7-of-12 shots in the half's first 10 minutes. With 10:57 remaining, Law converted on a triple to give NU a 56-54 lead, its first lead of the half. Three consecutive baskets by Pardon, including back-to-back two-handed dunks underneath the hoop, gave the Wildcats a 61-59 lead. Following a three from Law, the lead proceeded to go back-and-forth midway through the second half as Pardon converted on a jumper to put NU up, 58-56. Then, with 7:37 remaining, McIntosh knocked down a jumper to give the Wildcats a 60-58 lead. Following the jumper from McIntosh, Northwestern never relinquished the lead. The Wildcats' defense held Minnesota to just five field goals in the final 10 minutes of the half, while NU converted on 7-of-8 field goals during the final 1:15 to ice the game.

OFFICIAL BASKETBALL BOX SCORE — Final
Northwestern vs Minnesota
Tue, Jan 23, 2018 8:00 PM Minneapolis, Minn. (Williams Arena)

Northwestern 13-9, 4-5

No Name		Total FG	FGA	3-Pt FG	FGA	FT	FTA	Rebounds OF	DF	TOT	PF	TP	A	TO	BLK	S	MIN
04 Law, Vic	f	6	11	1	3	5	6	1	12	13	2	18	5	3	2	1	35
44 Skelly, Gavin	f	1	2	0	0	1	1	3	2	5	3	3	1	1	0	0	15
05 Pardon, Dererk	c	5	7	0	0	0	1	5	3	8	3	10	2	1	3	0	29
20 Lindsey, Scottie	g	6	16	1	6	2	2	1	2	3	0	15	1	1	0	0	34
30 McIntosh, Bryant	g	7	13	2	6	2	4	0	1	1	2	18	3	1	0	1	32
35 Falzon, Aaron		0	0	0	0	8	9	0	2	2	0	8	2	0	1	2	21
25 Benson, Barret		1	2	0	0	0	0	0	1	1	4	2	0	1	1	2	11
11 Gaines, Anthony		0	2	0	0	0	0	0	2	2	2	0	1	2	0	0	15
23 Ash, Jordan		1	3	1	2	0	0	0	0	0	1	3	0	0	0	0	8
Team								1	1	2		0		0			
Totals		27	56	5	17	18	23	11	26	37	17	77	15	10	7	6	200

Total FG%	1st Half: 13-30 (43.3)	2nd: 14-26 (53.8)	Game: 27-56 (48.2)	Deadball
3 PT FG%	1st Half: 4-12 (33.3)	2nd: 1-5 (20.0)	Game: 5-17 (29.4)	Rebounds
FT%	1st Half: 4-5 (80.0)	2nd: 14-18 (77.8)	Game: 18-23 (78.3)	3

Minnesota 14-9, 3-7

No Name		Total FG	FGA	3-Pt FG	FGA	FT	FTA	Rebounds OF	DF	TOT	PF	TP	A	TO	BLK	S	MIN
05 Coffey, Amir (0:32)	g	7	13	1	2	0	3	1	3	4	5	15	2	5	0	1	32
20 Fitzgerald, Davonte	f	1	3	1	3	0	0	0	1	1	2	3	1	0	0	1	24
03 Murphy, Jordan	f	4	8	0	0	2	3	5	4	9	2	10	1	3	1	0	35
01 McBrayer, Dupree	g	4	11	2	7	1	2	1	4	5	3	11	5	3	0	2	33
02 Mason, Nate	g	7	14	4	8	7	8	1	2	3	1	25	9	0	0	3	40
04 Harris, Jamir		1	6	0	3	0	0	0	2	2	1	2	0	0	0	1	17
11 Washington, Isaiah		1	3	1	1	0	0	0	1	1	0	3	1	0	0	0	6
21 Konate, Bakary		0	0	0	0	0	0	1	0	1	0	0	0	0	0	0	5
42 Hurt, Michael		0	1	0	0	0	0	1	2	3	1	0	0	0	0	0	8
Team								3	1	4		0		0			
Totals		25	59	9	24	10	16	13	20	33	15	69	19	11	1	8	200

Total FG%	1st Half: 16-30 (53.3)	2nd: 9-29 (31.0)	Game: 25-59 (42.4)	Deadball
3 PT FG%	1st Half: 6-10 (60.0)	2nd: 3-14 (21.4)	Game: 9-24 (37.5)	Rebounds
FT%	1st Half: 2-4 (50.0)	2nd: 8-12 (66.7)	Game: 10-16 (62.5)	1

Officials: D.J. Carstensen, Terry Oglesby, Steve McJunkins
Technicals: Northwestern -None Minnesota -None
Attendance: 11,302

Scoring By Periods	1	2	Total
Northwestern	34	43	77
Minnesota	40	29	69

Other Stats	MINN	NU
Biggest Lead (first time - number of times)	10 (P-1 7:25 - 2)	8 (P-2 0:32 - 1)
Shots In The Paint	14/27 = 28 Pts	17/29 = 34 Pts
Points Off Turnovers	11	14
Points Of Offensive Rebounds	13	7
Fast Break Points	8	8
1st Shot of Bonus FT	2/3	2/2
Longest FG Drought (Period-Times)	4:18 (P-2 12:54-8:36)	3:37 (P-1 8:23-4:46)
Bench Points	5	13

Number Of Ties	4
Number Of Lead Changes	7
MINN Time Led	24:19
NU Time Led	12:59
Time Tied	2:42

VS Basketball - Licensed to: University of Minnesota

Game 23
#24/25 Michigan 58, NU 47
Jan. 29, 2018 • Ann Arbor, Mich.

Playing in its second of three straight games on the road, Northwestern fell to No. 24/25 Michigan, 58-47, at Crisler Center. A fast start gave the Wildcats an early lead, however despite a strong defensive performance throughout the game, the 'Cats were unable to overcome a slew of turnovers and a poor shooting performance from the field. Scottie Lindsey led all players with 15 points. Northwestern wasted no time getting going as it jumped out to a 14-5 lead in the game's first seven minutes. The #B1GCats saw a balanced scoring effort as their first six baskets came from six different players. Leading, 14-9, with 7:50 remaining in the first half, Lindsey continued his hot start by knocking down a corner three-pointer and then, on the ensuing possession, finishing a two-handed slam with authority to extend the 'Cats' lead to 19-11. Michigan closed the half on a 10-0 run to head into the locker room with a 21-19 lead. The Wolverines caught fire from behind the arc to open up the second half, converting on three of their first four looks from deep to open their lead up to as many as eight in the first four minutes of the second half. However, Northwestern battled back with three consecutive baskets from Gavin Skelly, Bryant McIntosh and Vic Law to cap off a 6-0 run and the trim the deficit to 32-30 with 14:33 to go in the half. The Wildcats continued going toe-to-toe with the Wolverines in scoring midway through the half, as back-to-back threes from Lindsey and Aaron Falzon cut the score to 41-38 in favor of Michigan. Trailing by seven with under eight minutes to play, Northwestern's defense was able to string together multiple stops, but struggled to get shots to fall on the other end.

Official Basketball Box Score -- Game Totals -- Final Statistics
Northwestern vs Michigan
01/29/18 7:00 PM at Crisler Center, Ann Arbor, MI

Northwestern 47 • 13-10 (4-6)

##	Player		Total FG-FGA	3-Ptr FG-FGA	FT-FTA	Rebounds Off	Def	Tot	PF	TP	A	TO	Blk	Stl	Min
04	Law, Vic	f	2-8	0-5	2-2	0	7	7	3	6	1	3	1	1	28
44	Skelly, Gavin	f	2-4	0-0	1-1	1	5	6	2	5	0	1	0	1	24
05	Pardon, Dererk	c	4-7	0-0	1-3	4	3	7	2	9	0	4	0	0	35
20	Lindsey, Scottie	g	5-11	2-5	3-3	0	2	2	4	15	1	3	0	0	37
30	McIntosh, Bryant	g	3-10	0-2	0-1	0	3	3	4	6	5	3	0	0	35
11	Gaines, Anthony		0-0	0-0	0-0	0	2	2	0	0	0	1	0	0	10
23	Ash, Jordan		0-1	0-1	0-0	0	1	1	3	0	0	1	0	0	12
25	Benson, Barret		0-0	0-0	0-0	0	1	1	2	0	0	0	0	0	5
35	Falzon, Aaron		2-6	2-3	0-0	0	2	2	0	6	0	0	0	0	14
	Team					2	1	3							
	Totals		18-47	4-16	7-10	7	27	34	20	47	7	16	1	2	200

FG % 1st Half: 8-24	33.3%	2nd half: 10-23	43.5%	Game: 18-47	38.3%	Deadball
3FG % 1st Half: 2-7	28.6%	2nd half: 2-9	22.2%	Game: 4-16	25.0%	Rebounds
FT % 1st Half: 1-1	100.0	2nd half: 6-9	66.7%	Game: 7-10	70.0%	1

Michigan 58 • 18-6 (7-4)

##	Player		Total FG-FGA	3-Ptr FG-FGA	FT-FTA	Rebounds Off	Def	Tot	PF	TP	A	TO	Blk	Stl	Min
04	Livers, Isaiah	f	1-1	1-1	0-0	0	0	0	0	3	0	0	0	0	14
13	Wagner, Moritz	f	3-7	1-3	1-3	1	7	8	4	8	0	2	0	2	28
01	Matthews, Charles	g	6-11	2-3	0-0	0	7	7	3	14	0	2	0	3	26
03	Simpson, Zavier	g	1-4	0-2	2-4	0	1	1	1	4	3	1	0	0	27
12	Abdur-Rahkman, M-A	g	3-6	1-4	4-4	1	3	4	1	11	3	0	0	0	38
02	Poole, Jordan		3-10	2-6	0-0	0	2	2	1	8	3	0	1	1	24
15	Teske, Jon		1-2	0-0	0-0	1	4	5	1	2	0	0	0	1	11
22	Robinson, Duncan		3-9	0-6	2-2	0	0	0	1	8	3	0	0	1	27
55	Brooks, Eli		0-0	0-0	0-1	1	0	1	1	0	1	0	0	0	5
	Team					0	0	0							
	Totals		21-50	7-25	9-14	4	24	28	13	58	13	5	1	8	200

FG % 1st Half: 9-25	36.0%	2nd half: 12-25	48.0%	Game: 21-50	42.0%	Deadball
3FG % 1st Half: 3-15	20.0%	2nd half: 4-10	40.0%	Game: 7-25	28.0%	Rebounds
FT % 1st Half: 0-2	0.0%	2nd half: 9-12	75.0%	Game: 9-14	64.3%	3

Officials: Bo Boroski, Lamont Simpson, Pat Driscoll
Technical fouls: Northwestern-None. Michigan-None.
Attendance: 10879
Game Duration 1:57

Score by periods	1st	2nd	Total
Northwestern	19	28	**47**
Michigan	21	37	**58**

Points	In Paint	Off T/O	2nd Chance	Fast Break	Bench
NU	22	2	2	0	6
MICH	20	16	5	8	18

Last FG - NU 2nd-01:38, MICH 2nd-04:45.
Largest lead - NU by 9 1st-13:02, MICH by 11 2nd-01:49.
NU led for 17:24. MICH led for 21:54. Game was tied for 00:42.

Score tied - 0 times.
Lead changed - 1 time.

Game 24
NU 60, Wisconsin 52
Feb. 1, 2018 • Madison, Wis.

A red-hot start to the game along with a solid defensive performance helped propel the Northwestern to a 60-52 win over Wisconsin at Kohl Center. Northwestern has now won back-to-back games at the Kohl Center and three of its last four games at Wisconsin's home venue. Dererk Pardon posted a game-high 17 points on a perfect 8-of-8 shooting from the field. Meanwhile, Scottie Lindsey finished with 14 points and Vic Law added nine points along with a team-high 8 rebounds. The #B1GCats got off to a blazing start, converting on six of their first seven shots from the field to jump out to a 14-1 lead before the first media timeout. Northwestern held an early 5-0 lead before proceeding to knock down seven consecutive shots to extend their lead to 18-1 with 14:29 to go in the half. The Wildcats' defense also started off on the right foot as they forced four turnovers in the first four minutes and held the Badgers' without a field goal for the first 6:22 of the game. Wisconsin trimmed Northwestern's lead to eight with 11:23 remaining in the first half, but the 'Cats responded by hitting shots on four consecutive possessions and opening their lead back up to 28-13. Northwestern carried a 37-26 lead into halftime. The scoring slowed down in the second half as both teams had shooting struggles throughout much of the period. As a team, the Badgers shot just 10-of-34 in the half, while the Wildcats cooled off significantly from their first half numbers, shooting 27.8-percent. Wisconsin cut the lead to as few as five points, however, the Wildcats converted on 8-of-8 free throws during the last minute to put the game out of reach.

Official Basketball Box Score -- Game Totals -- Final Statistics
Northwestern vs Wisconsin
02/01/18 7:30 PM at Kohl Center, Madison, Wis.

Northwestern 60 • 14-10, 5-6

##	Player		Total FG-FGA	3-Ptr FG-FGA	FT-FTA	Rebounds Off	Def	Tot	PF	TP	A	TO	Blk	Stl	Min
04	Vic Law	f	4-7	1-1	0-0	0	8	8	3	9	2	1	1	1	36
44	Gavin Skelly	f	3-4	1-2	1-2	0	5	5	4	8	1	1	0	2	22
05	Dererk Pardon	c	8-8	0-0	1-2	2	2	4	1	17	1	0	3	0	38
20	Scottie Lindsey	g	4-12	2-5	4-4	1	3	4	1	14	1	2	0	0	36
30	Bryant McIntosh	g	2-8	0-1	6-6	0	1	1	2	10	4	7	0	1	32
11	Anthony Gaines		0-1	0-1	0-0	0	3	3	1	0	0	1	0	0	8
23	Jordan Ash		0-0	0-0	0-0	0	0	0	0	0	0	1	0	1	8
25	Barret Benson		0-0	0-0	0-0	0	1	1	0	0	0	0	0	0	2
35	Aaron Falzon		0-2	0-1	2-3	2	0	2	2	2	0	0	0	0	18
	Team					1	1	2				1			
	Totals		21-42	4-11	14-17	6	24	30	14	60	9	14	4	5	200

FG % 1st Half: 16-24	66.7%	2nd half: 5-18	27.8%	Game: 21-42	50.0%	Deadball
3FG % 1st Half: 4-7	57.1%	2nd half: 0-4	0.0%	Game: 4-11	36.4%	Rebounds
FT % 1st Half: 1-2	50.0%	2nd half: 13-15	86.7%	Game: 14-17	82.4%	1,1

Wisconsin 52 • 10-14, 3-8

##	Player		Total FG-FGA	3-Ptr FG-FGA	FT-FTA	Rebounds Off	Def	Tot	PF	TP	A	TO	Blk	Stl	Min
21	Iverson, Khalil	f	5-8	0-0	5-6	4	5	9	0	15	2	2	2	3	35
22	Happ, Ethan	f	6-13	0-0	2-4	2	3	5	3	14	4	4	1	2	31
35	Reuvers, Nate	f	0-3	0-0	0-0	0	1	1	2	0	0	0	0	0	13
01	Pritzl, Brevin	g	0-11	0-9	0-0	2	2	4	2	0	2	0	0	1	35
34	Davison, Brad	g	4-13	3-8	0-0	0	1	1	4	11	2	1	0	1	38
02	Ford, Aleem		4-7	4-6	0-0	3	2	5	1	12	0	2	0	0	31
05	Moesch, Aaron		0-0	0-0	0-0	0	0	0	1	0	0	0	0	0	0+
20	Schlundt, T.J.		0-2	0-2	0-0	0	1	1	0	0	1	0	0	0	12
25	Illikainen, Alex		0-1	0-1	0-0	0	1	1	0	0	0	1	0	0	5
	Team					3	1	4				1			
	Totals		19-58	7-26	7-10	14	17	31	13	52	11	11	3	7	200

FG % 1st Half: 9-24	37.5%	2nd half: 10-34	29.4%	Game: 19-58	32.8%	Deadball
3FG % 1st Half: 4-11	36.4%	2nd half: 3-15	20.0%	Game: 7-26	26.9%	Rebounds
FT % 1st Half: 4-5	80.0%	2nd half: 3-5	60.0%	Game: 7-10	70.0%	3

Officials: Terry Wymer, Terry Oglesby, Donnie Eppley
Technical fouls: Northwestern-None. Wisconsin-None.
Attendance: 17287

Score by periods	1st	2nd	Total
Northwestern	37	23	**60**
Wisconsin	26	26	**52**

Points	In Paint	Off T/O	2nd Chance	Fast Break	Bench
NU	28	9	4	2	2
WIS	24	10	10	2	12

Last FG - NU 2nd-04:48, WIS 2nd-00:07.
Largest lead - NU by 17 1st-14:29, WIS None.
NU led for 39:44. WIS led for 00:00. Game was tied for 00:16.

Score tied - 0 times.
Lead changed - 0 times.

Game 25
NU 61, #20/20 Michigan 52
Feb. 6, 2018 • Rosemont, Ill.

Northwestern earned a statement win over No. 20 Michigan, 61-52, at Allstate Arena behind a backcourt explosion from Bryant McIntosh and Scottie Lindsey. The two senior guards combined for 43 of the team's 61 points, with McIntosh dropping a season-high 24. Lindsey added 19 points and seven rebounds and sank four 3-pointers. The defense spurred the Wildcats forward in the second half, and held the Wolverines without a field goal from 12:15 to 2:46. The 52-point output on the game was tied for the lowest of the season for Michigan. Michigan came out of the gate strong and jumped out to a 10-1 lead. The 'Cats roared back behind two three pointers from Lindsey to cut it to 19-17. Northwestern kept battling to keep the score close and Lindsey's third three-pointer just before the half made it a three-point game at 32-29. The 'Cats took their first lead of the game came at 35-33 when Vic Law drained a left-wing three late in the shot clock on a crosscourt feed from McIntosh. Dererk Pardon sent two Wolverines flying out of bounds with a pump fake on the next possession down, and finished his easy lay-up. The two plays were part of a 10-2 run that flipped the score to 39-35 in Northwestern's favor. Bryant McIntosh took over the end of the game to put Michigan away, scoring 12 of his 24 points in the last ten minutes. The senior shot 5-of-6 from the field and 2-of-2 from the line to shut down any hope of a Michigan comeback, including scoring on a layup as the shot clock was about to expire with 1:25 remaining, stretching the NU lead from four to six.

Official Basketball Box Score -- Game Totals -- Final Statistics
Michigan vs Northwestern
02/06/18 6:00 p.m. at Rosemont, Ill. (Allstate Arena)

Michigan 52 • 19-7, 8-5 B1G

##	Player		Total FG-FGA	3-Ptr FG-FGA	FT-FTA	Rebounds Off	Def	Tot	PF	TP	A	TO	Blk	Stl	Min
04	Livers, Isaiah	f	1-2	0-0	0-0	0	0	0	1	2	0	0	0	1	2
13	Wagner, Moritz	f	7-10	1-4	5-8	2	7	9	1	20	2	1	1	1	36
01	Matthews, Charles	g	2-7	1-3	0-0	2	1	3	4	5	0	3	0	0	26
03	Simpson, Zavier	g	2-6	0-4	2-3	0	3	3	2	6	5	1	0	0	37
12	Abdur-Rahkman, M-A	g	3-7	1-2	4-6	0	3	3	3	11	2	1	0	1	37
02	Poole, Jordan		1-6	1-5	2-2	0	3	3	4	5	2	1	1	0	18
15	Teske, Jon		0-0	0-0	0-0	0	0	0	1	0	0	0	0	0	4
22	Robinson, Duncan		1-6	1-4	0-0	1	5	6	2	3	2	0	0	1	36
23	Watson, Ibi		0-0	0-0	0-0	0	0	0	0	0	0	0	0	0	1
55	Brooks, Eli		0-0	0-0	0-0	0	0	0	0	0	0	1	0	0	3
	Team					0	0	0				1			
	Totals		17-44	5-22	13-19	5	22	27	18	52	13	9	2	4	200

FG % 1st Half: 12-24 50.0% 2nd half: 5-20 25.0% Game: 17-44 38.6%
3FG % 1st Half: 4-12 33.3% 2nd half: 1-10 10.0% Game: 5-22 22.7%
FT % 1st Half: 4-5 80.0% 2nd half: 9-14 64.3% Game: 13-19 68.4%
Deadball Rebounds 3,3

Northwestern 61 • 15-10, 6-6 B1G

##	Player		Total FG-FGA	3-Ptr FG-FGA	FT-FTA	Rebounds Off	Def	Tot	PF	TP	A	TO	Blk	Stl	Min
04	Vic Law	f	2-10	1-8	2-2	1	6	7	2	7	1	3	0	2	36
44	Gavin Skelly	f	1-6	0-3	0-0	0	9	9	2	2	1	2	0	1	31
05	Dererk Pardon	c	2-5	0-0	1-2	1	0	1	4	5	1	0	2	0	28
20	Scottie Lindsey	g	6-13	4-6	3-4	1	6	7	3	19	1	0	0	1	36
30	Bryant McIntosh	g	8-11	3-3	5-7	2	1	3	3	24	5	1	0	0	35
11	Anthony Gaines		0-2	0-2	0-0	0	1	1	0	0	0	0	0	0	4
23	Jordan Ash		1-2	0-0	0-0	0	1	1	0	2	1	0	0	0	9
25	Barret Benson		0-0	0-0	2-2	1	0	1	2	2	1	0	0	0	11
35	Aaron Falzon		0-1	0-1	0-0	0	1	1	0	0	1	0	0	0	10
	Team					1	0	1							
	Totals		20-50	8-23	13-17	7	25	32	16	61	12	6	2	4	200

FG % 1st Half: 10-28 35.7% 2nd half: 10-22 45.5% Game: 20-50 40.0%
3FG % 1st Half: 4-15 26.7% 2nd half: 4-8 50.0% Game: 8-23 34.8%
FT % 1st Half: 5-7 71.4% 2nd half: 8-10 80.0% Game: 13-17 76.5%
Deadball Rebounds 2

Officials: D.J. Carstensen, Gene Steratore, John Gaffney
Technical fouls: Michigan-None. Northwestern-None.
Attendance: 7457

Score by periods	1st	2nd	Total
Michigan	32	20	**52**
Northwestern	29	32	**61**

Points	In Paint	Off T/O	2nd Chance	Fast Break	Bench
MICH	20	7	4	6	8
NU	22	11	8	5	4

Last FG - MICH 2nd-02:01, NU 2nd-01:25.
Largest lead - MICH by 10 1st-15:26, NU by 10 2nd-03:43.
MICH led for 21:17. NU led for 17:12. Game was tied for 01:05.

Score tied - 0 times.
Lead changed - 1 time.

Game 26
Maryland 73, NU 57
Feb. 10, 2018 • College Park, Md.

Northwestern's momentum came to a halt against Maryland in a 73-57 defeat at the Xfinity Center. Scottie Lindsey followed up his 19-point outburst against No. 20 Michigan by answering the call again to the tune of a team-high 20 points. Lindsey sank four threes in back-to-back games for the first time in his career. Dererk Pardon added 12 points and eight rebounds. Kevin Huerter led a balanced effort for the Terps with 22 points. Maryland came out of the gate strong at the Xfinity Center, but Northwestern kept pace thanks to threes from Vic Law and Gavin Skelly. Huerter started the game hot, sinking his first four attempts from the field as the Terrapins opened up a 19-8 lead. The Terps had it going from beyond the arc early, knocking down seven of their first ten triples to push the lead to 32-16. The 'Cats pushed back with a 6-0 run from Lindsey to force Mark Turgeon into a timeout. As they did against the Wolverines on Tuesday, the Wildcats kept battling to claw back into the game, this time with a 13-2 run to cut the deficit to 36-29 at the break. Lindsey erupted for 15 points in the first half, including a monster putback slam and a tough fadeaway three late in the shot clock to keep the 'Cats within striking distance. Maryland responded with a 7-0 run of its own to start the second half to make it 43-29. Aaron Falzon threw a counterpunch for Northwestern with two makes from downtown to bring it to 47-39. The 'Cats continued to lurk at an arm's length. Bryant McIntosh threw an alley-oop from 30 feet away for Law to slam home, and the hosts' lead shrunk to eight. The Terrapins finally pulled away down the stretch with 11-1 run that proved to seal the win.

Official Basketball Box Score -- Game Totals -- Final Statistics
Northwestern vs Maryland
02/10/18 12:00 pm at College Park, Md.

Northwestern 57 • 15-11 (6-7)

##	Player		Total FG-FGA	3-Ptr FG-FGA	FT-FTA	Rebounds Off	Def	Tot	PF	TP	A	TO	Blk	Stl	Min
04	Vic Law	f	3-9	2-4	0-0	2	3	5	0	8	3	1	0	2	36
05	Dererk Pardon	c	4-9	0-0	4-7	5	3	8	3	12	0	4	0	2	34
20	Scottie Lindsey	g	8-20	4-10	0-0	2	3	5	2	20	3	2	0	0	34
30	Bryant McIntosh	g	0-5	0-2	0-0	0	1	1	3	0	1	3	0	0	28
44	Gavin Skelly	g	2-7	1-3	0-0	0	2	2	4	5	0	0	0	1	23
11	Anthony Gaines		0-1	0-1	4-4	1	3	4	2	4	0	3	0	0	17
12	Isiah Brown		0-2	0-1	0-0	0	0	0	1	0	0	0	0	0	3
25	Barret Benson		0-0	0-0	0-0	0	1	1	0	0	0	0	0	0	7
33	Tino Malnati		0-0	0-0	0-0	0	0	0	0	0	0	0	1	0	1
35	Aaron Falzon		2-4	2-3	2-2	0	0	0	1	8	0	0	0	0	17
	Team					4	2	6							
	Totals		19-57	9-24	10-13	14	18	32	16	57	7	13	1	5	200

FG % 1st Half: 11-31 35.5% 2nd half: 8-26 30.8% Game: 19-57 33.3%
3FG % 1st Half: 5-12 41.7% 2nd half: 4-12 33.3% Game: 9-24 37.5%
FT % 1st Half: 2-2 100.0 2nd half: 8-11 72.7% Game: 10-13 76.9%
Deadball Rebounds 2

Maryland 73 • 17-10 (6-8)

##	Player		Total FG-FGA	3-Ptr FG-FGA	FT-FTA	Rebounds Off	Def	Tot	PF	TP	A	TO	Blk	Stl	Min
23	Bruno Fernando	f	0-2	0-0	2-2	1	2	3	4	2	0	1	3	0	25
01	Anthony Cowan	g	6-13	3-8	1-2	0	7	7	2	16	4	3	2	2	40
04	Kevin Huerter	g	7-12	3-7	5-5	1	3	4	0	22	5	2	1	3	38
05	Dion Wiley	g	4-7	2-4	0-0	0	5	5	1	10	4	1	0	0	26
10	Darryl Morsell	g	7-10	0-0	0-0	4	5	9	1	14	3	4	0	1	36
11	Jared Nickens		1-4	1-2	2-2	0	1	1	0	5	0	1	0	0	17
15	Michal Cekovsky		2-3	0-0	0-0	0	0	0	3	4	0	0	1	0	15
33	Joshua Tomaic		0-0	0-0	0-0	0	0	0	1	0	0	0	0	0	3
	Team					1	2	3							
	Totals		27-51	9-21	10-11	7	25	32	12	73	16	12	7	6	200

FG % 1st Half: 13-25 52.0% 2nd half: 14-26 53.8% Game: 27-51 52.9%
3FG % 1st Half: 7-14 50.0% 2nd half: 2-7 28.6% Game: 9-21 42.9%
FT % 1st Half: 3-3 100.0 2nd half: 7-8 87.5% Game: 10-11 90.9%
Deadball Rebounds 0

Officials: Larry Scirotto, Tom Eades, Donnie Eppley
Technical fouls: Northwestern-None. Maryland-None.
Attendance: 16164

Score by periods	1st	2nd	Total
Northwestern	29	28	**57**
Maryland	36	37	**73**

Points	In Paint	Off T/O	2nd Chance	Fast Break	Bench
NU	16	14	7	7	12
UMD	30	14	8	8	9

Last FG - NU 2nd-01:51, UMD 2nd-01:20.
Largest lead - NU None, UMD by 21 2nd-03:45.
NU led for 00:00. UMD led for 39:44. Game was tied for 00:16.

Score tied - 0 times.
Lead changed - 0 times.

Game 27
Rutgers 67, NU 58 (OT)
Feb. 13, 2018 • Piscataway, N.J.

Northwestern led for nearly the entire game at Rutgers, but the Scarlet Knights hit a late game-tying three-pointer to send the contest into overtime where the Wildcats fell, 67-58. Senior Scottie Lindsey dropped a team-high 19 points for his third straight game with 19-or-more. Junior Dererk Pardon recorded his fourth double-double of the season with 12 points on 6-of-7 shooting and 13 rebounds. Pardon had six of the game's first 10 points and almost ended the first half with a double-double, tallying 10 points and eight rebounds. Aaron Falzon had one of his best halves on the season, posting eight points without a missed field goal. His eight points all came in a 14-4 run in the first half that pushed the Wildcats to a 28-16 lead with just over six minutes in the period. Vic Law nailed a triple with under two minutes to go before Pardon dream-shaked his defender out of the way and hit a lay-up to give the 'Cats an 11-point lead at 33-22. Rutgers started the second frame with a 6-0 run, but Lindsey took over the ballgame after another Pardon bucket, scoring the next nine Northwestern points, all from behind the arc, with the third triple make extending the lead to 44-33. Despite two more layups from Lindsey, Corey Sanders willed his team back within one at 51-50. First-year Anthony Gaines sank a crucial three to extend the lead to 56-50 with under a minute to play but Rutgers sprung back to life once more with six more points from Sanders in the last minute including a game-tying three with six seconds to go. Skelly scored the first two points in overtime, but that would be all the Wildcats mustered. Rutgers closed out the game with the last 11 points and walked away with the win.

Northwestern 58 • 15-12, 6-8

##	Player		Total FG-FGA	3-Ptr FG-FGA	FT-FTA	Rebounds Off	Def	Tot	PF	TP	A	TO	Blk	Stl	Min
04	Vic Law	f	2-7	1-3	2-4	1	4	5	3	7	1	2	0	0	42
44	Gavin Skelly	f	2-9	0-4	0-0	2	1	3	3	4	1	0	0	0	25
05	Dererk Pardon	c	6-7	0-0	0-0	6	7	13	1	12	0	1	4	0	41
20	Scottie Lindsey	g	7-20	3-8	2-3	0	4	4	2	19	3	4	0	0	38
30	Bryant McIntosh	g	1-5	0-2	0-0	0	1	1	1	2	5	2	0	0	14
11	Anthony Gaines		2-3	1-1	1-2	0	2	2	3	6	1	0	1	1	30
12	Isiah Brown		0-1	0-0	0-0	0	0	0	1	0	0	2	0	1	9
25	Barret Benson		0-1	0-0	0-0	0	2	2	0	0	1	0	0	0	4
35	Aaron Falzon		3-8	2-5	0-0	2	0	2	4	8	1	1	1	0	22
	Team					2	3	5							
	Totals		23-61	7-23	5-9	13	24	37	18	58	13	12	6	2	225

FG % 1st Half: 15-27 55.6% 2nd half: 7-26 26.9% OT: 1-8 12.5% Game: 23-61 37.7%
3FG % 1st Half: 3-7 42.9% 2nd half: 4-12 33.3% OT: 0-4 0.0% Game: 7-23 30.4%
FT % 1st Half: 0-2 0.0% 2nd half: 5-7 71.4% OT: 0-0 0.0% Game: 5-9 55.6%
Deadball Rebounds 2

Rutgers 67 • 13-15, 3-12

##	Player		Total FG-FGA	3-Ptr FG-FGA	FT-FTA	Rebounds Off	Def	Tot	PF	TP	A	TO	Blk	Stl	Min
11	Omoruyi, Eugene	f	3-6	0-0	2-5	4	6	10	2	8	3	2	1	3	39
21	Doucoure, Mamadou	f	1-6	0-0	0-0	1	0	1	1	2	0	0	0	0	10
00	Baker, Geo	g	1-11	1-6	0-0	0	1	1	2	3	2	0	1	0	38
03	Sanders, Corey	g	11-22	2-4	6-7	1	5	6	1	30	4	2	0	0	41
35	Thiam, Issa	q	3-7	2-6	2-2	1	7	8	2	10	0	0	1	2	36
01	Sa, Candido		1-1	0-0	0-0	3	5	8	3	2	2	1	0	1	25
02	Doorson, Shaquille		0-0	0-0	2-2	1	1	2	0	2	0	0	2	1	16
05	Williams, Mike		3-6	0-3	2-2	0	2	2	1	8	0	3	0	0	18
44	Mensah, Souf		1-1	0-0	0-0	0	0	0	0	2	0	0	0	1	2
	Team					3	0	3							
	Totals		24-60	5-19	14-18	14	27	41	12	67	11	8	5	8	225

FG % 1st Half: 10-28 35.7% 2nd half: 11-27 40.7% OT: 3-5 60.0% Game: 24-60 40.0%
3FG % 1st Half: 2-9 22.2% 2nd half: 2-9 22.2% OT: 1-1 100.0 Game: 5-19 26.3%
FT % 1st Half: 2-5 40.0% 2nd half: 8-9 88.9% OT: 4-4 100.0 Game: 14-18 77.8%
Deadball Rebounds 2

Officials: Paul Szelc, D.J. Carstensen, Bill Ek
Technical fouls: Northwestern-None. Rutgers-None.
Attendance: 3827

Score by periods	1st	2nd	OT	Total
Northwestern	33	23	2	**58**
Rutgers	24	32	11	**67**

Points	In Paint	Off T/O	2nd Chance	Fast Break	Bench
NU	26	4	13	4	14
RUTGER	26	14	20	6	14

Last FG - NU OT-04:34, RUTGERS OT-01:18.
Largest lead - NU by 12 1st-06:11, RUTGERS by 9 OT-00:35.
NU led for 39:11. RUTGERS led for 02:15. Game was tied for 03:34.

Score tied - 4 times.
Lead changed - 1 time.

Game 28
#2/1 Michigan State 65, NU 60
Feb. 17, 2018 • Rosemont, Ill.

Northwestern rocketed out from the opening whistle against No. 2 Michigan State at Allstate Arena, building a massive first-half lead before the Spartans roared back themselves in the second half to just edge the Wildcats, 65-60. Vic Law finished with a game-high 21 points for NU. The 'Cats got off to a quick start as a jumper from Law made it 17-6 at the 11:50 mark, increasing his total to 10 points in the first eight minutes of action. A 3-pointer in transition made it 20-6 shortly after, and the Spartans were forced to call a timeout. The pause had little effect on the flow of the game, as a 10-2 run by the hosts increased the lead to 22 points. Anthony Gaines hit back-to-back layups before Law and Gavin Skelly each added a triple in the stretch. NU led 49-27 at the intermission on the back of 8-of-13 shooting from behind the arc. The Wildcats shot 60 percent from the floor in the first 20 minutes and recorded assists on 12 of their 18 made field goals. Michigan State came out firing on all cylinders in the second half, ripping off a 19-4 run to cut the lead to seven points with ten minutes remaining. After a Northwestern timeout, the Spartans scored another seven straight to tie the contest at 53 apiece. A layup-and-1 from Jaren Jackson Jr. put MSU ahead for the first time with 5:26 remaining. A dunk from Pardon a minute later gave the 'Cats just their second field goal of the half, as the game was a two-point affair with three minutes to play. After multiple misses on either end, Miles Bridges went to the line with 42 seconds on the clock. The Spartan knocked down both to stretch his team's lead to four points. MSU's lead was six before Law hit a triple with 11. 7 seconds to go, but Bridges hit a pair from the charity stripe to seal it for the Spartans.

Official Basketball Box Score -- Game Totals -- Final Statistics
Michigan State vs Northwestern
02/17/18 1:14 p.m. at Rosemont, Ill. (Allstate Arena)

Michigan State 65 • 26-3, 14-2 B1G

##	Player		Total FG-FGA	3-Ptr FG-FGA	FT-FTA	Rebounds Off	Def	Tot	PF	TP	A	TO	Blk	Stl	Min
02	Jr,Jaren Jackson	f	5-9	0-1	1-2	0	0	0	3	11	0	1	0	0	14
44	Ward,Nick	f	3-8	0-0	9-11	5	5	10	3	15	1	1	0	0	27
01	Langford,Joshua	g	3-10	2-4	0-0	1	3	4	1	8	5	1	0	0	38
05	Winston,Cassius	g	5-8	4-6	3-4	0	9	9	2	17	7	2	0	1	34
22	Bridges,Miles	g	2-6	0-3	4-4	0	3	3	4	8	0	4	0	0	23
11	Jr,Lourawls Nairn		0-1	0-0	0-0	0	0	0	0	0	1	0	0	0	6
13	Carter,Ben		0-0	0-0	0-0	0	0	0	1	0	1	0	0	0	2
20	McQuaid,Matt		2-4	2-4	0-0	0	0	0	0	6	0	0	0	1	26
23	Tillman,Xavier		0-0	0-0	0-0	0	2	2	1	0	1	1	0	0	4
25	Goins,Kenny		0-0	0-0	0-0	0	3	3	1	0	0	1	0	1	23
34	Schilling,Gavin		0-0	0-0	0-0	0	0	0	0	0	0	0	0	0	3
	Team					2	2	4				1			
	Totals		20-46	8-18	17-21	8	27	35	16	65	16	12	0	3	200

FG % 1st Half: 8-24 33.3% 2nd half: 12-22 54.5% Game: 20-46 43.5%
3FG % 1st Half: 3-9 33.3% 2nd half: 5-9 55.6% Game: 8-18 44.4%
FT % 1st Half: 8-10 80.0% 2nd half: 9-11 81.8% Game: 17-21 81.0%
Deadball Rebounds 3,1

Northwestern 60 • 15-13, 6-9 B1G

##	Player		Total FG-FGA	3-Ptr FG-FGA	FT-FTA	Rebounds Off	Def	Tot	PF	TP	A	TO	Blk	Stl	Min
04	Vic Law	f	7-17	5-11	2-2	0	3	3	2	21	5	3	1	1	40
44	Gavin Skelly	f	3-8	2-4	3-3	0	2	2	5	11	0	0	1	0	23
05	Dererk Pardon	c	3-4	0-0	2-3	4	2	6	4	8	1	1	0	2	24
11	Anthony Gaines	g	4-9	0-0	2-2	3	2	5	3	10	4	0	0	0	37
20	Scottie Lindsey	g	2-7	2-5	0-0	0	5	5	2	6	2	1	0	1	31
12	Isiah Brown		2-5	0-0	0-0	1	1	2	2	4	0	1	0	0	12
25	Barret Benson		0-1	0-0	0-0	0	0	0	4	0	2	0	0	0	13
35	Aaron Falzon		0-5	0-3	0-0	0	3	3	0	0	0	0	0	0	20
	Team					0	0	0				1			
	Totals		21-56	9-23	9-10	8	18	26	22	60	14	7	2	4	200

FG % 1st Half: 18-30 60.0% 2nd half: 3-26 11.5% Game: 21-56 37.5%
3FG % 1st Half: 8-13 61.5% 2nd half: 1-10 10.0% Game: 9-23 39.1%
FT % 1st Half: 5-5 100.0 2nd half: 4-5 80.0% Game: 9-10 90.0%
Deadball Rebounds 0,1

Officials: Terry Oglesby, Gene Steratore, Kelly Pfeifer
Technical fouls: Michigan State-None. Northwestern-None.
Attendance: 12114

Score by periods	1st	2nd	Total
Michigan State	27	38	**65**
Northwestern	49	11	**60**

Points	In Paint	Off T/O	2nd Chance	Fast Break	Bench
MSU	16	12	6	3	6
NU	18	12	5	7	4

Last FG - MSU 2nd-04:55, NU 2nd-00:11.
Largest lead - MSU by 6 2nd-00:25, NU by 27 1st-04:18.
MSU led for 05:26. NU led for 30:59. Game was tied for 03:35.

Score tied - 1 time.
Lead changed - 1 time.

Game 29
Maryland 71, NU 64
Feb. 19, 2018 • Rosemont, Ill.

Maryland used a second-half rally to defeat Northwestern 71-64 at Allstate Arena. Scottie Lindsey led the Wildcats in scoring with 15 points. Northwestern started the game on fire from deep, with 3-pointers from Vic Law, Lindsey and Aaron Falzon to open up a 9-2 lead. The Terrapins climbed back and took a lead behind a few inside looks from Michal Cekovsky. Northwestern hung within four thanks to Lindsey's second three of the night and a bucket out of the post from Gaines. Law splashed in his second make from downtown to bring the 'Cats within one at 21-20. Gavin Skelly followed that up with a corner three off of a crosscourt find from Brown to tie the ballgame at 23-23. Brown hit a jumper of his own and then dished the rock once more to Gaines, who nailed his first three to give the 'Cats the lead back. Northwestern closed the half on a 10-2 run as it took a 37-30 lead into halftime. The Wildcats and the Terrapins traded buckets to start the second period as the visitors remained an arm's length away. Dererk Pardon scored six points in the first five minutes and Law canned his third deep ball to make it 47-38. Maryland cut it to within three at 52-49, despite Pardon reaching double figures on the night for the 18th time the season and Lindsey knocking down his third shot from behind the arc. The Terps surged ahead with a 15-2 run and grabbed a late 65-56 lead. Pardon started chipping away with a bruising and-one with under four minutes to play. Brown scored on a floater to make it 65-60 with under two minutes to go, but the Terrapins were able to seal the game from the charity stripe.

Official Basketball Box Score -- Game Totals -- Final Statistics
Maryland vs Northwestern
02/19/18 6:02 p.m. at Rosemont, Ill. (Allstate Arena)

Maryland 71 • 19-11, 8-9 B1G

##	Player		Total FG-FGA	3-Ptr FG-FGA	FT-FTA	Rebounds Off	Def	Tot	PF	TP	A	TO	Blk	Stl	Min
23	Bruno Fernando	f	3-3	0-0	3-6	0	6	6	4	9	0	0	1	0	21
01	Anthony Cowan	g	3-7	1-5	6-6	0	4	4	1	13	4	3	0	2	38
04	Kevin Huerter	g	7-12	3-6	1-2	0	3	3	2	18	4	4	0	0	37
05	Dion Wiley	g	4-7	1-4	4-4	0	3	3	3	13	0	0	0	2	30
10	Darryl Morsell	g	2-8	0-0	2-2	2	4	6	3	6	6	3	1	1	38
11	Jared Nickens		1-4	0-2	2-2	0	0	0	0	4	0	0	1	1	15
15	Michal Cekovsky		4-6	0-0	0-0	4	1	5	4	8	0	2	1	0	19
33	Joshua Tomaic		0-0	0-0	0-0	0	0	0	0	0	0	0	0	0	2
	Team					2	2	4				1			
	Totals		24-47	5-17	18-22	8	23	31	17	71	14	13	4	6	200

FG % 1st Half: 10-22 45.5% 2nd half: 14-25 56.0% Game: 24-47 51.1%
3FG % 1st Half: 1-8 12.5% 2nd half: 4-9 44.4% Game: 5-17 29.4%
FT % 1st Half: 9-10 90.0% 2nd half: 9-12 75.0% Game: 18-22 81.8%
Deadball Rebounds 2

Northwestern 64 • 15-14, 6-10 B1G

##	Player		Total FG-FGA	3-Ptr FG-FGA	FT-FTA	Rebounds Off	Def	Tot	PF	TP	A	TO	Blk	Stl	Min
04	Vic Law	f	3-8	3-6	0-1	1	4	5	4	9	3	1	0	0	30
05	Dererk Pardon	c	5-6	0-0	4-7	3	3	6	3	14	0	0	3	1	36
11	Anthony Gaines	g	2-5	1-3	1-2	1	3	4	2	6	5	0	0	2	38
20	Scottie Lindsey	g	6-12	3-5	0-0	1	1	2	4	15	2	6	0	0	36
35	Aaron Falzon	g	1-4	1-4	0-0	0	1	1	0	3	0	0	0	1	15
12	Isiah Brown		3-6	1-4	4-4	0	1	1	3	11	3	1	0	1	16
25	Barret Benson		0-0	0-0	0-0	0	1	1	2	0	0	2	0	0	4
44	Gavin Skelly		1-9	1-3	3-4	1	3	4	2	6	1	3	1	0	25
	Team					1	0	1				1			
	Totals		21-50	10-25	12-18	8	17	25	20	64	14	14	4	5	200

FG % 1st Half: 13-29 44.8% 2nd half: 8-21 38.1% Game: 21-50 42.0%
3FG % 1st Half: 8-15 53.3% 2nd half: 2-10 20.0% Game: 10-25 40.0%
FT % 1st Half: 3-6 50.0% 2nd half: 9-12 75.0% Game: 12-18 66.7%
Deadball Rebounds 4

Officials: Bo Boroski, Paul Szelc, Keith Kimble
Technical fouls: Maryland-None. Northwestern-None.
Attendance: 6014

Score by periods	1st	2nd	Total
Maryland	30	41	**71**
Northwestern	37	27	**64**

Points	In Paint	Off T/O	2nd Chance	Fast Break	Bench
UMD	34	20	11	11	12
NU	18	8	7	5	17

Last FG - UMD 2nd-03:54, NU 2nd-01:23.
Largest lead - UMD by 9 2nd-03:56, NU by 11 2nd-19:06.
UMD led for 17:45. NU led for 19:22. Game was tied for 02:53.

Score tied - 3 times.
Lead changed - 5 times.

Game 30
Wisconsin 70, NU 64
Feb. 22, 2018 • Rosemont, Ill.

Northwestern celebrated seniors Scottie Lindsey, Bryant McIntosh and Gavin Skelly at Allstate Arena, but fell in a close battle against Wisconsin, 70-64. Lindsey and McIntosh each shined on Senior Night, finishing as Northwestern's top scorers on the night. Lindsey tied his season high with 26 points and McIntosh added 18. Lindsey made four of his first five shots and scored 15 of the team's 32 points in the first half. Together, the senior backcourt combined for 44 of the team's 64 points in the contest. Wisconsin used red-hot shooting from beyond the arch early on in jumping out to an 18-7 advantage. Trailing 30-21 with seven minutes remaining in the half, NU went on a 9-1 run to close to within one. Northwestern eventually trailed 38-32 at the half, but opened the second half strong in taking a 43-42 lead. Wisconsin went back out in front by seven before the two teams battled back-and-forth throughout the final minutes with NU repeatedly pulling to within a single possession. With less than 30 second left, however, Brevin Pritzl beat the shot clock buzzer by hitting a three-pointer that increased the visitors' lead to four. Wisconsin connected on two free throws to seal the road win. The Badgers shot 53.3 percent from the field, including connecting on nine of 20 attempts from beyond the arch. Northwestern shot a respectable 48.9 percent but committed 13 turnover which Wisconsin converted into 19 points. Ethan Happ paced UW with 19 points and 7 rebounds while Khalil Iverson added 16 points and Andy Van Vliet chipped in with 14.

Official Basketball Box Score -- Game Totals -- Final Statistics
Wisconsin vs Northwestern
02/22/18 6:01 p.m. at Rosemont, Ill. (Allstate Arena)

Wisconsin 70 • 14-16, 7-10 B1G

##	Player		Total FG-FGA	3-Ptr FG-FGA	FT-FTA	Rebounds Off	Def	Tot	PF	TP	A	TO	Blk	Stl	Min
02	Ford, Aleem	f	0-2	0-2	0-0	0	0	0	3	0	3	1	1	1	19
22	Happ, Ethan	f	7-12	0-0	5-9	3	4	7	2	19	3	3	3	4	32
01	Pritzl, Brevin	g	4-9	3-7	0-0	0	1	1	2	11	1	0	0	2	39
21	Iverson, Khalil	g	6-8	0-0	4-5	2	4	6	1	16	1	1	0	1	39
34	Davison, Brad	g	1-4	1-4	2-2	0	2	2	4	5	6	2	0	0	29
05	Moesch, Aaron		0-0	0-0	2-2	0	1	1	1	2	0	0	0	0	7
11	Van Vliet, Andy		5-7	4-6	0-0	1	1	2	0	14	0	0	0	0	24
20	Schlundt, T.J.		0-0	0-0	0-0	0	0	0	0	0	0	1	0	0	1
25	Illikainen, Alex		1-1	1-1	0-0	0	0	0	0	3	0	0	0	0	1
35	Reuvers, Nate		0-2	0-0	0-0	1	0	1	3	0	2	1	1	1	9
	Team					0	1	1							
	Totals		24-45	9-20	13-18	7	14	21	16	70	16	9	5	9	200

FG % 1st Half: 14-23 60.9% 2nd half: 10-22 45.5% Game: 24-45 53.3%
3FG % 1st Half: 7-14 50.0% 2nd half: 2-6 33.3% Game: 9-20 45.0%
FT % 1st Half: 3-6 50.0% 2nd half: 10-12 83.3% Game: 13-18 72.2%
Deadball Rebounds 2

Northwestern 64 • 15-15, 6-11 B1G

##	Player		Total FG-FGA	3-Ptr FG-FGA	FT-FTA	Rebounds Off	Def	Tot	PF	TP	A	TO	Blk	Stl	Min
44	Gavin Skelly	f	2-2	0-0	0-1	1	2	3	4	4	1	3	0	0	24
05	Dererk Pardon	c	2-4	0-0	6-7	4	5	9	2	10	0	0	0	1	36
11	Anthony Gaines	g	3-3	0-0	0-0	1	3	4	3	6	1	1	0	0	31
20	Scottie Lindsey	g	8-16	2-6	8-9	2	1	3	4	26	0	2	0	0	40-
30	Bryant McIntosh	g	8-17	2-4	0-0	0	3	3	2	18	6	6	0	0	38
12	Isiah Brown		0-1	0-0	0-0	0	1	1	1	0	2	0	0	1	8
25	Barret Benson		0-0	0-0	0-0	0	1	1	2	0	0	0	0	0	3
33	Tino Malnati		0-0	0-0	0-0	0	0	0	0	0	0	0	0	0	0+
35	Aaron Falzon		0-4	0-3	0-0	0	1	1	2	0	0	0	0	1	20
	Team					1	0	1				1			
	Totals		23-47	4-13	14-17	9	17	26	20	64	10	13	0	3	200

FG % 1st Half: 13-25 52.0% 2nd half: 10-22 45.5% Game: 23-47 48.9%
3FG % 1st Half: 2-6 33.3% 2nd half: 2-7 28.6% Game: 4-13 30.8%
FT % 1st Half: 4-6 66.7% 2nd half: 10-11 90.9% Game: 14-17 82.4%
Deadball Rebounds 4

Officials: Terry Wymer, Lamont Simpson, Mike Eades
Technical fouls: Wisconsin-None. Northwestern-None.
Attendance: 7033

Score by periods	1st	2nd	Total
Wisconsin	38	32	**70**
Northwestern	32	32	**64**

Points	In Paint	Off T/O	2nd Chance	Fast Break	Bench
WIS	28	19	8	6	19
NU	30	8	14	3	0

Game 31
Iowa 77, NU 70
Feb. 25, 2018 • Iowa City, Iowa

Scottie Lindsey dropped a career-high 32 points to lead Northwestern's comeback effort that came up just short as the Wildcats fell, 77-70, to Iowa in the regular-season finale. Lindsey hit nine 3-pointers, matching a Northwestern record and the most ever by a Wildcat player in a Big Ten game. Sophomore Barret Benson finished with eight points, a tie for his career-high, on a perfect 4-of-4 line from the field, while grabbing 10 rebounds. Despite starting brightly with a Pardon dunk and a jumper from Bryant McIntosh, who started the game but only played seven minutes, Northwestern could not keep pace with the Hawkeyes' potent offense. Lindsey cut the early lead to 12-9 with his first three, but his next two triples would be the only source of offense as the hosts put a 30-15 stronghold on the game. Benson was active in the paint in the rest of the first half with a tip-in and two lay-ups, but Iowa headed to the break up, 45-28. Lindsey picked up in the second frame where he left off and drained two triples early to cut the lead to 50-34. Iowa kept its foot on the gas pedal until Northwestern came back to life late in the ballgame. Isiah Brown drained a 3-pointer to kickoff a 7-0 run that brought the 'Cats within 12. Northwestern hit the Hawkeyes with a barrage of deep balls, including Lindsey's sixth and seventh 3-pointers to force a timeout from Iowa head coach Fran McCaffery at 73-65. Iowa avoided a collapse in the closing moments and held on for the win. Lindsey ended his night with an exclamation point, knocking down his ninth three with five seconds to go to make it 77-70. His outburst helped Northwestern connect on a season-high 13 triples in the contest.

Northwestern 70 • 15-16, 6-12

##	Player		Total FG-FGA	3-Ptr FG-FGA	FT-FTA	Rebounds Off	Def	Tot	PF	TP	A	TO	Blk	Stl	Min
44	Gavin Skelly	f	0-0	0-0	0-2	0	0	0	2	0	0	0	0	0	8
05	Dererk Pardon	c	3-8	0-0	0-1	4	5	9	3	6	4	1	1	0	34
11	Anthony Gaines	g	4-11	1-4	0-0	0	2	2	1	9	6	3	0	0	40
20	Scottie Lindsey	g	10-14	9-11	3-4	1	3	4	2	32	0	0	0	0	40-
30	Bryant McIntosh	g	1-1	0-0	0-0	0	0	0	0	2	1	3	0	0	7
12	Isiah Brown		3-14	1-6	0-0	0	0	0	4	7	3	2	0	0	33
25	Barret Benson		4-4	0-0	0-0	3	7	10	4	8	2	1	3	1	25
33	Tino Malnati		0-0	0-0	0-0	0	0	0	0	0	0	0	0	0	0+
35	Aaron Falzon		2-6	2-4	0-0	0	1	1	2	6	1	0	0	1	13
	Team					1	2	3				1			
	Totals		27-58	13-25	3-7	9	20	29	18	70	17	11	4	2	200

FG % 1st Half: 12-27 44.4% 2nd half: 15-31 48.4% Game: 27-58 46.6%
3FG % 1st Half: 4-10 40.0% 2nd half: 9-15 60.0% Game: 13-25 52.0%
FT % 1st Half: 0-3 0.0% 2nd half: 3-4 75.0% Game: 3-7 42.9%
Deadball Rebounds 2

Iowa 77 • 13-18, 4-14

##	Player		Total FG-FGA	3-Ptr FG-FGA	FT-FTA	Rebounds Off	Def	Tot	PF	TP	A	TO	Blk	Stl	Min
05	Cook, Tyler	f	5-7	0-0	4-5	4	7	11	3	14	6	3	0	1	32
25	Uhl, Dom	f	0-1	0-1	0-0	0	2	2	0	0	0	1	2	0	8
55	Garza, Luka	f	6-10	1-2	5-6	4	1	5	2	18	1	1	1	0	26
03	Bohannon, Jordan	g	7-14	7-14	4-5	0	6	6	1	25	5	1	0	2	40
04	Moss, Isaiah	g	4-8	2-3	2-2	2	0	2	1	12	1	0	0	0	26
00	Wagner, Ahmad		0-0	0-0	0-0	1	1	2	0	0	0	0	0	1	2
01	Dailey, Maishe		0-3	0-3	0-0	0	0	0	0	0	1	0	0	1	16
02	Nunge, Jack		0-5	0-2	0-1	2	1	3	1	0	0	0	0	0	9
11	Rose, Charlie		0-0	0-0	0-0	0	0	0	0	0	0	0	0	0	0+
15	Kriener, Ryan		1-5	0-2	0-2	1	2	3	3	2	1	0	0	0	10
35	Pemsl, Cordell		1-2	0-0	2-2	0	0	0	2	4	0	2	0	0	10
51	Baer, Nicholas		1-4	0-2	0-0	2	4	6	0	2	1	0	0	1	21
	Team					1	0	1				1			
	Totals		25-59	10-29	17-23	17	24	41	13	77	16	9	3	6	200

FG % 1st Half: 13-27 48.1% 2nd half: 12-32 37.5% Game: 25-59 42.4%
3FG % 1st Half: 9-19 47.4% 2nd half: 1-10 10.0% Game: 10-29 34.5%
FT % 1st Half: 10-11 90.9% 2nd half: 7-12 58.3% Game: 17-23 73.9%
Deadball Rebounds 3

Officials: Gene Steratore, Keith Kimble, Brooks Wells
Technical fouls: Northwestern-None. Iowa-None.
Attendance: 11396

Score by periods	1st	2nd	Total
Northwestern	28	42	**70**
Iowa	45	32	**77**

Points	In Paint	Off T/O	2nd Chance	Fast Break	Bench
NU	26	10	8	2	21
IOWA	24	14	20	9	8

Last FG - NU 2nd-00:05, IOWA 2nd-01:30.
Largest lead - NU by 2 1st-19:45, IOWA by 22 1st-04:44.
NU led for 00:28. IOWA led for 37:48. Game was tied for 01:44.

Score tied - 3 times.
Lead changed - 3 times.

Game 32
Penn State 65, NU 57
March 1, 2018 • New York, N.Y.

Northwestern fought Penn State down to the wire in the Big Ten Tournament at Madison Square Garden, but a trio of late 3-pointers from the Nittany Lions helped eliminate the Wildcats from the tourney, 65-57. Dererk Pardon led Northwestern with 14 points and eight rebounds while Scottie Lindsey had 12 points and eight boards. Starting in the game alongside his fellow center Pardon, Barret Benson had nine rebounds and nine points. Northwestern out-shot Penn State in the contest. The Wildcats were 40.4 percent (21-of-52) from the field, while PSU shot 36.1 percent on 22-of-61 shooting. The difference came behind the arc as Penn State knocked down 13 3-pointers to NU's five. Penn State jumped out to a 16-10 lead, but the Wildcats clamped down on the defensive end and made a run. A 17-4 surge over a nearly nine-minute span gave NU a 27-20 advantage with four minutes remaining in the opening half. However, the Nittany Lions closed the period by scoring 10 of the final 13 points as the teams took a 30-30 tie into the intermission. A quick 9-2 run to open the second half gave Penn State a 39-32 edge, but Northwestern battled back and regained the lead, 46-45, on a jumper by Scottie Lindsey with 11:08 remaining. With the score tied, Bryant McIntosh gave Northwestern its last lead at 54-52 with 4:33 to go with an off-balance jumper from the left baseline, but PSU went on a 13-2 run, sparked by three triples, to take control of the contest. Tony Carr led Penn State with a game-high 25 points, including hitting six 3-pointers.

Official Basketball Box Score -- Game Totals -- Final Statistics
Northwestern vs Penn State
03/01/18 6:30 p.m. at New York, N.Y. (Madison Square Garden)

Northwestern 57

##	Player		Total FG-FGA	3-Ptr FG-FGA	FT-FTA	Rebounds Off	Def	Tot	PF	TP	A	TO	Blk	Stl	Min
05	Dererk Pardon	f	6-11	0-0	2-3	3	5	8	2	14	1	1	0	1	37
11	Anthony Gaines	f	2-7	2-4	0-0	0	1	1	2	6	1	2	0	0	28
25	Barret Benson	c	4-5	0-0	1-2	4	5	9	2	9	1	0	3	0	30
20	Scottie Lindsey	g	4-13	2-7	2-2	1	7	8	5	12	1	1	1	0	35
30	Bryant McIntosh	g	3-12	1-6	0-1	0	2	2	1	7	6	2	0	0	38
12	Isiah Brown		0-0	0-0	0-1	0	0	0	1	0	1	2	0	0	2
33	Tino Malnati		0-0	0-0	0-0	0	0	0	0	0	0	0	0	0	0+
35	Aaron Falzon		1-3	0-2	0-0	0	3	3	1	2	0	0	1	0	17
44	Gavin Skelly		1-1	0-0	5-6	1	2	3	1	7	1	0	0	1	13
	Team					2	2	4				1			
	Totals		21-52	5-19	10-15	11	27	38	15	57	12	9	5	2	200

FG % 1st Half: 12-25 48.0% 2nd half: 9-27 33.3% Game: 21-52 40.4%
3FG % 1st Half: 3-9 33.3% 2nd half: 2-10 20.0% Game: 5-19 26.3%
FT % 1st Half: 3-4 75.0% 2nd half: 7-11 63.6% Game: 10-15 66.7%
Deadball Rebounds 1

Penn State 65

##	Player		Total FG-FGA	3-Ptr FG-FGA	FT-FTA	Rebounds Off	Def	Tot	PF	TP	A	TO	Blk	Stl	Min
11	Stevens, Lamar	f	2-12	0-1	4-4	2	3	5	1	8	0	2	1	0	32
21	Harrar, John	f	0-2	0-0	0-0	1	2	3	1	0	0	0	0	0	6
10	Carr, Tony	g	8-20	6-10	3-4	1	5	6	0	25	4	1	0	0	39
23	Reaves, Josh	g	6-14	3-9	0-0	3	5	8	4	15	1	0	0	1	37
33	Garner, Shep	g	4-9	4-9	0-0	0	2	2	2	12	3	1	0	1	38
03	Pierce, Satchel		0-0	0-0	0-0	0	0	0	1	0	0	0	0	0	3
04	Bostick, Nazeer		1-2	0-0	0-2	1	1	2	0	2	0	0	0	0	10
05	Wheeler, Jamari		0-0	0-0	1-2	2	0	2	2	1	3	0	0	1	11
44	Moore, Julian		1-2	0-0	0-0	1	2	3	3	2	1	0	3	0	24
	Team					2	4	6				1			
	Totals		22-61	13-29	8-12	13	24	37	14	65	12	5	4	3	200

FG % 1st Half: 11-31 35.5% 2nd half: 11-30 36.7% Game: 22-61 36.1%
3FG % 1st Half: 6-15 40.0% 2nd half: 7-14 50.0% Game: 13-29 44.8%
FT % 1st Half: 2-6 33.3% 2nd half: 6-6 100.0 Game: 8-12 66.7%
Deadball Rebounds 3

Officials: Terry Ogiesbi, Paul Szlec, Donnie Eppley
Technical fouls: Northwestern-Scottie Lindsey. Penn State-None.
Attendance:
2018 BIG TEN MEN'S TOURNAMENT

Score by periods	1st	2nd	Total
Northwestern	30	27	**57**
Penn State	30	35	**65**

Points	In Paint	Off T/O	2nd Chance	Fast Break	Bench
NU	22	4	9	0	9
PSU	14	11	12	4	5

YEAR-BY-YEAR RECORDS

	Overall					Big Ten			
Season	**W**	**L**	**Home**	**Away**	**Neutral**	**W**	**L**	**Place**	**Coach**
1904-05	2	2	1-1	1-1	—	—	—	—	Tom Holland
1905-06	No Games Played								
1906-07	1	5	1-4	0-1	—	—	—	—	Louis Gillesby
1907-08	2	7	2-3	0-4	—	—	—	—	Louis Gillesby
1908-09	1	7	1-6	0-1	—	1	4	7th	Louis Gillesby
1909-10	0	9	0-5	0-4	—	0	9	8th	Louis Gillesby (4-28, 1-13)
1910-11	3	15	4-8	0-7	—	1	12	8th	Stuart Templeton
1911-12	4	9	4-4	0-5	—	0	8	8th	Charles Hammett
1912-13	14	4	10-2	4-2	—	7	2	2nd	Dennis Grady
1913-14	11	6	8-3	3-3	—	6	5	5th	Dennis Grady (25-10, 13-7)
1914-15	11	8	7-4	4-4	—	5	5	t-4th	Fred Murphy
1915-16	14	5	7-1	7-4	—	9	3	t-2nd	Fred Murphy
1916-17	3	11	2-6	1-5	—	2	10	8th	Fred Murphy (28-24, 16-18)
1917-18	6	4	6-1	1-3	—	5	3	3rd	Norman Elliott
1918-19	7	6	4-2	2-4	—	6	4	3rd	Tom Robinson
1919-20	3	7	3-3	0-4	—	2	6	t-7th	Norman Elliott (9-11, 7-9)
1920-21	2	12	2-6	0-6	—	1	11	10th	Ray Elder
1921-22	7	11	7-2	0-9	—	3	9	10th	Dana Evans
1922-23	5	11	3-6	2-4	—	3	9	8th	Maury Kent
1923-24	0	16	0-9	0-7	—	0	12	10th	Maury Kent
1924-25	6	10	4-5	2-5	—	4	8	8th	Maury Kent
1925-26	5	12	5-5	0-7	—	3	9	10th	Maury Kent
1926-27	3	14	3-7	0-7	—	1	11	t-9th	Maury Kent (19-62, 11-49)
1927-28	12	5	9-1	3-4	—	9	3	t-3rd	Arthur Lonborg
1928-29	12	5	8-2	4-3	—	7	5	4th	Arthur Lonborg
1929-30	8	8	4-5	4-3	—	6	6	6th	Arthur Lonborg
1930-31	16	1	9-1	7-0	—	11	1	1st	Arthur Lonborg
1931-32	13	5	7-3	5-2	1-0	9	3	t-2nd	Arthur Lonborg
1932-33	15	4	11-0	4-4	—	10	2	t-1st	Arthur Lonborg
1933-34	11	8	8-3	3-5	—	8	4	t-2nd	Arthur Lonborg
1934-35	10	10	8-5	2-5	—	3	9	8th	Arthur Lonborg
1935-36 #	13	6	9-2-1	4-4	—	7	5	t-3rd	Arthur Lonborg
1936-37	11	9	8-5	3-4	—	4	8	7th	Arthur Lonborg
1937-38	10	10	6-5	4-5	—	7	5	t-3rd	Arthur Lonborg
1938-39	7	13	6-5	1-8	—	5	7	6th	Arthur Lonborg
1939-40	13	7	9-2	4-5	—	7	5	t-4th	Arthur Lonborg
1940-41	7	11	6-4	1-7	—	3	9	9th	Arthur Lonborg
1941-42	8	13	5-5	2-6	1-2	5	10	t-7th	Arthur Lonborg
1942-43	8	9	4-1	3-4	1-4	7	5	3rd	Arthur Lonborg
1943-44	12	7	2-2	5-3	5-2	8	4	t-4th	Arthur Lonborg
1944-45	7	12	3-1	2-6	2-5	4	8	t-6th	Arthur Lonborg
1945-46	15	5	6-0	4-4	5-1	8	4	t-3rd	Arthur Lonborg
1946-47	7	13	3-1	0-6	4-6	2	10	9th	Arthur Lonborg
1947-48	6	14	5-2	0-6	1-6	3	9	t-8th	Arthur Lonborg
1948-49	5	16	1-2	1-8	3-6	2	10	9th	Arthur Lonborg
1949-50	10	12	5-0	1-6	4-6	3	9	t-8th	Arthur Lonborg (236-203-1, 138-141)
1950-51	12	10	5-3	6-5	1-2	7	7	t-4th	Harold Olsen
1951-52	7	15	6-5	1-10	—	4	10	t-8th	Harold Olsen (19-25, 11-17)
1952-53	6	16	4-8	2-8	—	5	13	8th	Waldo Fisher
1953-54	9	13	8-3	1-10	—	6	8	t-5th	Waldo Fisher
1954-55	12	10	11-2	1-8	—	7	7	5th	Waldo Fisher
1955-56	2	20	2-9	0-11	—	1	13	10th	Waldo Fisher
1956-57	6	16	4-7	1-9	1-0	2	12	10th	Waldo Fisher (35-75, 21-53)
1957-58	13	9	7-4	4-5	2-0	8	6	t-4th	William Rohr
1958-59	15	7	8-4	7-2	0-1	8	6	t-2nd	William Rohr
1959-60	11	12	6-5	4-6	1-1	8	6	t-3rd	William Rohr
1960-61	10	12	8-4	2-7	0-1	6	8	6th	William Rohr
1961-62	8	15	6-6	2-8	0-1	3	11	t-9th	William Rohr
1962-63	9	15	5-5	3-8	1-2	6	8	7th	William Rohr (66-70, 39-45)
1963-64	8	13	7-4	1-7	0-2	6	8	t-6th	Larry Glass
1964-65	7	17	2-9	4-5	1-3	3	11	9th	Larry Glass

YEAR-BY-YEAR RECORDS

	Overall					Big Ten			
Season	**W**	**L**	**Home**	**Away**	**Neutral**	**W**	**L**	**Place**	**Coach**
1965-66	12	12	7-3	2-8	3-1	7	7	t-5th	Larry Glass
1966-67	11	11	7-3	4-6	0-2	7	7	t-5th	Larry Glass
1967-68	13	10	9-0	3-8	1-2	8	6	4th	Larry Glass
1968-69 *	14	10	8-3	4-6	2-1	6	8	t-5th	Larry Glass, (61-71, 33-45) Brad Snyder
1969-70	9	15	5-5	2-6	2-4	4	10	9th	Brad Snyder
1970-71	7	17	6-6	1-11	—	3	11	10th	Brad Snyder
1971-72	5	18	2-7	2-9	1-2	3	11	10th	Brad Snyder
1972-73	5	19	4-6	0-12	1-1	2	12	10th	Brad Snyder (30-71, 16-46)
1973-74	9	15	6-7	2-7	1-1	3	11	9th	Tex Winter
1974-75	6	20	6-5	0-13	0-2	4	14	t-9th	Tex Winter
1975-76	12	15	7-5	3-9	2-1	7	11	t-7th	Tex Winter
1976-77 (F)	9	18	4-8	1-9	1-1	7	11	t-7th	Tex Winter
1977-78	8	19	5-8	1-10	2-1	4	14	t-9th	Tex Winter (44-87, 25-61)
1978-79	6	21	2-10	2-11	2-0	2	16	10th	Rich Falk
1979-80	10	17	9-7	1-9	0-1	5	13	10th	Rich Falk
1980-81	9	18	6-7	1-9	2-2	3	15	10th	Rich Falk
1981-82 (F)	9	18	7-5	1-10	1-3	5	13	9th	Rich Falk
1982-83 (F) (D)	18	12	13-2	3-9	2-1	8	10	8th	Rich Falk
1983-84 (F)	14	14	10-6	3-8	1-0	7	11	7th	Rich Falk
1984-85	6	22	5-10	1-12	—	2	16	10th	Rich Falk
1985-86	8	20	6-9	2-10	0-1	2	16	10th	Rich Falk (80-142, 34-110)
1986-87	7	21	7-8	0-13	—	2	16	t-9th	Bill Foster
1987-88	7	21	5-9	1-10	1-2	2	16	10th	Bill Foster
1988-89	9	19	6-7	1-10	2-2	2	16	10th	Bill Foster
1989-90	9	19	7-8	0-11	2-0	2	16	10th	Bill Foster
1990-91	5	23	3-10	0-11	2-2	0	18	10th	Bill Foster
1991-92	9	19	8-7	0-12	1-0	2	16	10th	Bill Foster
1992-93	8	19	7-6	1-11	0-2	3	15	10th	Bill Foster (54-141, 13-113)
1993-94	15	14	8-7	5-7	2-0	5	13	t-10th	Ricky Byrdsong
1994-95	5	22	4-9	0-13	1-0	1	17	11th	Ricky Byrdsong
1995-96 (F)	9	18	4-10	2-10	1-0	4	14	11th	Ricky Byrdsong
1996-97	7	22	6-10	1-10	0-2	2	16	11th	Ricky Byrdsong (34-78, 10-62)
1997-98	10	17	10-6	0-10	0-1	3	13	9th	Kevin O'Neill
1998-99	15	14	11-6	3-7	1-1	6	10	8th	Kevin O'Neill
1999-2000	5	25	5-12	0-9	0-4	0	16	11th	Kevin O'Neill (30-56, 9-39)
2000-01	11	19	8-7	1-10	2-2	3	13	11th	Bill Carmody
2001-02	16	13	10-3	3-7	3-3	7	9	7th	Bill Carmody
2002-03	12	17	10-7	1-8	1-2	3	13	10th	Bill Carmody
2003-04	14	15	10-3	3-9	1-3	8	8	t-5th	Bill Carmody
2004-05	15	16	12-4	1-9	2-3	6	10	8th	Bill Carmody
2005-06	14	15	9-5	3-8	2-2	6	10	t-8th	Bill Carmody
2006-07	13	18	10-8	1-8	2-2	2	14	t-10th	Bill Carmody
2007-08	8	22	5-11	3-10	0-1	1	17	11th	Bill Carmody
2008-09	17	14	13-4	4-9	0-1	8	10	9th	Bill Carmody
2009-10	20	14	15-4	2-9	3-1	7	11	t-7th	Bill Carmody
2010-11	20	14	13-4	5-9	2-1	7	11	8th	Bill Carmody
2011-12	19	14	12-5	4-8	3-1	8	10	t-7th	Bill Carmody
2012-13	13	19	8-11	3-7	2-1	4	14	11th	Bill Carmody (192-210, 70-150)
2013-14	14	19	8-9	5-7	1-3	6	12	t-10th	Chris Collins
2014-15	15	17	11-7	3-8	1-2	6	12	t-10th	Chris Collins
2015-16	20	12	14-4	5-6	1-2	8	10	9th	Chris Collins
2016-17	24	12	14-4	5-5	5-3	10	8	t-5th	Chris Collins
2017-18	15	17	11-6	3-9	1-2	6	12	10th	Chris Collins (88-77, 36-59)

Overall Record: 1,080-1,496-1 (113 seasons)
Big Ten Record: 514-1,076

Northwestern and Notre Dame played to a 20-20 tie on Dec. 31, 1935.

* Larry Glass coached the first 18 games of 1968-69 before resigning, going 10-8 (2-6 Big Ten). Larry Snyder took over and went 4-2 (all in Big Ten) the remainder of the season.

(F) Records reflect overturned results due to subsequent forfeitures by opposing schools for NCAA violations. See year-by-year results for details.

(D) Home games in 1982-83 were played at DePaul's Alumni Hall due to renovation of McGaw Hall (Welsh-Ryan Arena).

(A) Home games in 2017-18 were played at Allstate Arena in Rosemont, Ill., due to renovation to Welsh-Ryan Arena

NORTHWESTERN YEAR-BY-YEAR STATISTICS

Year	GP	FG-A	Pct.	3FG-A	Pct.	FT-A	Pct.	OR-DR	TR-Avg.	F	A	TO	B	S	PTS-Avg.
2017-18	32	773-1813	.426	255-720	.354	402-538	.747	320-739	1059-33.1	605	448	374	136	156	2203-68.8
2016-17	36	913-2092	.436	255-745	.342	477-638	.748	386-918	1304-36.2	691	541	383	175	189	2558-71.1
2015-16	32	837-1860	.450	278-776	.358	352-528	.667	342-824	1166-36.4	605	527	331	121	124	2304-72.0
2014-15	32	727-1669	.436	228-635	.359	349-477	.732	277-775	1052-32.9	573	460	357	126	118	2031-63.5
2013-14	33	665-1679	.396	217-708	.306	417-596	.700	249-825	1074-32.5	609	364	360	121	142	1964-59.5
2012-13	32	661-1648	.401	242-710	.341	379-558	.679	282-699	981-30.7	532	467	342	102	180	1943-60.7
2011-12	33	790-1754	.450	297-771	.385	409-592	.691	279-685	964-29.2	526	512	335	124	219	2286-69.3
2010-11	34	853-1897	.450	319-858	.372	416-570	.730	309-716	1025-30.1	584	568	335	108	227	2441-71.8
2009-10	34	789-1820	.434	317-887	.357	456-639	.714	350-741	1091-32.1	651	565	374	133	221	2351-69.1
2008-09	31	697-1568	.445	255-661	.386	318-461	.690	266-611	877-28.3	554	472	346	89	225	1967-63.5
2007-08	30	681-1541	.442	246-671	.367	246-372	.661	197-523	720-24.0	534	492	343	58	240	1854-61.8
2006-07	31	651-1490	.437	195-620	.315	253-359	.705	214-551	765-24.7	462	467	338	87	261	1750-56.5
2005-06	29	611-1369	.446	201-626	.321	273-404	.676	195-576	771-26.6	443	433	356	72	225	1696-58.5
2004-05	31	674-1490	.452	186-566	.329	294-482	.610	228-619	847-27.3	493	474	405	78	231	1828-59.0
2003-04	29	633-1448	.437	205-648	.316	316-473	.668	219-547	766-26.4	452	434	328	43	238	1787-61.6
2002-03	29	624-1455	.429	199-631	.315	369-529	.698	277-585	862-29.7	513	429	373	81	200	1816-62.6
2001-02	29	596-1425	.418	209-622	.336	328-542	.605	253-638	891-30.7	464	420	385	92	219	1729-59.6
2000-01	30	622-1538	.404	202-643	.314	355-529	.671	309-594	903-30.1	520	423	410	65	215	1801-60.0
1999-00	30	525-1426	.368	161-504	.368	334-483	.692	245-647	892-29.7	534	367	484	83	146	1545-51.5
1998-99	29	584-1354	.431	201-536	.375	372-537	.693	248-723	971-33.5	526	445	435	107	131	1741-60.0
1997-98	27	570-1203	.474	142-375	.379	354-579	.611	263-640	903-33.4	478	407	461	45	107	1636-60.6
1996-97	29	625-1490	.419	135-465	.290	332-548	.606	346-641	987-34.0	546	386	513	61	188	1717-59.2
1995-96	27	605-1499	.404	150-472	.318	368-573	.642	291-526	915-33.9	532	326	400	71	152	1728-64.0
1994-95	27	608-1525	.399	119-370	.322	431-619	.619	250-574	931-34.5	485	314	460	74	95	1766-65.4
1993-94	29	771-1649	.468	187-495	.378	445-609	.731	214-702	1019-35.1	498	516	410	97	184	2174-75.0
1992-93	27	708-1598	.443	82-287	.286	413-572	.722	N/A	951-35.2	539	394	439	73	222	1911-70.8
1991-92	28	660-1443	.457	91-251	.363	497-651	.763	N/A	917-32.8	577	343	507	75	195	1908-68.1
1990-91	28	712-1521	.468	109-251	.434	470-612	.768	N/A	866-30.9	557	396	522	57	215	2003-71.5
1989-90	28	825-1737	.475	116-260	.446	423-605	.699	N/A	872-31.1	613	441	415	43	225	2189-78.2
1988-89	28	814-1675	.486	100-261	.383	352-533	.660	N/A	918-32.8	598	440	485	50	204	2080-74.3
1987-88	28	673-1471	.458	100-256	.391	358-492	.728	N/A	770-27.5	570	341	442	52	201	1804-64.4
1986-87	28	659-1546	.426	N/A	N/A	376-567	.663	N/A	859-30.7	560	323	475	83	202	1754-62.6
1985-86	27	643-1508	.426	N/A	N/A	397-560	.709	N/A	852-31.6	472	285	420	41	147	1683-62.3
1984-85	28	619-1499	.413	N/A	N/A	338-482	.701	N/A	840-30.0	492	370	407	68	142	1576-56.3
1983-84	28	617-1340	.460	N/A	N/A	283-477	.593	N/A	796-28.4	503	351	416	58	182	1517-54.2
1982-83	30	728-1583	.460	23-78	.295	407-624	.652	N/A	975-32.5	508	411	436	70	180	1886-62.9
1981-82	27	626-1435	.436	N/A	N/A	358-536	.668	N/A	924-34.2	526	264	383	74	119	1610-59.6
1980-81	27	643-1476	.436	N/A	N/A	441-621	.710	N/A	847-31.4	468	332	410	49	136	1727-63.9
1979-80	27	710-1568	.453	N/A	N/A	395-530	.745	N/A	891-33.0	533	392	417	65	157	1815-67.2
1978-79	27	709-1627	.436	N/A	N/A	399-561	.711	N/A	983-36.4	624	376	484	44	173	1817-67.3
1977-78	27	764-1810	.422	N/A	N/A	448-634	.706	N/A	1107-41.0	611	287	N/A	N/A	N/A	1977-73.2
1976-77	27	762-1776	.429	N/A	N/A	391-546	.716	N/A	1029-38.1	574	367	N/A	N/A	N/A	1915-70.9
1975-76	27	801-1731	.463	N/A	N/A	403-542	.744	N/A	1042-38.6	597	376	N/A	N/A	N/A	2005-74.3
1974-75	26	702-1676	.419	N/A	N/A	293-423	.693	N/A	993-38.2	545	227	N/A	N/A	N/A	1699-65.3
1973-74	24	709-1601	.443	N/A	N/A	276-403	.685	N/A	918-38.2	435	275	N/A	N/A	N/A	1694-70.6
1972-73	24	749-1850	.405	N/A	N/A	339-526	.644	N/A	1217-50.8	580	262	479	N/A	N/A	1837-76.5
1971-72	23	655-1552	.422	N/A	N/A	341-523	.652	N/A	1050-45.6	462	241	N/A	N/A	N/A	1651-71.7
1970-71	24	566-1655	.342	N/A	N/A	535-737	.726	N/A	1158-48.3	502	279	442	N/A	N/A	1959-81.6
1969-70	24	723-1624	.444	N/A	N/A	541-728	.744	N/A	1130-47.1	491	N/A	N/A	N/A	N/A	1987-82.8
1968-69	24	702-1615	.435	N/A	N/A	467-661	.706	N/A	1178-49.1	542	N/A	N/A	N/A	N/A	1871-78.0
1967-68	23	652-1650	.395	N/A	N/A	464-665	.698	N/A	1203-52.3	494	N/A	N/A	N/A	N/A	1768-76.9
1966-67	22	767-1727	.444	N/A	N/A	475-653	.727	N/A	1178-53.5	513	N/A	N/A	N/A	N/A	2009-91.3
1965-66	24	662-1673	.396	N/A	N/A	471-685	.688	N/A	1268-52.8	424	N/A	N/A	N/A	N/A	1785-74.8
1964-65	24	689-1838	.375	N/A	N/A	431-658	.653	N/A	1398-58.3	543	N/A	N/A	N/A	N/A	1809-75.3
1963-64	21	655-1625	.403	N/A	N/A	307-489	.628	N/A	1193-56.8	399	N/A	N/A	N/A	N/A	1617-77.0
1962-63	24	624-1483	.421	N/A	N/A	418-616	.679	N/A	1068-44.5	504	N/A	N/A	N/A	N/A	1666-69.2
1961-62	23	599-1522	.394	N/A	N/A	364-588	.619	N/A	1064-46.3	456	N/A	N/A	N/A	N/A	1562-67.9
1960-61	22	534-1415	.377	N/A	N/A	332-518	.641	N/A	999-45.4	421	N/A	N/A	N/A	N/A	1398-63.6
1959-60	23	611-1588	.385	N/A	N/A	379-591	.641	N/A	1131-49.2	427	N/A	N/A	N/A	N/A	1601-69.7
1958-59	22	700-1694	.413	N/A	N/A	370-583	.635	N/A	1228-55.8	398	N/A	N/A	N/A	N/A	1770-80.5
1957-58	22	688-1735	.396	N/A	N/A	314-478	.657	N/A	1055-48.0	390	N/A	N/A	N/A	N/A	1690-76.8
1956-57	22	614-1706	.360	N/A	N/A	353-548	.645	N/A	1160-52.7	430	N/A	N/A	N/A	N/A	1581-72.0
1955-56	22	544-1649	.330	N/A	N/A	439-710	.618	N/A	941-42.8	493	N/A	N/A	N/A	N/A	1527-69.4
1954-55	22	630-1608	.385	N/A	N/A	489-774	.631	N/A	1120-50.8	473	N/A	N/A	N/A	N/A	1749-79.5
1953-54	22	534-1529	.349	N/A	N/A	475-745	.637	N/A	959-43.6	505	N/A	N/A	N/A	N/A	1543-70.1
1952-53	22	541-1609	.337	N/A	N/A	499-775	.643	N/A	1044-47.5	497	N/A	N/A	N/A	N/A	1581-71.9
1951-52	22	586-1646	.356	N/A	N/A	347-561	.619	N/A	845-38.4	538	113	N/A	N/A	N/A	1519-69.0
1950-51	22	575-1595	.361	N/A	N/A	355-591	.601	N/A	959-43.6	556	167	N/A	N/A	N/A	1505-68.4
1949-50	22	512-1557	.329	N/A	N/A	255-426	.599	N/A	N/A	447	N/A	N/A	N/A	N/A	1279-58.1

OPPONENT YEAR-BY-YEAR STATISTICS

Year	GP	FG-A	Pct.	3FG-A	Pct.	FT-A	Pct.	OR-DR	TR-Avg.	F	A	TO	B	S	PTS-Avg.
2017-18	32	729-1669	.437	227-636	.357	442-621	.712	279-763	1042-32.6	548	440	403	107	187	2127-66.5
2016-17	36	817-2025	.403	233-699	.333	490-732	.669	405-869	1274-35.4	640	428	429	140	205	2357-65.5
2015-16	32	716-1784	.401	227-658	.345	452-625	.723	325-778	1103-34.5	545	448	345	97	157	2111-66.0
2014-15	32	724-1740	.416	237-629	.377	381-571	.667	347-726	1073-33.5	480	431	305	81	167	2066-64.6
2013-14	33	735-1788	.411	171-542	.315	450-680	.662	364-860	1224-37.1	601	410	341	135	202	2091-63.4
2012-13	32	723-1690	.428	182-526	.346	409-639	.640	393-806	1199-37.5	557	426	375	122	185	2037-63.7
2011-12	33	825-1826	.452	232-653	.355	370-532	.695	401-781	1182-35.8	591	502	422	99	173	2252-68.2
2010-11	34	822-1756	.468	201-581	.346	456-651	.700	315-815	1130-33.2	577	467	427	123	178	2301-67.7
2009-10	34	746-1767	.422	215-678	.317	531-736	.721	383-787	1170-34.4	643	496	439	114	193	2238-65.8
2008-09	31	642-1500	.428	204-596	.342	388-548	.708	340-689	1029-33.2	519	405	462	121	180	1876-60.5
2007-08	30	698-1444	.483	248-632	.392	394-558	.706	309-735	1044-34.8	443	481	457	101	175	2038-67.9
2006-07	31	642-1467	.438	210-608	.345	327-470	.696	354-682	1036-33.4	412	418	447	76	167	1821-58.7
2005-06	29	600-1395	.430	179-565	.317	318-486	.654	311-652	963-33.2	430	370	416	71	180	1697-58.5
2004-05	31	690-1530	.451	197-547	.360	346-507	.682	317-701	1018-32.8	499	402	449	112	216	1923-62.0
2003-04	29	679-1479	.459	191-539	.354	275-414	.664	334-689	1023-35.3	501	414	437	83	162	1824-62.9
2002-03	29	679-1516	.448	175-513	.341	372-566	.657	363-648	1011-34.9	534	399	389	87	206	1905-65.7
2001-02	29	624-1528	.408	179-548	.327	288-456	.632	348-702	1050-36.2	550	399	441	103	200	1715-59.1
2000-01	30	708-1569	.451	160-476	.336	360-525	.686	361-701	1062-35.4	542	442	433	123	193	1936-64.5
1999-00	30	674-1549	.435	159-465	.342	428-621	.689	328-737	1065-35.5	510	439	401	129	253	1935-64.5
1998-99	29	577-1548	.373	149-487	.306	352-497	.708	329-627	956-33.0	563	339	342	65	217	1655-57.1
1997-98	27	598-1407	.425	189-532	.355	339-470	.721	234-502	736-27.3	561	368	296	91	245	1724-63.9
1996-97	29	685-1572	.436	154-458	.336	412-586	.703	342-645	987-34.0	N/A	402	404	112	262	1936-66.8
1995-96	27	720-1539	.468	141-399	.353	408-583	.700	337-668	1005-37.2	526	439	353	103	210	1989-73.7
1994-95	27	852-1816	.469	185-486	.381	378-562	.673	411-720	1131-41.9	564	467	328	100	216	2267-84.0
1993-94	29	777-1828	.425	151-473	.319	367-525	.699	383-715	1098-37.9	558	431	395	95	194	2072-71.4
1992-93	27	751-1593	.471	130-408	.319	406-611	.664	N/A	993-36.8	439	392	426	103	225	2038-75.5
1991-92	28	757-1596	.474	131-326	.402	414-647	.640	N/A	930-33.2	528	452	422	98	235	2059-73.5
1990-91	28	850-1676	.507	138-357	.387	441-658	.670	N/A	959-34.3	514	490	446	84	242	2279-81.4
1989-90	28	853-1662	.513	102-309	.330	496-689	.720	N/A	1084-38.7	558	499	495	91	200	2304-82.3
1988-89	28	802-1640	.489	137-331	.414	457-675	.677	N/A	1029-36.8	517	466	492	73	218	2198-78.5
1987-88	28	746-1454	.513	90-214	.421	458-663	.691	N/A	934-33.4	511	461	441	76	238	2040-72.9
1986-87	28	788-1607	.490	N/A	N/A	437-633	.690	N/A	1052-37.6	532	504	472	96	242	2125-75.9
1985-86	27	830-1659	.500	N/A	N/A	356-490	.727	N/A	991-36.7	513	460	377	93	214	2016-74.7
1984-85	28	734-1511	.486	N/A	N/A	352-486	.724	N/A	937-33.5	466	486	397	115	195	1820-65.0
1983-84	28	626-1336	.469	N/A	N/A	337-474	.711	N/A	821-29.3	506	378	440	63	182	1589-56.8
1982-83	30	707-1621	.436	37-136	.272	351-516	.680	N/A	1029-34.3	606	392	454	75	170	1802-60.1
1981-82	27	622-1379	.451	N/A	N/A	405-571	.709	N/A	857-31.7	546	322	383	67	173	1649-61.1
1980-81	27	806-1573	.512	N/A	N/A	332-480	.692	N/A	960-35.6	568	486	416	N/A	179	1944-72.0
1979-80	27	745-1530	.487	N/A	N/A	439-606	.724	N/A	964-35.7	521	439	435	N/A	196	1939-71.8
1978-79	27	782-1607	.487	N/A	N/A	463-682	.679	N/A	1018-37.7	584	443	454	N/A	221	2027-75.1
1977-78	27	840-1742	.482	N/A	N/A	453-672	.674	N/A	1186-43.9	590	387	N/A	N/A	N/A	2136-79.1
1976-77	27	836-1685	.496	N/A	N/A	463-648	.715	N/A	1174-43.5	570	415	N/A	N/A	N/A	2135-79.1
1975-76	27	797-1677	.475	N/A	N/A	474-659	.719	N/A	1091-40.4	563	408	N/A	N/A	N/A	2068-76.6
1974-75	26	741-1569	.472	N/A	N/A	420-583	.720	N/A	1102-42.4	498	351	N/A	N/A	N/A	1902-73.2
1973-74	24	744-1556	.478	N/A	N/A	264-393	.672	N/A	1042-43.4	494	264	N/A	N/A	N/A	1752-73.0
1972-73	24	794-1673	.475	N/A	N/A	413-629	.657	N/A	1166-48.6	483	300	480	N/A	N/A	2001-83.3
1971-72	23	693-1539	.450	N/A	N/A	390-612	.637	N/A	1097-47.6	395	210	N/A	N/A	N/A	1776-77.2
1970-71	24	784-1731	.452	N/A	N/A	459-649	.707	N/A	1113-46.4	523	N/A	N/A	N/A	N/A	2027-84.5
1969-70	24	813-1755	.464	N/A	N/A	449-632	.707	N/A	1083-45.1	520	N/A	N/A	N/A	N/A	2075-86.5
1968-69	24	685-1639	.418	N/A	N/A	511-753	.679	N/A	1125-46.9	499	N/A	N/A	N/A	N/A	1881-78.3
1967-68	23	623-1523	.409	N/A	N/A	472-664	.711	N/A	1088-47.3	473	N/A	N/A	N/A	N/A	1718-74.7
1966-67	22	754-1727	.437	N/A	N/A	432-674	.674	N/A	1175-53.4	485	N/A	N/A	N/A	N/A	1940-88.2
1965-66	24	747-1787	.418	N/A	N/A	373-522	.715	N/A	1146-47.8	493	N/A	N/A	N/A	N/A	1867-77.8
1964-65	24	747-1810	.413	N/A	N/A	472-678	.695	N/A	1249-52.0	471	N/A	N/A	N/A	N/A	1966-81.9
1963-64	21	646-1647	.392	N/A	N/A	372-531	.701	N/A	1119-53.3	363	N/A	N/A	N/A	N/A	1664-79.2
1962-63	24	634-1587	.400	N/A	N/A	445-690	.645	N/A	1129-47.0	457	N/A	N/A	N/A	N/A	1713-71.4
1961-62	23	628-1571	.400	N/A	N/A	411-599	.701	N/A	1142-49.7	446	N/A	N/A	N/A	N/A	1667-72.5
1960-61	22	599-1510	.397	N/A	N/A	314-480	.654	N/A	1141-51.9	411	N/A	N/A	N/A	N/A	1518-69.0
1959-60	23	655-1570	.417	N/A	N/A	376-555	.678	N/A	1152-50.1	433	N/A	N/A	N/A	N/A	1686-73.3
1958-59	22	655-1805	.363	N/A	N/A	357-548	.651	N/A	1154-52.5	406	N/A	N/A	N/A	N/A	1667-75.8
1957-58	22	618-1711	.361	N/A	N/A	361-530	.681	N/A	1058-48.1	390	N/A	N/A	N/A	N/A	1597-72.6
1956-57	22	631-1649	.383	N/A	N/A	411-612	.672	N/A	1135-51.6	382	N/A	N/A	N/A	N/A	1673-76.0
1955-56	22	625-1683	.371	N/A	N/A	534-817	.654	N/A	1146-52.1	438	N/A	N/A	N/A	N/A	1784-81.1
1954-55	22	594-1583	.374	N/A	N/A	512-797	.642	N/A	937-42.6	473	N/A	N/A	N/A	N/A	1700-77.2
1953-54	22	506-1535	.330	N/A	N/A	531-771	.688	N/A	933-42.4	466	N/A	N/A	N/A	N/A	1543-70.1
1952-53	22	585-1660	.352	N/A	N/A	510-808	.631	N/A	1075-48.7	523	N/A	N/A	N/A	N/A	1680-76.4
1951-52	22	618-1733	.357	N/A	N/A	395-623	.634	N/A	799-36.3	512	89	N/A	N/A	N/A	1639-74.5
1950-51	22	560-1580	.354	N/A	N/A	411-633	.649	N/A	886-40.3	503	146	N/A	N/A	N/A	1531-69.6
1949-50	22	470-1575	.298	N/A	N/A	376-564	.667	N/A	N/A	350	N/A	N/A	N/A	N/A	1309-59.5

YEAR-BY-YEAR RESULTS

Legend:
(C)—Chicago Stadium (Chicago, Ill.)
(R)—Rosemont Horizon/Allstate Arena (Rosemont, Ill.)
(I)—Int'l Amphitheatre (Chicago, Ill.)
(A)—DePaul's Alumni Hall (Chicago, Ill.)
(U)—United Center (Chicago, Ill.)
(F)—Game later forfeited by opponent
(OT)—Overtime game
(#)—Northwestern's Associated Press ranking

1904-05
Record: 2-2
Coach: Tom Holland
Captain: Albert Cowden

2/24	L	19-34	at Chicago
3/8	W	38-31	at Beloit
3/11	W	24-23	Iowa
3/18	L	23-25	Chicago

1905-06
No Games

1906-07
Record: 1-5
Coach: Louis Gillesby
Captain: George Swift

1/11	L	10-16	Lake Forest
1/18	L	5-26	Chicago
1/26	L	9-21	Naperville
1/31	W	16-14	Evanston YMCA
2/20	L	6-34	at Chicago
2/28	L	21-38	Haskell

1907-08
Record: 2-7
Coach: Louis Gillesby
Captain: Harry Ross

1/11	W	21-18	Indiana
1/16	L	18-27	Evanston YMCA
1/24	W	32-12	Purdue
1/31	L	11-36	at Indiana
2/8	L	8-26	at Purdue
2/13	L	6-41	at Chicago
2/22	L	19-27	at Evanston YMCA
2/29	L	12-17	Chicago
3/7	L	13-18	Illinois

1908-09
Record: 1-7; 1-4 (7th)
Coach: Louis Gillesby
Captain: Harry Ross

1/9	L	18-20	Evanston YMCA
1/16	W	16-12	Indiana
1/22	L	13-23	Purdue
1/20	L	4-28	Chicago
2/13	L	16-21	Minnesota
2/20	L	13-25	Lake Forest
2/27	L	4-35	Illinois
3/6	L	9-28	at Naperville

1909-10
Record: 0-9; 0-9 (8th)
Coach: Louis Gillesby
Captain: Hubert Heren

1/8	L	9-55	at Wisconsin
1/15	L	4-31	at Chicago
1/23	L	22-29	Indiana
1/25	L	6-44	Chicago
2/12	L	10-18	at Indiana
2/19	L	11-18	Iowa
2/26	L	11-39	Wisconsin
3/5	L	6-35	at Iowa
3/3	L	18-38	at Minnesota

1910-11
Record: 3-15; 1-12 (8th)
Coach: Stuart Templeton
Captain: Robert Piper

1/7	L	16-24	at Chicago
1/14	L	9-29	Wisconsin
1/9	L	9-26	at Evanston YMCA
1/21	L	8-51	at Purdue
1/26	W	40-11	Evanston Reds
1/28	L	10-17	at Iowa
2/11	L	12-30	Purdue
2/15	W	21-18	Minnesota
2/18	L	18-27	Iowa
2/24	L	19-33	Indiana
2/25	L	15-26	Illinois
3/1	L	18-25	Chicago
3/4	L	12-15	Evanston YMCA
3/7	L	3-33	at Minnesota
3/8	L	11-23	at Wisconsin
3/11	L	12-41	at Indiana
3/15	W	33-29	Ravenswood
3/20	L	17-34	Hull House

1911-12
Record: 4-9; 0-8 (8th)
Coach: Charles Hammett
Captain: Earl Lamke

12/13	W	54-20	Garrett Bible Inst.
1/6	L	19-32	Wisconsin
1/13	L	13-38	at Chicago
1/17	W	50-22	Lewis Institute
1/20	L	10-31	at Purdue
1/24	W	29-12	Evanston Reds
2/10	L	11-27	Chicago
2/17	L	13-33	Purdue
2/21	W	34-17	DePaul
2/24	L	12-46	at Wisconsin
2/29	L	25-26	at Evanston YMCA
3/2	L	10-25	at Illinois
3/9	L	19-30	Illinois

1912-13
Record: 14-4; 7-2 (2nd)
Coach: Dennis Grady
Captain: Raymond Lamke

12/5	W	51-16	Lewis
12/10	L	11-39	Lake Forest
12/16	W	39-10	Armour
	W	42-27	Loyola
1/8	W	32-15	Evanston Academy
	W	58-10	Seward Park
1/16	W	29-12	Iowa
1/18	W	30-22	at Ohio State
2/21	L	25-28	Chicago
2/1	W	26-21	Indiana
	L	15-17	at Evanston YMCA
2/14	L	22-23	at Illinois
2/15	W	27-18	at Indiana
2/26	W	34-18	at Evanston Reds
3/1	W	19-11	at Iowa
3/8	W	36-16	Ohio State
3/15	W	20-18	Illinois

1913-14
Record: 11-6; 6-5 (5th)
Coach: Dennis Grady
Captain: Anderson Aldrich

12/18	W	52-16	Lewis
	L	10-20	Eckhart Park
	W	51-25	Central Park
1/4	W	25-24	Cornell Athletic Club
1/6	W	40-18	Lake Forest
1/7	W	42-18	Armour
1/10	W	21-20	at Minnesota
1/14	L	10-28	Chicago
1/17	W	49-33	Indiana
1/24	W	21-17	Minnesota
2/10	L	9-38	at Wisconsin
2/13	W	40-16	at Indiana
2/14	L	15-35	at Illinois
2/17	L	26-33	Wisconsin
2/21	W	34-23	at Iowa
2/24	L	29-34	at Chicago
3/3	W	46-12	Lake Forest
3/7	W	41-19	Iowa

1914-15
Record: 11-8; 5-5 (t4th)
Coach: Fred Murphy
Captain: Glenn Whittle

12/7	W	26-12	First Nat'l Bank
12/9	W	32-20	Armour
12/12	L	20-54	Illinois Athletic Club
12/14	L	14-19	at Lake Forest
12/15	W	36-16	West Aurora HS
12/16	W	44-19	Lewis
12/29	W	39-37	at Armour
1/2	L	38-45	at Illinois Ath. Club
1/4	W	33-12	Mercury Ath. Club
1/9	L	11-15	Chicago
1/13	W	26-15	Iowa
1/16	W	30-22	at Indiana
1/22	W	32-23	Ohio State
2/6	L	25-31	Indiana
2/12	L	18-26	Minnesota
2/16	L	14-22	at Chicago
2/27	W	25-21	at Ohio State
3/6	W	25-16	at Iowa
3/12	L	12-13	at Minnesota

1915-16
Record: 14-5; 9-3 (t2nd)
Coach: Fred Murphy
Captain: Frank Patterson

12/19	W	22-19	at N'western Coll.
12/20	L	8-20	at Beloit
12/28	L	20-33	at Buckeye Paints
12/29	W	26-18	at Detroit YMCA
12/31	W	55-23	at Flint Mich. Veh.
1/5	W	38-24	at N'western Coll.
1/8	W	26-23	at Ohio State
1/14	W	52-31	Chicago YMCA
1/18	L	18-22	at Wisconsin
1/22	W	28-18	at Chicago
1/25	W	39-12	Ohio State
1/29	W	20-18	Purdue
2/12	W	23-21	Illinois (OT)
2/16	W	28-20	Chicago
2/18	L	12-13	at Purdue
2/19	W	40-26	at Indiana
2/28	W	38-20	Indiana
2/29	W	25-17	Illinois
3/11	L	21-24	Wisconsin

1916-17
Record: 3-11; 2-10 (8th)
Coach: Fred Murphy
Captain: Marshall Underhill

1/4	L	19-21	N'western College
1/8	L	21-29	Wisconsin (OT)
1/12	L	17-47	at Illinois
1/16	W	21-15	Lake Forest
1/20	L	14-27	at Chicago
1/24	W	24-15	Iowa
1/17	L	13-22	Minnesota
2/12	L	21-23	at Wisconsin
2/16	L	12-29	Ohio State
2/22	L	25-27	at Ohio State (OT)
2/27	L	22-25	Chicago
3/2	L	12-21	Illinois
3/10	W	18-15	at Iowa
3/12	L	20-30	at Minnesota

1917-18
Record: 6-4; 5-3 (3rd)
Coach: Norman Elliott
Captain: Marshall Underhill

1/5	W	33-17	Wisconsin
1/26	W	21-11	at Michigan
2/2	W	57-36	Ohio State
2/8	W	19-16	Michigan State
2/9	L	22-38	at Illinois
2/16	L	27-41	Great Lakes
2/23	W	18-14	Michigan
2/25	L	24-30	at Ohio State
3/2	W	29-14	Illinois
3/7	L	18-26	at Wisconsin

1918-19
Record: 7-6; 6-4 (3rd)
Coach: Tom Robinson
Captain: R. Allen Marquardt

1/6	L	16-32	Great Lakes
1/11	W	20-15	at Wisconsin
1/18	L	28-29	Iowa
1/25	W	17-16	Michigan
2/1	W	23-22	at Purdue (OT)
2/7	W	63-25	Laporte
2/8	L	34-36	at Whiting Owls
2/15	L	17-24	at Chicago
2/17	W	32-27	Purdue
2/22	W	32-23	Wisconsin
3/1	L	22-24	at Michigan
3/5	W	15-12	Chicago
3/8	L	12-28	at Iowa

1919-20
Record: 3-7; 2-6 (t7th)
Coach: Norman Elliott
Captain: Robert Wilcox

12/18	W	35-16	Amer. Coll. of PE
1/3	L	12-19	at Minnesota
1/11	L	24-47	Whiting Red Crown
1/17	L	13-25	Iowa
1/19	W	28-24	Minnesota (OT)
1/31	L	11-32	at Indiana
2/10	L	16-53	at Purdue
2/14	L	20-49	Purdue
2/27	L	23-27	at Iowa
3/6	W	36-34	Indiana

1920-21
Record: 2-12; 1-11 (10th)
Coach: Ray Elder
Captain: Charles Saunders

12/17	W	25-14	Beloit
1/3	W	13-12	Wisconsin
1/15	L	19-34	at Purdue
1/17	L	10-31	at Indiana
1/22	L	13-31	Michigan
2/9	L	25-26	Chicago
2/12	L	10-22	at Wisconsin
2/14	L	11-26	Minnesota
2/19	L	21-23	Indiana
2/26	L	15-24	Purdue
3/7	L	18-31	at Marquette
3/12	L	13-29	at Minnesota
3/14	L	14-20	Iowa
3/28	L	17-33	at Iowa

1921-22
Record: 7-11; 3-9 (10th)
Coach: Dana Evans
Captain: Harold McKenzie

12/3	W	27-12	Armour
12/21	W	18-16	Notre Dame
12/22	L	19-27	at DePauw
12/31	W	29-14	Yale
1/5	W	34-15	U.S. Infantry
1/14	L	13-28	at Minnesota
1/9	L	9-21	Wisconsin
1/14	L	18-21	at Indiana
1/16	L	14-31	at Purdue
1/20	L	22-23	at Chicago
1/23	L	19-32	Purdue
2/11	L	21-30	at Notre Dame
2/18	W	25-16	Indiana
2/20	W	21-9	Minnesota
2/22	L	11-23	at Wisconsin
2/25	W	20-18	Ohio State
3/4	L	33-35	at Ohio State (2OT)
3/6	L	19-29	at Michigan

1922-23
Record: 5-11; 3-9 (8th)
Coach: Maury Kent
Captain: Harold McKenzie

12/15	W	24-16	Monmouth
12/19	W	20-14	Lake Forest

YEAR-BY-YEAR RESULTS

1/2	L	13-20	Notre Dame
1/6	L	10-21	Wisconsin
1/13	W	26-24	at Ohio State (OT)
1/15	W	19-17	at Purdue
1/22	L	10-16	at Michigan
1/27	L	22-29	at Iowa
1/29	L	18-20	Ohio State
2/10	L	11-28	Iowa
2/3	L	25-31	at Indiana
2/17	L	13-27	Michigan
2/20	W	30-26	Indiana
3/3	L	25-31	Indiana
3/5	L	17-29	at Wisconsin
	L	22-24	Purdue

1923-24
Record: 0-16; 0-12 (10th)
Coach: Maury Kent
Captain: Walter Stegman

12/15	L	14-15	Millikin
12/19	L	15-25	at Notre Dame
1/5	L	13-34	Yale
1/9	L	18-26	Chicago
1/12	L	10-25	Wisconsin
1/17	L	18-38	at Illinois
1/25	L	24-39	Indiana
1/26	L	10-15	DePauw
2/12	L	13-30	at Indiana
2/12	L	16-34	at Purdue
2/20	L	25-37	Purdue
2/23	L	16-24	at Minnesota
2/27	L	26-42	at Chicago
3/1	L	13-23	at Wisconsin
3/4	L	35-36	Illinois
3/8	L	20-30	Minnesota

1924-25
Record: 6-10; 4-8 (8th)
Coach: Maury Kent
Captain: John Karstens

12/19	L	13-22	Notre Dame
12/22	W	26-17	Michigan State
12/30	L	15-36	at Notre Dame
1/3	W	30-21	Mercer
1/10	L	16-29	at Michigan
1/14	L	16-27	Illinois
1/19	W	15-14	Minnesota
1/24	L	17-21	at Ohio State
2/7	L	20-35	Iowa
2/9	L	16-17	Michigan
2/12	L	20-30	at Illinois
2/17	W	29-7	Chicago
2/23	L	23-34	Ohio State
2/28	W	23-20	at Minnesota
3/7	L	15-26	at Iowa
3/11	W	17-16	at Chicago

1925-26
Record: 5-12; 3-9 (10th)
Coach: Maury Kent
Captain: Frank Mathews

12/15	L	20-30	Notre Dame
12/21	W	42-13	Michigan State
12/30	L	21-38	at Notre Dame
1/2	L	28-30	Kansas State
1/4	W	57-24	Mercer
1/9	L	30-32	Michigan
1/16	L	35-38	at Purdue
1/18	L	31-39	Indiana
1/23	L	27-35	at Wisconsin
1/25	W	37-21	Iowa
2/12	W	27-18	Ohio State
2/16	W	36-26	Wisconsin
2/20	L	11-12	at Iowa
2/27	L	22-36	at Ohio State
3/2	L	28-34	at Indiana
3/3	L	26-36	Purdue
3/8	L	14-46	at Michigan



THE 1930-31 BIG TEN CHAMPIONS posted a 16-1 record and notched a school-record 12 straight victories to open the season.

1926-27
Record: 3-14; 1-11 (t9th)
Coach: Maury Kent
Captain: Waldo Fisher

12/11	L	31-39	Wabash
12/18	W	31-25	Drake
12/20	W	32-22	Michigan State
12/30	L	20-28	at Notre Dame
1/3	L	21-27	Notre Dame
1/8	L	23-27	Illinois
1/12	L	27-34	Chicago
1/15	L	18-28	Wisconsin
1/17	L	24-36	Indiana
1/22	L	24-25	at Wisconsin
2/12	L	24-29	at Minnesota
2/16	L	32-46	at Illinois
2/19	L	21-40	at Chicago
2/23	L	19-22	at Purdue
2/26	W	33-25	Minnesota
3/5	L	25-44	at Indiana
3/7	L	36-44	Purdue

1927-28
Record: 12-5; 9-3 (t3rd)
Coach: Arthur Lonborg
Captain: Waldo Fisher

12/10	W	40-17	Wabash
12/13	W	53-22	Marquette
12/17	L	34-39	Pittsburgh
12/20	L	22-28	at Notre Dame
12/29	W	25-23	Notre Dame
1/7	W	25-20	Michigan
1/9	W	37-32	at Iowa
1/12	W	15-14	at Chicago
1/19	L	38-43	at Ohio State
1/30	W	25-22	Minnesota
2/8	L	20-32	at Illinois
2/13	W	49-28	Iowa
2/18	W	41-36	at Minnesota
2/25	L	27-45	at Michigan
2/28	W	39-18	Chicago
3/1	W	39-31	Illinois
3/5	W	43-21	Ohio State

1928-29
Record: 12-5; 7-5 (4th)
Coach: Arthur Lonborg
Captain: Harold Gleichmann

12/8	W	35-20	Wabash
12/14	W	30-24	Pittsburgh
12/18	W	18-14	at Notre Dame
12/31	W	41-17	Penn State
1/5	L	20-32	at Michigan
1/7	L	28-31	Ohio State
1/12	L	30-46	at Purdue
1/14	W	27-24	at Ohio State
1/17	W	28-27	Iowa
1/26	W	27-24	Notre Dame
2/5	W	31-30	at Indiana
2/11	W	24-23	Michigan
2/16	W	35-30	Purdue
2/18	L	23-37	at Wisconsin
2/23	L	25-31	Wisconsin
2/25	W	28-26	Indiana
3/2	W	38-33	at Iowa

1929-30
Record: 8-8; 6-6 (6th)
Coach: Arthur Lonborg
Captain: Charles "Rut" Walter

12/9	W	30-14	Cornell (Iowa)
12/14	L	30-38	Pittsburgh
12/19	W	30-28	at Notre Dame (OT)
12/31	L	19-22	Notre Dame
1/4	W	23-14	Wisconsin
1/11	W	32-27	at Minnesota
1/13	L	22-39	Purdue
1/18	L	22-36	at Indiana
1/25	W	37-17	at Chicago
2/10	L	24-30	Illinois
2/12	L	31-39	Indiana
2/15	L	22-29	at Wisconsin
2/17	W	47-17	Minnesota
2/22	W	34-32	at Illinois
2/26	L	16-29	at Purdue
3/4	W	39-24	Chicago

1930-31 BIG TEN CHAMPIONS
Record: 16-1; 11-1 (1st)
Coach: Arthur Lonborg
Captain: Bert Riel

12/8	W	36-23	Bradley
12/12	W	44-29	at Notre Dame
12/20	W	31-22	Carleton
12/31	W	32-10	Alabama
1/3	W	20-17	Notre Dame
1/10	W	27-22	Michigan
1/12	W	29-27	at Illinois
1/19	W	26-21	at Michigan
1/24	W	35-22	Ohio State
2/7	W	31-16	Chicago
2/9	W	35-26	Minnesota
2/14	W	27-15	at Chicago
2/16	L	28-35	Illinois
2/21	W	40-30	at Iowa
2/23	W	45-23	at Minnesota
2/28	W	32-18	at Ohio State
3/2	W	41-16	Iowa

1931-32
Record: 13-5; 9-3 (t2nd)
Coach: Arthur Lonborg
Captain: Robert McCarnes

12/6	W	33-19	Bradley
12/11	W	22-20	USC
12/17	W	33-16	Knts. Columbus (C)
12/19	W	39-17	Washington (Mo.)
12/21	L	25-32	at Notre Dame
12/31	L	21-22	Notre Dame
1/4	W	31-30	Wisconsin (OT)
1/9	W	29-23	Indiana
1/11	W	32-26	at Iowa
1/16	W	21-20	Michigan
1/18	W	28-24	at Wisconsin
1/23	W	25-24	Ohio State
2/8	W	29-25	at Indiana
2/13	L	25-30	Iowa
2/20	L	33-48	at Purdue
2/22	W	30-26	at Michigan
2/29	W	26-19	at Ohio State
3/5	L	17-31	Purdue

1932-33 BIG TEN CHAMPIONS
Record: 15-4; 10-2 (t1st)
Coach: Arthur Lonborg
Captain: Joseph Reiff

12/5	W	44-19	Bradley
12/10	W	36-29	Marquette
12/16	W	31-22	Pittsburgh
12/19	L	25-28	at Notre Dame
12/31	W	33-29	Notre Dame
1/7	L	25-27	at Illinois
1/9	W	35-28	Purdue
1/14	W	52-24	at Chicago
1/16	W	40-22	Wisconsin
1/21	W	30-27	Illinois
2/4	W	31-24	Wabash
2/6	W	32-28	at Indiana
2/13	W	41-25	Minnesota
2/18	W	57-23	Chicago
2/20	L	40-42	at Purdue
2/25	W	30-28	at Wisconsin
2/27	W	45-32	Indiana

3/2	L	24-26	at Marquette
3/4	W	38-29	at Minnesota

1933-34
Record: 11-8; 8-4 (t2nd)
Coach: Arthur Lonborg
Captains: Nelson Culver, Donald Brewer

12/6	W	40-19	Bradley
12/9	L	24-28	at Notre Dame
12/12	L	22-24	at Marquette
12/16	L	23-27	Pittsburgh
12/21	W	35-22	Nebraska
12/30	L	21-37	Notre Dame
1/6	L	28-41	at Iowa
1/8	W	33-26	Minnesota
1/13	W	32-25	at Ohio State
1/15	W	44-23	Michigan
1/20	L	20-34	at Illinois
1/22	W	42-31	Ohio State
1/27	L	30-31	at Minnesota
2/5	W	24-23	Wabash
2/10	L	34-36	Chicago
2/12	W	35-29	Iowa
2/19	W	32-25	Illinois
2/26	W	29-25	at Michigan
3/2	W	30-22	at Chicago

1934-35
Record: 10-10; 3-9 (8th)
Coach: Arthur Lonborg
Captains: Lyle Fisher, Albert Kawal

12/3	W	48-33	Carleton
12/7	W	35-29	Wabash
12/14	W	42-28	Pittsburgh
12/18	W	26-25	at Notre Dame
12/22	W	39-26	Michigan State
	W	41-36	Butler
1/7	L	9-16	at Wisconsin
1/12	L	35-38	Iowa
1/14	L	31-33	at Purdue
1/19	W	36-31	Wisconsin
1/21	L	11-19	at Michigan
1/26	L	19-29	Ohio State
2/9	L	26-28	Notre Dame
2/11	L	29-41	Ohio State
2/16	W	34-23	at Marquette
2/18	W	26-16	Michigan
2/23	L	32-36	at Indiana
3/2	W	40-22	Indiana
3/4	L	33-35	at Iowa
3/9	L	24-38	Purdue

1935-36
Record: 13-6-1; 7-5 (t3rd)
Coach: Arthur Lonborg
Captain: Norman Vance

12/6	W	56-27	Carleton
12/13	W	38-30	Pittsburgh
12/16	L	29-40	at Notre Dame
12/21	W	29-25	Michigan State
12/28	W	34-19	California
12/31	T	20-20	Notre Dame
1/4	W	37-15	at Marquette
1/11	L	24-27	at Indiana
1/13	W	45-24	Minnesota
1/18	W	40-28	at Illinois
1/20	L	29-30	at Minnesota
1/29	W	42-27	Chicago
2/1	W	53-38	Butler
2/15	L	27-31	at Purdue
2/17	L	38-39	Illinois
2/22	W	45-40	Purdue
2/24	W	33-28	at Wisconsin
2/29	L	34-41	Indiana
3/2	W	49-26	Wisconsin
3/7	W	34-33	at Chicago

1936-37
Record: 11-9; 4-8 (7th)
Coach: Arthur Lonborg
Captain: Mike McMichael

12/7	W	44-19	Carleton
12/11	W	37-28	Pittsburgh
12/16	W	38-19	at Notre Dame
12/19	W	38-26	Western Michigan
12/31	L	23-24	Notre Dame
1/4	W	47-38	at Illinois
1/9	L	26-33	Iowa
1/11	L	31-34	at Michigan
1/16	W	44-21	at Chicago
1/18	L	23-36	Minnesota
1/23	W	44-29	Michigan State
2/6	W	37-34	Marquette
2/8	L	29-39	at Iowa
2/13	W	38-31	Bradley
2/15	L	30-33	at Ohio State
2/20	L	32-34	Michigan
2/22	W	44-29	Ohio State
2/27	W	34-27	Chicago
3/1	L	33-34	at Minnesota
3/6	L	26-32	Illinois

1937-38
Record: 10-10; 7-5 (t3rd)
Coach: Arthur Lonborg
Captain: Fred Trenkle

12/3	W	53-23	Carleton
12/7	W	31-27	at Marquette
12/10	L	22-27	Pittsburgh
12/18	L	27-30	at Notre Dame
12/23	L	21-30	at Butler
12/31	L	29-40	Notre Dame
1/3	W	47-38	Wisconsin
1/4	L	36-43	California
1/8	W	35-34	Ohio State
1/10	W	36-28	at Iowa
1/15	W	32-29	at Indiana
1/17	L	26-37	at Purdue
1/22	W	30-29	Michigan
2/5	W	28-26	Bradley
2/12	W	27-23	at Wisconsin
2/19	W	52-41	Indiana
2/21	L	25-26	Iowa
2/28	L	36-41	at Ohio State
3/5	L	39-42	Purdue
3/7	L	22-30	at Michigan

1938-39
Record: 7-13; 5-7 (6th)
Coach: Arthur Lonborg
Captain: Robert Voigts

12/7	W	45-23	Carleton
12/10	L	37-48	Pittsburgh
12/17	L	41-49	at St. John's
12/19	L	29-32	at Temple
12/22	L	30-48	at Notre Dame
12/31	W	43-39	Notre Dame
1/7	L	24-35	at Purdue
1/9	L	28-37	Michigan
1/14	L	33-38	Ohio State
1/16	W	32-31	Minnesota
2/2	L	26-36	Marquette
2/4	W	27-25	Iowa
2/11	W	34-31	at Chicago
2/13	W	37-27	Wisconsin
2/18	L	37-44	at Indiana
2/20	L	26-30	at Ohio State
2/25	W	36-34	Illinois
2/27	L	26-41	at Iowa
3/6	L	26-32	at Michigan

1939-40
Record: 13-7, 7-5 (t4th)
Coach: Arthur Lonborg
Captain: Addington Vance

12/5	W	30-14	Carleton
12/14	W	41-29	Washington State
12/16	W	39-33	Pittsburgh
12/20	W	42-26	Princeton
12/30	W	47-37	Notre Dame
1/6	L	29-40	Purdue
1/8	W	46-38	at Minnesota
1/13	W	44-28	Chicago
1/15	L	31-32	at Ohio State
1/20	L	30-46	at Marquette
1/27	L	27-56	at Notre Dame
2/8	W	32-20	at Butler
2/10	W	47-34	Michigan
2/12	L	33-35	at Illinois
2/17	W	40-36	Indiana
2/19	L	52-58	Ohio State
2/24	W	39-29	Iowa
2/26	L	34-39	at Michigan
3/2	W	47-44	at Wisconsin
3/4	W	43-34	at Iowa

1940-41
Record: 7-11; 3-9 (9th)
Coach: Arthur Lonborg
Captain: Al Butherus

12/9	W	35-32	Wabash
12/18	L	31-32	at Butler
12/21	W	48-28	Pittsburgh
12/31	W	46-36	Notre Dame
1/4	W	34-23	Princeton
1/11	L	40-46	at Ohio State
1/13	L	32-52	at Indiana
1/18	L	41-42	Illinois (OT)
1/20	L	41-52	at Iowa
1/25	W	45-34	Michigan
2/8	L	36-47	at Notre Dame
2/10	L	46-48	Wisconsin
2/15	W	41-36	at Chicago
2/18	L	34-55	Minnesota
2/22	L	29-35	Ohio State
2/24	L	39-45	at Michigan
3/1	W	45-36	Iowa
3/3	L	20-38	at Purdue

1941-42
Record: 8-13; 5-10 (t7th)
Coach: Arthur Lonborg
Captain: Henry Clason

12/8	W	61-39	Western Michigan
12/13	W	46-40	Butler
12/20	W	44-32	Pittsburgh (C)
12/31	L	36-40	Notre Dame
1/3	W	50-40	Indiana
1/5	W	49-38	Minnesota
1/10	W	69-50	at Chicago
1/12	L	32-34	Michigan
1/14	L	38-47	at Great Lakes
1/17	L	46-49	Wisconsin (C)
1/19	L	41-51	at Ohio State
1/20	L	43-61	at Notre Dame
2/7	L	33-41	at Illinois
2/9	L	41-50	Purdue
2/14	L	44-46	Iowa
2/16	W	47-46	Chicago
2/21	L	47-59	at Wisconsin
2/23	L	42-56	Purdue
2/28	L	49-63	Illinois (C)
3/3	W	49-45	at Indiana
3/7	L	42-61	at Minnesota



THE 1932-33 BIG TEN CHAMPIONS went 15-4 with one of the losses coming by three points while the three others were decided by just two points.

YEAR-BY-YEAR RESULTS

1942-43
Record: 8-9; 7-5 (3rd)
Coach: Arthur Lonborg
Captain: Russ Wendland

12/7	L	42-52	Western Michigan
12/12	L	44-53	Notre Dame (C)
1/3	W	59-47	Great Lakes
1/9	L	65-67	Wisconsin (C)
1/11	W	49-32	Michigan
1/16	L	36-49	Notre Dame (C)
1/25	L	46-47	at Minnesota
2/1	L	51-68	at Illinois
2/6	W	67-40	Purdue (C)
2/8	L	36-57	at Great Lakes
2/13	W	52-33	Iowa
2/15	W	52-50	Iowa
2/20	W	63-29	at Chicago
2/22	W	56-54	at Wisconsin
2/27	L	44-86	Illinois (C)
3/1	L	41-53	at Michigan
3/6	W	63-54	at Ohio State

1943-44
Record: 12-7; 8-4 (t4th)
Coach: Arthur Lonborg
Captain: Otto Graham

12/11	L	45-47	Western Michigan
12/18	W	48-32	Notre Dame (C)
12/31	W	54-36	Great Lakes
1/7	W	57-47	at Michigan
1/8	W	60-38	Wisconsin (C)
1/14	W	77-20	at Chicago
1/21	W	43-36	Notre Dame (C)
1/22	W	42-40	Ohio State
1/24	L	36-46	at Great Lakes
1/29	W	43-35	Iowa Pre-Flight (C)
2/4	L	47-50	at Wisconsin (2OT)
2/5	W	57-32	Minnesota (C)
2/11	W	42-29	at Illinois
2/12	L	43-51	Camp Grant (C)
2/19	L	45-50	Michigan
2/25	L	47-50	Illinois (C)
2/26	W	51-45	at Purdue
3/3	L	39-45	at Iowa
3/4	W	42-41	at Iowa

1944-45
Record: 7-12; 4-8 (t6th)
Coach: Arthur Lonborg
Captain: Ben Schadler

12/9	W	56-43	DePauw
12/16	W	58-44	Marquette (C)
12/23	W	68-54	Western Michigan
12/26	L	38-41	Great Lakes
1/6	W	52-37	at Wisconsin
1/12	W	52-33	Minnesota
1/13	L	46-53	at Ohio State
1/19	L	42-51	at Illinois
1/20	L	48-52	at Purdue (OT)
1/27	L	43-44	Wisconsin (C)
1/30	L	39-58	at Great Lakes
2/2	L	49-59	Purdue (C)
2/3	L	37-56	Notre Dame (C)
2/9	W	49-34	at Michigan
2/10	L	32-36	Ohio State (C)
2/16	L	45-46	Michigan (C) (OT)
2/17	L	37-43	at Minnesota
2/24	W	57-45	Illinois (C)
2/27	L	66-71	at Notre Dame

1945-46
Record: 15-5; 8-4 (t3rd)
Coach: Arthur Lonborg
Captain: Max Morris

12/10	W	67-36	DePauw
12/15	W	64-35	Marquette
12/21	W	47-46	Western Mich. (C)
12/31	W	51-50	Great Lakes
1/3	W	61-41	Brigham Young
1/7	W	52-44	at Purdue
1/12	W	60-41	Michigan
1/14	L	38-45	at Illinois
1/19	L	37-56	at Michigan
1/21	W	44-42	at Great Lakes
1/26	W	56-34	Wisconsin (C)
1/28	L	41-47	at Ohio State
2/1	W	63-54	Purdue (C)
2/2	W	56-55	Notre Dame (C)
2/8	W	72-49	Minnesota
2/9	W	63-58	at Wisconsin
2/16	W	48-43	Illinois (C)
2/18	W	52-50	at Minnesota
2/23	L	46-53	Ohio State (C)
2/26	L	50-57	at Notre Dame

1946-47
Record: 7-13; 2-10 (9th)
Coach: Arthur Lonborg
Captain: Ben Schadler

12/5	W	59-45	Ripon
12/14	W	63-49	Marquette (C)
12/16	W	39-37	Pittsburgh
12/19	W	65-51	North Carolina (C)
12/21	L	44-48	USC (C)
12/31	W	44-40	Butler
1/4	L	31-39	at Michigan
1/11	L	40-55	at Illinois
1/13	L	41-49	Michigan
1/8	L	49-60	at Ohio State
1/25	W	59-40	Iowa (C)
1/27	L	44-45	at Wisconsin
2/1	L	61-63	at Minnesota (OT)
2/8	W	54-53	Purdue (C)
2/11	L	44-52	Notre Dame (C)
2/15	L	42-54	Wisconsin (C)
2/17	L	43-69	at Indiana
2/22	L	51-52	Illinois (C)
2/28	L	42-62	Ohio State (C)
3/1	L	53-55	Notre Dame (C)

1947-48
Record: 6-14; 3-9 (t8th)
Coach: Arthur Lonborg
Captain: Charles Tourek

12/6	W	52-51	Butler
12/13	L	55-61	Notre Dame (C)
12/20	L	46-52	USC (C)
12/29	L	50-60	Yale
12/31	L	41-49	Missouri
1/3	L	60-64	at Ohio State
1/5	L	47-52	at Illinois
1/10	W	63-46	Western Michigan
1/12	W	51-48	Michigan
1/17	L	41-52	at Purdue
1/19	W	68-38	Marquette
1/24	L	48-59	Notre Dame (C) (OT)
1/31	L	37-53	at Michigan
2/2	L	54-57	at Iowa
2/7	L	62-68	Wisconsin (C)
2/9	W	47-45	Ohio State
2/14	L	51-53	Minnesota (C)
2/21	W	47-42	Indiana (C)
2/23	L	54-59	at Wisconsin
2/28	L	43-60	Illinois (C)

1948-49
Record: 5-16; 2-10 (9th)
Coach: Arthur Lonborg
Captains: Bill Sticklen, Chet Strumillo

12/4	L	51-52	Western Michigan
12/11	L	44-55	Notre Dame (C)
12/18	W	68-43	Navy (C)
12/21	L	44-49	at UCLA
12/23	W	38-35	at USC
1/1	L	49-52	Dartmouth
1/3	L	37-59	at Missouri
1/8	L	56-68	at Ohio State
1/15	L	40-53	at Michigan
1/22	W	65-44	Iowa (C)
1/25	W	70-38	Marquette
1/29	L	54-60	Purdue (C)
1/31	L	40-61	at #5 Minnesota
2/5	L	46-54	Michigan (C)
2/7	L	66-85	at #4 Illinois
2/12	L	52-56	Wisconsin (C)
2/14	L	41-56	at Indiana
2/19	W	62-50	Ohio State (C)
2/21	L	46-57	at Wisconsin
2/26	L	64-81	#4 Illinois (C)
3/5	L	56-59	Notre Dame (C)

1949-50
Record: 10-12; 3-9 (t8th)
Coach: Arthur Lonborg
Captains: Robert Hughes, James Barr

12/1	W	54-43	Western Michigan
12/5	W	58-55	Ripon
12/10	L	63-67	Colorado (C)
12/17	W	66-56	Notre Dame (C)
12/19	L	54-64	at Iowa State
12/23	W	68-46	Michigan State (C)
12/29	W	64-58	UCLA
12/31	W	68-49	Princeton
1/7	W	60-58	at Purdue (OT)
1/9	W	60-53	#10 Minnesota (C)
1/14	L	51-61	at #15 Ohio State
1/16	L	50-76	at Illinois
1/21	L	56-61	at Iowa
1/28	L	57-64	Notre Dame (C)
2/4	L	59-64	#12 Indiana (C)
2/6	L	44-59	at Michigan
2/11	L	59-66	Wisconsin (C)
2/18	L	46-68	#3 Ohio State (C)
2/20	W	61-52	Marquette
2/25	W	76-53	Michigan (C)
2/27	L	53-67	at Wisconsin
3/4	L	52-69	Illinois (C)

1950-51
Record: 12-10; 7-7 (t4th)
Coach: Harold Olsen
Captains: Ray Ragelis, Jake Fendley

12/2	W	64-62	Western Michigan
12/9	W	70-60	at Butler
12/16	L	76-82	Notre Dame (C)
12/20	W	70-61	at Rice
12/21	L	49-67	at Tulane
12/28	W	81-69	at Marquette
12/30	L	73-76	Notre Dame
1/6	L	62-67	Michigan State
1/8	W	67-64	at Michigan
1/13	W	73-70	Iowa
1/15	L	56-68	at Wisconsin
1/20	W	81-75	Ohio State
1/27	W	97-79	Purdue
1/29	W	78-67	at Ohio State
2/3	W	54-53	#17 Kansas (C)
2/5	L	55-73	at Iowa
2/10	W	60-56	Michigan
2/12	L	48-52	at Michigan State
2/17	L	63-94	at #6 Indiana
2/24	L	68-73	Minnesota
2/26	W	84-83	at Purdue
3/3	L	76-80	#6 Illinois (C)

1951-52
Record: 7-15; 4-10 (t8th)
Coach: Harold Olsen
Captain: Bernard Brady

12/3	W	93-57	Butler
12/10	W	80-77	Western Michigan
12/11	L	54-65	at #14 Notre Dame
12/28	L	64-71	vs. Washington State
12/29	L	60-83	at #3 Washington
12/31	L	58-69	at Oregon State
1/5	W	75-70	Ohio State
1/7	L	49-82	at #20 Michigan State
1/12	W	85-83	Purdue
1/14	L	64-78	at #10 Iowa
1/15	L	58-74	Wisconsin
1/21	W	59-57	at Michigan
1/26	L	56-74	at Minnesota
2/2	W	86-76	Michigan State
2/4	L	69-75	Notre Dame
2/9	L	69-71	Michigan
2/12	L	61-79	at Ohio State
2/16	L	85-96	#20 Indiana
2/18	L	65-72	at Purdue
2/25	W	87-56	Ripon
3/1	L	68-77	#7 Iowa
3/3	L	74-95	at #2 Illinois

1952-53
Record: 6-16; 5-13 (8th)
Coach: Waldo Fisher
Captain: Larry Dellefield

12/6	L	79-95	Western Michigan
12/22	W	90-72	Butler
12/27	L	47-52	Michigan State
12/29	L	70-82	at Ohio State
12/31	L	57-62	#19 Notre Dame
1/3	W	71-65	at #9 Minnesota
1/10	W	84-57	Michigan
1/12	L	58-83	at #4 Illinois
1/17	L	56-78	Wisconsin
1/19	L	68-69	at Iowa
1/24	L	63-76	at Michigan State
1/26	W	82-73	Ohio State
1/31	W	84-65	Purdue
2/2	L	69-72	Minnesota
2/7	L	84-88	#2 Indiana
2/14	L	73-81	at Purdue
2/21	L	67-83	at Notre Dame
2/27	W	85-84	at Michigan
2/28	L	78-93	Iowa
3/2	L	88-90	at #2 Indiana (OT)
3/7	L	58-74	at Wisconsin
3/9	L	70-86	#10 Illinois

1953-54
Record: 9-13; 6-8 (t5th)
Coach: Waldo Fisher
Captain: John Biever

12/5	W	69-53	Western Michigan
12/7	L	66-75	at Notre Dame
12/19	L	68-70	at Tulane
12/21	L	51-79	at #5 LSU
12/26	W	76-57	Yale
12/28	W	70-57	Butler
12/31	L	50-52	Notre Dame
1/4	L	65-66	#8 Illinois
1/9	W	72-60	Michigan
1/11	L	47-64	at Wisconsin
1/16	L	63-78	at Purdue
1/23	L	78-82	#9 Minnesota
1/25	L	52-65	at Iowa
1/29	L	60-78	at Butler
2/1	L	62-65	at Michigan State
2/8	W	89-71	Ohio State
2/13	W	100-90	#3 Indiana (OT)
2/15	W	84-73	at Michigan
2/20	W	90-72	Purdue
2/22	W	80-71	Michigan State
2/27	L	69-81	at Minnesota
3/1	L	82-84	at #20 Illinois

1954-55
Record: 12-10; 7-7 (5th)
Coach: Waldo Fisher
Captain: Walter Stoeppelwerth

12/4	W	87-63	Western Michigan
12/8	L	69-79	at #9 Notre Dame
12/18	W	77-63	Tulane
12/20	W	83-66	LSU
12/22	L	62-83	at Butler
12/27	W	81-74	Butler
12/31	W	93-83	Princeton
1/3	W	74-72	#11 Minnesota
1/8	L	77-78	at Purdue
1/15	L	74-82	Notre Dame
1/17	W	93-88	#17 Purdue (OT)
1/22	W	93-73	#19 Iowa
1/24	L	82-102	at #14 Minnesota
1/29	L	90-91	at Ohio State (16)
1/31	W	96-81	Michigan (16)
2/5	L	89-104	at #10 Illinois
2/12	W	56-54	Michigan State
2/14	L	70-72	at Michigan

YEAR-BY-YEAR RESULTS

2/19	W	85-78	at Indiana
2/21	L	69-71	at Michigan State
2/26	W	80-72	Wisconsin
3/5	L	69-81	#17 Illinois

1955-56
Record: 2-20; 1-13 (10th)
Coach: Waldo Fisher
Captain: Dick Mast

12/3	L	67-72	Western Michigan
12/5	L	70-91	at Kansas
12/10	L	61-71	Notre Dame
12/20	L	81-85	at Oregon
12/21	L	61-63	at Oregon State
12/27	L	65-88	Princeton
12/29	W	74-60	Dartmouth
1/2	L	81-94	at Indiana
1/7	L	54-68	at Purdue
1/14	L	76-94	Michigan
1/16	L	72-86	at Notre Dame
1/23	L	42-91	at #11 Ohio State
1/28	L	67-83	at Minnesota
1/30	L	68-78	Purdue
2/4	L	55-79	Wisconsin
2/11	L	65-70	#17 Iowa
2/13	L	72-83	Ohio State
2/20	L	93-96	at Michigan State
2/25	L	82-84	Indiana
2/27	L	68-86	at #13 Iowa
3/3	L	70-76	at Wisconsin
3/5	W	83-82	#2 Illinois

1956-57
Record: 6-16; 2-12 (10th)
Coach: Waldo Fisher
Captains: Glen Lose, Bill Schulz

12/1	W	99-60	Western Michigan
12/3	L	67-87	at Kansas
12/8	L	71-73	Pittsburgh
12/10	W	75-60	at Notre Dame
12/28	W	79-77	vs. Wyoming*
12/29	L	84-94	at Detroit*
12/31	W	73-63	Yale
1/5	W	75-54	Wisconsin
1/7	L	61-82	Notre Dame
1/12	L	63-64	at Michigan
1/14	L	57-77	at Purdue
1/19	L	62-73	Minnesota
1/21	W	70-63	Iowa
1/26	L	73-83	at #12 Ohio State
1/28	L	77-81	Purdue
2/2	L	63-77	Michigan State
2/4	L	56-74	at Indiana
2/11	L	97-104	at #15 Illinois
2/16	L	74-87	#18 Indiana
2/23	L	66-74	at Iowa
3/2	L	70-84	Ohio State
3/4	L	69-82	at Wisconsin

* Motor City Classic, Detroit, Mich.

1957-58
Record: 13-9; 8-6 (t4th)
Coach: William Rohr
Captain: Nick Mantis

12/2	W	97-78	at Western Michigan
12/7	L	65-71	Kansas
12/9	W	74-58	South Dakota State
12/21	W	64-46	South Dakota
12/26	L	68-71	at #13 N.C. State*
12/27	W	80-70	vs. Duquesne*
12/28	W	66-53	vs. #18 Saint Louis*
12/31	L	66-71	Notre Dame
1/4	L	65-68	at Indiana
1/11	W	93-72	Michigan
1/13	W	82-80	at Iowa (OT)
1/18	L	78-83	#18 Michigan State
1/25	L	60-74	at #15 Michigan State
1/27	W	85-76	Minnesota
2/1	L	98-102	at Illinois (OT)
2/3	L	72-84	at Purdue
2/10	W	78-76	Ohio State
2/15	W	76-75	at Minnesota
2/22	W	75-66	at Michigan
2/24	L	78-86	Iowa
3/1	W	82-65	Wisconsin
3/8	W	88-72	Illinois

* Dixie Classic, Raleigh, N.C.

1958-59
Record: 15-7; 8-6 (t2nd)
Coach: William Rohr
Captains: Nick Mantis, Joe Ruklick

12/1	W	102-60	Western Michigan
12/6	W	66-62	Maryland
12/8	W	68-63	at Notre Dame
12/19	W	73-68	at Louisville* (10)
12/20	L	64-78	vs. #10 N. Carolina* (6)
12/22	W	75-69	Washington (6)
12/27	W	118-109	#5 W. Va. (C) (2OT) (12)
12/31	W	102-67	Notre Dame (6)
1/3	W	80-77	Iowa (6)
1/5	W	83-78	at Michigan (6)
1/10	L	69-76	Indiana (8)
1/17	L	77-88	at Ohio State (11)
1/19	L	67-71	Minnesota (11)
1/24	W	99-96	at Iowa (OT) (18)
1/31	L	72-81	at #8 Michigan State
2/7	W	88-79	Illinois
2/14	L	63-65	#20 Purdue (OT)
2/16	L	68-71	#12 Michigan State
2/21	W	87-84	Michigan
2/23	W	79-62	at Minnesota
2/28	W	86-82	at Wisconsin
3/8	W	84-81	at Illinois

* Bluegrass Festival, Louisville, Ky.

1959-60
Record: 11-12; 8-6 (t3rd)
Coach: William Rohr
Captain: Willie Jones

12/1	W	80-66	Western Michigan
12/5	L	67-76	Kansas
12/9	L	88-93	Notre Dame (2OT)
12/19	W	78-74	Boston University
12/21	L	60-79	at Washington
12/22	L	61-67	at Washington
12/28	L	62-81	at #20 USC*
12/29	L	79-92	vs. #8 Illinois*
12/30	W	79-72	vs. Michigan*
1/4	W	61-57	#7 Indiana
1/9	L	59-73	at Iowa
1/11	W	77-69	at Wisconsin
1/16	L	64-81	at #5 Ohio State
1/23	W	62-61	Minnesota
2/1	L	58-76	at Indiana
2/6	L	58-77	#4 Ohio State
2/8	W	66-64	at Minnesota
2/13	W	83-75	at Michigan
2/20	L	70-75	Purdue
2/22	W	71-69	Michigan State
2/27	W	68-66	at Purdue
2/29	W	73-59	Wisconsin
3/5	L	77-84	Illinois

* Pacific Coast Tourn., Los Angeles, Calif.



NORTHWESTERN'S 1958-59 SQUAD was ranked in the *Associated Press* poll for a school-record seven consecutive weeks, won nine of its first 10 games and finished second in the Big Ten.

1960-61
Record: 10-12; 6-8 (6th)
Coach: William Rohr
Captain: Brad Snyder

12/1	W	73-72	Western Michigan
12/3	L	69-86	at Kansas
12/5	L	60-78	at Wichita State
12/10	L	72-73	Missouri
12/19	L	40-62	California (C)
12/20	W	53-45	Washington
12/28	W	87-71	Dartmouth
12/31	W	59-56	Notre Dame
1/7	L	64-79	at Purdue
1/14	L	45-79	#1 Ohio State
1/16	L	54-66	at Minnesota
1/21	W	77-62	at Michigan State
1/23	W	64-62	Purdue
1/28	L	59-66	Minnesota
2/4	L	78-90	at Indiana
2/11	W	54-52	Wisconsin
2/13	L	65-89	at #1 Ohio State
2/18	W	78-72	at Illinois
2/25	W	66-56	Michigan
2/27	W	60-58	Indiana
3/4	L	61-75	at Wisconsin
3/11	L	62-63	#8 Iowa

1961-62
Record: 8-15; 3-11 (t9th)
Coach: William Rohr
Captain: Ralph Wells

12/2	W	61-56	at Western Michigan
12/4	L	58-59	at Notre Dame (OT)
12/6	L	56-61	Wichita State
12/9	L	69-84	at Missouri
12/16	W	59-56	Creighton
12/19	W	65-64	Colorado
12/23	W	93-74	Brown
12/27	W	64-62	Princeton (OT)
12/30	L	77-80	Manhattan (C)
1/6	L	62-85	#1 Ohio State
1/8	L	69-74	at Iowa
1/13	L	74-90	at Purdue
1/20	L	60-72	Iowa
1/27	W	71-70	at Michigan State
1/29	L	71-72	Indiana
2/3	L	61-97	at #1 Ohio State
2/10	W	84-66	Michigan
2/12	L	70-88	at Illinois
2/17	L	64-73	at Minnesota
2/24	L	64-65	Wisconsin
2/26	W	71-64	Michigan State
3/3	L	71-82	at Michigan
3/10	L	68-73	Illinois

1962-63
Record: 9-15; 6-8 (7th)
Coach: William Rohr
Captain: Bill Gibbs

12/1	W	83-74	Western Michigan
12/3	W	57-55	at Pittsburgh
12/8	L	64-69	at Colorado
12/15	L	60-71	at Kentucky
12/17	L	75-80	at SMU
12/20	L	63-70	UCLA
12/22	L	57-62	Kansas
12/26	W	62-61	vs. #9 Stanford*
12/27	L	50-75	vs. Colorado State*
12/28	L	52-69	vs. Saint Louis*
1/5	L	75-78	at Michigan
1/14	L	76-78	#5 Illinois
1/19	L	68-80	at Michigan State
1/26	W	96-82	Purdue
1/28	L	70-72	at Ohio State
2/2	W	100-87	at Indiana
2/9	L	65-66	Iowa (2OT)
2/16	L	65-78	at Wisconsin
2/18	W	63-62	Michigan
2/23	W	71-66	Minnesota
2/25	L	45-50	#5 Ohio State
3/2	W	76-66	at Iowa

3/4 L 73-79 at #6 Illinois
3/9 W 100-83 Michigan State
* Los Angeles Classic, Los Angeles, Calif.

1963-64
Record: 8-13; 6-8 (t6th)
Coach: Larry Glass
Captains: Rich Falk, Rick Lopossa
11/30 W 80-78 Western Michigan
12/7 L 63-95 #9 Kentucky
12/10 L 66-75 #2 NYU (C)
12/14 W 88-79 SMU
12/21 L 68-70 Notre Dame
12/27 L 69-91 at La Salle*
12/28 L 82-88 vs. #1 Loyola (Ill.)*
1/4 L 73-85 at #5 Michigan
1/6 W 79-65 Indiana
1/11 W 76-63 Wisconsin
1/18 L 74-76 at Minnesota
1/25 W 82-76 Minnesota
2/1 L 71-73 at Illinois
2/8 W 93-86 Michigan State
2/11 W 72-64 at Wisconsin
2/15 L 84-93 at Purdue
2/22 L 61-72 Ohio State
2/24 W 98-76 Iowa
2/29 L 97-107 at Michigan State
3/7 L 73-76 Purdue
3/9 L 68-76 at Indiana
* Quaker City Tournament, Philadelphia, Pa.

1964-65
Record: 7-17; 3-11 (9th)
Coach: Larry Glass
Captain: Don Jackson
12/1 W 95-81 at Western Michigan
12/5 W 58-55 at #18 Kansas
12/9 L 75-83 at Evansville
12/12 W 87-80 Colorado
12/19 L 70-82 Creighton
12/23 L 67-88 Ohio
12/26 L 69-87 Drake (C)
12/28 W 70-65 vs. Washington St.*
12/29 L 65-67 vs. Oregon State*
12/30 L 74-82 vs. Oregon*
1/9 L 73-86 at #2 Indiana
1/16 L 68-90 #2 Michigan
1/23 W 76-75 at Michigan State
1/30 W 77-75 Michigan State
2/2 L 66-70 at Minnesota
2/6 L 72-78 at Iowa
2/13 L 76-86 #8 Indiana
2/15 L 87-92 Purdue
2/20 L 77-88 Minnesota
2/23 L 87-93 Wisconsin (OT)
2/27 L 87-100 at Ohio State
3/2 L 70-93 Illinois
3/6 L 76-88 Wisconsin
3/8 W 87-82 at Purdue
* Far West Classic, Portland, Ore.

1965-66
Record: 12-12; 7-7 (t5th)
Coach: Larry Glass
Captain: Jim Pitts
12/4 W 62-60 Ohio
12/6 L 55-70 at Colorado
12/11 L 75-86 at Kentucky
12/18 W 61-48 Tulane
12/20 W 67-60 vs. Missouri*
12/21 W 73-71 vs. Texas*
12/23 L 58-59 #4 Vanderbilt
12/27 L 63-75 at USC√
12/29 L 75-105 vs. Syracuse√
12/30 W 98-86 vs. LSU√
1/8 W 111-97 Purdue
1/10 L 58-70 at #7 Iowa
1/15 L 86-93 Michigan
1/22 L 73-79 at Ohio State
1/29 L 68-77 Michigan State
2/1 L 76-86 at Minnesota
2/7 W 80-77 at Illinois
2/12 W 81-73 Iowa
2/19 W 83-82 at Indiana
2/21 W 76-65 Wisconsin
2/26 W 78-77 Ohio State
2/28 L 62-90 at Wisconsin
3/5 L 92-105 at Michigan
3/7 W 84-76 Illinois
* Memphis State Classic, Memphis, Tenn.
√ Los Angeles Classic, Los Angeles, Calif.

1966-67
Record: 11-11; 7-7 (t5th)
Coach: Larry Glass
Captains: Jim Burns, Ron Kozlicki
12/3 W 93-67 Ohio
12/5 W 120-83 Ball State
12/10 L 116-118 #3 Kentucky
12/19 W 121-116 at Tulane
12/21 L 92-116 at #10 Vanderbilt
12/26 W 62-60 vs. St. John's*
12/27 L 79-91 vs. Providence*
12/28 L 87-91 vs. Rhode Island*
1/7 W 93-73 at Michigan
1/10 W 104-96 Illinois
1/21 W 90-88 Iowa
1/30 W 100-77 Ohio State
2/4 L 83-93 at Illinois
2/11 W 105-82 Michigan
2/14 L 75-80 at Iowa
2/18 L 79-81 Indiana
2/21 L 94-110 at Wisconsin
2/25 W 95-82 at Ohio State
2/28 W 91-82 Wisconsin
3/4 L 84-86 Minnesota
3/6 L 80-89 at Purdue
3/11 L 66-79 at Michigan State
* New York Holiday Festival (Madison Square Garden)

1967-68
Record: 13-10; 8-6 (4th)
Coach: Larry Glass
Captain: Mike Weaver
12/3 L 70-71 at Ohio
12/5 W 87-69 Butler
12/9 W 88-83 #3 Louisville (C)
12/16 W 91-64 Valparaiso
12/18 W 79-68 at Missouri
12/20 L 68-73 at Colorado
12/27 L 67-80 vs. Marquette*
12/28 L 66-83 vs. North Texas St.*
12/29 W 96-71 at Hawaii*
1/6 W 76-67 Iowa
1/13 W 86-81 at Indiana
1/16 W 77-71 Minnesota
1/20 L 62-75 at Michigan State
1/27 W 82-74 Purdue
2/3 L 89-98 at Purdue
2/10 W 78-71 Illinois
2/13 L 80-85 at Minnesota
2/17 W 69-61 Michigan State
2/20 L 67-87 at Ohio State
2/24 L 61-62 at Illinois
2/27 W 73-66 Indiana (OT)
3/2 L 79-83 at Michigan
3/9 W 77-75 Wisconsin
* Rainbow Classic, Honolulu, Hawaii

1968-69
Record: 14-10; 6-8 (t5th)
Coaches: Larry Glass, Brad Snyder
Captain: Terry Gamber
11/30 L 58-64 at Stanford
12/2 W 82-73 at UC-Santa Barbara
12/5 W 79-67 Missouri
12/7 W 73-69 at Butler
12/9 W 83-66 Colorado
12/19 W 89-80 Ohio
12/23 W 77-61 Washington State
12/26 W 76-72 vs. Florida*
12/27 W 77-68 vs. Boston College*
1/4 W 85-71 at Michigan St. (19)
1/11 L 77-82 #4 Illinois (OT) (12)
1/14 L 70-87 at Indiana (17)
1/18 L 75-89 Michigan State (17)
1/21 W 100-85 Michigan
1/24 L 67-81 #1 UCLA (C)
2/1 L 80-89 at Minnesota
2/8 L 84-97 #9 Purdue
2/11 L 80-84 at Iowa (OT)
2/15 W 91-88 Indiana
2/22 L 68-107 at #9 Purdue
2/25 W 86-83 #14 Ohio State
3/1 W 74-70 Minnesota
3/4 W 72-70 at Wisconsin
3/8 L 68-78 at #20 Illinois
* Gator Bowl Classic, Jacksonville, Fla.

1969-70
Record: 9-15; 4-10 (9th)
Coach: Brad Snyder
Captain: Dale Kelley
12/1 L 79-90 Ohio
12/3 L 68-83 Columbia (C)
12/6 W 83-79 Florida
12/9 W 102-74 George Washington
12/19 L 81-86 vs. #20 Washington*
12/20 W 101-91 at Arizona State*
12/26 W 78-77 vs. Rutgers√
12/27 L 75-98 vs. N.C. State√
12/29 W 91-74 vs. The Citadel#
12/30 L 91-93 vs. Texas A&M#
1/3 L 92-96 Michigan
1/10 L 93-98 at Michigan State
1/13 L 80-101 #17 Illinois
1/17 L 67-93 at Ohio State
1/24 W 66-65 Purdue
1/31 L 64-68 Ohio State
2/3 L 78-80 at Indiana
2/7 L 84-95 at Michigan
2/14 L 72-80 at Minnesota
2/21 W 82-75 Wisconsin
2/24 L 97-116 at #18 Iowa
2/28 W 75-66 Indiana
3/3 W 87-82 at Wisconsin
3/7 L 101-115 #8 Iowa
* Sun Devil Tournament, Tempe, Ariz.
√ Triangle Tournament, Fayetteville, N.C.
Poinsetta Tournament, Greenville, S.C.

1970-71
Record: 7-17; 3-11 (10th)
Coach: Brad Snyder
Captain: None
12/1 L 100-115 #3 Kentucky
12/5 L 61-77 at Ohio
12/8 W 98-79 Butler
12/10 L 88-94 at #6 Notre Dame
12/12 W 91-77 DePaul
12/19 W 76-49 Valparaiso
12/21 L 73-88 at Florida
12/23 W 95-85 Western Illinois
12/29 L 87-93 at Duke
12/30 L 74-98 at North Carolina
1/9 L 90-101 #12 Indiana
1/12 L 74-82 at Purdue
1/19 L 72-87 at Wisconsin
1/23 L 87-97 Michigan
1/30 L 85-87 Iowa
2/6 L 81-82 at #20 Michigan
2/13 W 101-91 Wisconsin
2/20 L 72-84 at #20 Ohio State
2/23 L 79-81 Minnesota
2/27 L 74-97 at Indiana
3/2 L 64-78 at Iowa
3/6 L 67-68 #13 Ohio State
3/9 W 85-70 at Illinois
3/13 W 85-67 Michigan State

1971-72
Record: 5-18; 3-11 (10th)
Coach: Brad Snyder
Captains: Paul Douglass, Barry Moran
12/1 L 85-94 at #10 Kentucky
12/4 W 76-65 Ohio
12/10 W 72-68 vs. Rutgers*
12/11 L 94-98 at West Virginia* (OT)
12/18 L 55-73 Valparaiso
12/23 L 69-88 at Utah
12/27 L 83-85 at Hawaii√ (OT)
12/29 L 78-93 vs. TCU√
1/8 L 63-67 Illinois
1/11 L 67-76 at Iowa
1/15 L 60-84 at Minnesota
1/18 W 76-69 Michigan State (OT)
1/22 L 79-83 at Michigan
1/29 L 75-78 Purdue
2/5 L 59-68 at Illinois
2/8 W 73-67 at Purdue
2/12 L 55-78 #19 Minnesota
2/15 L 72-74 DePaul (C)
2/19 L 75-81 Michigan
2/26 L 74-76 #15 Ohio State
3/4 W 90-82 at Wisconsin
3/7 L 67-72 #20 Indiana
3/11 L 54-57 at Michigan State
* WVU Tournament, Morgantown, W. Va.
√ Rainbow Classic, Honolulu, Hawaii

1972-73
Record: 5-19; 2-12 (10th)
Coach: Brad Snyder
Captains: Mark Sibley, Rick Sund
12/2 L 61-65 at Butler
12/5 L 80-88 at DePaul
12/9 L 69-74 Ohio
12/16 L 76-94 at Valparaiso
12/18 W 100-78 Western Illinois
12/22 L 66-73 at Dayton*
12/23 L 73-91 vs. #7 Florida State*
12/27 L 85-89 at #3 Marquette (OT)
1/6 L 77-90 at Michigan State
1/13 L 72-87 Purdue
1/16 W 83-77 St. Joseph's
1/22 L 79-80 Michigan
1/27 W 74-73 Wisconsin
1/29 L 62-76 at Purdue
2/3 L 65-83 at #5 Indiana
2/5 L 77-84 Illinois
2/10 W 97-78 Loyola (C)
2/17 L 76-110 at Michigan
2/19 L 83-94 Iowa (OT)
2/24 L 81-90 at Ohio State
2/26 L 74-90 at #4 Minnesota
3/3 L 72-86 Michigan State
3/5 L 76-77 at Illinois
3/10 W 79-74 #3 Minnesota
* Dayton Tournament, Dayton, Ohio

1973-74
Record: 9-15; 3-11 (9th)
Coach: Tex Winter
Captain: Bryan Ashbaugh
12/1 W 83-81 at Ohio
12/3 W 73-69 Rollins
12/6 L 74-98 #8 Notre Dame
12/8 W 76-65 DePaul
12/15 W 69-57 Valparaiso
12/18 L 63-77 #6 Marquette
12/21 L 58-59 at Marshall*
12/22 L 84-86 vs. Texas A&M*
12/29 W 83-65 St. Joseph's
1/5 L 53-87 at Wisconsin
1/7 L 78-85 Purdue
1/12 W 87-67 Iowa
1/14 L 67-72 at #13 Indiana
1/19 L 76-89 at Purdue
1/26 L 53-82 #11 Indiana
1/28 L 54-57 Minnesota
2/2 W 68-61 at Ohio State

2/8	W	84-63	No. Illinois (C)
2/11	L	48-50	at #16 Michigan
2/16	W	86-75	Illinois
2/23	L	70-73	at Michigan State
2/25	L	69-72	Ohio State (OT)
3/2	L	76-85	at Iowa
3/9	L	62-77	Wisconsin

* Marshall Tournament, Huntington, W.Va.

1974-75
Record: 6-20; 4-14 (t9th)
Coach: Tex Winter
Captain: Willie Williams

11/30	L	70-97	at #16 Kentucky
12/4	L	84-100	at #13 Notre Dame
12/7	W	71-68	Ohio
12/9	W	82-74	Valparaiso
12/19	L	55-67	vs. Texas A&M*
12/20	L	88-89	vs. Miami (Ohio)* (OT)
12/23	L	59-63	at Texas
12/30	L	63-76	at DePaul
1/2	L	73-75	Iowa
1/4	W	69-66	Wisconsin
1/11	L	60-64	at Illinois
1/13	L	72-73	at Purdue (OT)
1/18	L	56-82	#1 Indiana
1/20	L	67-77	Ohio State
1/25	L	58-79	at Michigan
1/27	L	50-54	at Michigan State
2/1	L	57-70	Minnesota
2/8	W	51-47	Illinois
2/10	W	69-55	Purdue
2/15	L	58-82	at #1 Indiana
2/17	L	66-84	at Ohio State
2/22	L	68-69	Michigan
2/24	W	67-66	Michigan State
3/1	L	58-66	at Minnesota
3/3	L	58-65	at Iowa (2OT)
3/8	L	70-94	at Wisconsin

* Sun Bowl Classic, El Paso, Texas

1975-76
Record: 12-15; 7-11 (t7th)
Coach: Tex Winter
Captain: Tim Teasley

11/29	L	68-79	at Nebraska
12/1	W	89-77	#6 Kentucky
12/6	W	86-62	Ohio
12/9	W	98-77	at Valparaiso
12/18	L	57-65	DePaul
12/20	L	53-75	at #3 Marquette
12/26	W	72-67	vs. Oregon State*
12/29	L	57-70	vs. #13 Washington*
12/30	W	78-71	vs. Duquesne*
1/3	L	72-82	#17 Michigan
1/5	L	61-78	at #1 Indiana
1/8	W	105-89	Michigan State
1/10	L	69-74	at Illinois
1/12	L	81-91	at Purdue
1/17	W	85-77	Minnesota
1/19	W	99-92	Iowa (OT)
1/24	W	62-60	#18 Wisconsin
1/31	L	69-83	at Ohio State
2/2	L	71-91	at Michigan State
2/7	L	55-61	Illinois
2/9	L	58-86	Purdue
2/14	W	75-69	at Minnesota
2/16	L	68-81	at Iowa
2/21	W	90-77	at Wisconsin
2/28	W	87-78	Ohio State
3/1	L	63-76	#1 Indiana
3/6	L	77-80	at #11 Michigan

* Far West Classic, Portland, Ore.

1976-77
Record: 9-18; 7-11 (t7th)
Coach: Tex Winter
Captains: Billy McKinney, Bob Hildebrand

11/26	L	74-92	vs. Fairfield*
11/27	W	80-65	vs. Brown*
12/1	L	73-75	#18 DePaul (OT)
12/4	W	73-71	at Ohio
12/7	L	78-105	at #7 Notre Dame
12/10	L	64-78	at #9 Arizona
12/11	L	78-92	at Arizona State
12/20	L	68-71	Nebraska
12/31	L	53-66	#12 Marquette
1/6	L	65-102	at #5 Michigan
1/8	W	70-68	at Michigan State
1/13	L	53-78	Indiana
1/15	L	57-69	Ohio State
1/20	L	60-61	at Wisconsin
1/22	L	74-76	at Iowa
1/24	L	68-71	at Illinois
1/27	W	66-58	Michigan State
1/29	W	99-87	#2 Michigan
2/3	L	85-92	at #18 Purdue
2/5	L	53-79	at #10 Minnesota (F)
2/10	L	63-65	Illinois
2/12	L	84-102	Purdue
2/19	W	98-88	Wisconsin
2/24	W	83-72	at Ohio State
2/26	L	54-69	at Indiana
3/3	L	60-78	Iowa
3/5	L	82-105	#9 Minnesota (F)

* Joe Lapchick Tournament, New York, N.Y.
(F) games later forfeited by Minnesota

1977-78
Record: 8-19; 4-14 (t9th)
Coach: Tex Winter
Captain: Tony Allen

11/26	W	92-78	Western Illinois
12/2	L	54-58	vs. Texas-El Paso*
12/3	W	82-78	vs. Butler*
12/7	L	48-88	#3 Notre Dame
12/10	W	80-66	Valparaiso
12/17	L	79-83	at DePaul
12/20	L	95-101	at #9 UNLV√
12/21	W	93-86	vs. Tennessee√
12/31	L	78-81	Loyola (Ill.)
1/5	L	65-80	at Michigan
1/7	L	62-87	at Purdue
1/12	L	81-88	Ohio State
1/14	L	63-67	#12 Michigan State
1/19	W	62-59	Iowa
1/21	L	64-73	at Illinois
1/26	W	93-85	at Wisconsin
1/28	L	58-69	Minnesota
2/2	L	70-86	Indiana
2/4	L	69-80	at Minnesota
2/9	W	72-61	Illinois
2/11	L	62-86	at Indiana
2/16	L	74-76	at Iowa
2/18	L	80-81	Wisconsin
2/23	L	56-66	at #10 Michigan State
2/25	L	76-103	at Ohio State
3/2	W	80-71	Purdue
3/4	L	88-99	Michigan

* Show-Me Classic, Columbia, Mo.
√ Las Vegas Classic, Las Vegas, Nev.

1978-79
Record: 6-21; 2-16 (10th)
Coach: Rich Falk
Captain: Jerry Marifke

11/27	L	80-83	Arizona (OT)
11/29	L	67-97	#14 North Carolina
12/2	W	93-71	Rice
12/6	L	57-101	at #3 Notre Dame
12/9	W	85-61	at Valparaiso
12/19	L	83-90	at DePaul (OT)
12/27	L	75-86	at Oklahoma City*
12/28	W	74-68	vs. E. Tennessee St.*
12/29	W	65-54	vs. New Orleans*
1/4	L	57-65	Iowa
1/6	L	56-74	Illinois
1/11	L	82-95	at Wisconsin
1/13	L	58-60	at Minnesota
1/18	L	51-53	Michigan
1/20	L	45-74	at Indiana
1/25	L	61-73	at #10 Ohio State
1/27	W	83-65	#4 Michigan State
2/1	L	58-68	Purdue
2/3	L	50-61	at #4 Michigan State
2/8	L	57-82	Indiana
2/10	L	64-76	at Purdue
2/15	L	67-78	at Michigan
2/17	L	73-88	#17 Ohio State
2/22	L	71-73	Minnesota (OT)
2/24	L	70-72	Wisconsin
3/1	W	71-64	at Illinois
3/3	L	64-95	at #11 Iowa

* All-College Tourney, Oklahoma City, Okla.

1979-80
Record: 10-17; 5-13 (10th)
Coach: Rich Falk
Captains: Mike Campbell, Brian Gibson

11/30	W	104-71	Illinois Wesleyan
12/3	W	58-57	Northern Illinois
12/5	L	56-73	#4 Notre Dame
12/8	W	80-65	Valparaiso
12/18	W	76-62	SIU-Edwardsville
12/21	L	75-81	#6 DePaul*
12/22	W	67-64	Bradley*
12/28	L	69-74	at Toledo√
12/29	L	68-79	vs. Bowling Green√
1/3	L	66-75	at Wisconsin
1/5	L	71-81	at #20 Illinois
1/10	W	65-61	Michigan State
1/12	L	63-75	#3 Ohio State
1/17	L	63-68	at #11 Purdue
1/19	L	72-81	#19 Indiana
1/24	L	64-86	at Iowa
1/26	W	85-82	Michigan (3OT)
1/31	L	64-74	Minnesota
2/2	L	57-70	at Michigan
2/7	L	69-83	at #20 Indiana
2/9	L	55-72	at Minnesota
2/14	W	57-54	#15 Purdue
2/16	L	58-60	#20 Iowa
2/21	L	59-68	at #11 Ohio State
2/23	W	75-73	at Michigan St. (3OT)
2/28	L	66-90	Illinois
3/1	W	53-50	Wisconsin

* Chicagoland Collegiate Cage Classic
√ Blade Glass City Classic, Toledo, Ohio

1980-81
Record: 9-18; 3-15 (10th)
Coach: Rich Falk
Captain: Rod Roberson

11/28	W	76-61	Illinois-Chicago
12/1	W	78-75	Colorado State
12/5	W	63-48	Cornell
12/13	W	75-55	SIU-Edwardsville
12/19	W	53-52	vs. Northern Illinois*
12/20	L	54-62	at #1 DePaul*
12/27	L	70-90	vs. #4 Oregon State √
12/28	W	72-68	vs. Princeton√ (OT)
12/29	L	63-73	vs. #19 Utah√
1/8	L	64-88	#12 Illinois
1/10	W	50-48	Wisconsin
1/15	L	69-81	at Ohio State
1/17	L	70-84	at Michigan State
1/22	L	50-55	at Purdue
1/24	L	56-93	Indiana
1/29	L	52-77	#17 Michigan
1/31	L	63-74	at Minnesota
2/5	L	65-76	#15 Iowa
2/7	L	62-68	Minnesota
2/12	L	52-86	at #20 Indiana
2/14	L	64-82	at #14 Iowa
2/19	L	69-82	Purdue
2/21	W	74-70	at #18 Michigan
2/26	L	61-74	Michigan State
2/28	W	69-64	Ohio State
3/5	L	57-60	at Wisconsin
3/7	L	76-98	at #16 Illinois

* Chicagoland Collegiate Cage Classic, Rosemont, Ill.
√ Far West Classic, Portland, Ore.

1981-82
Record: 9-18; 5-13 (9th)
Coach: Rich Falk
Captains: Bob Grady, Jim Stack

11/27	W	80-45	Knox
11/30	L	70-77	vs. No. Illinois (R)
12/5	L	55-75	at Rice
12/9	W	71-57	Illinois Wesleyan
12/11	W	69-58	Chicago State
12/18	W	59-50	vs. Illinois-Chicago*
12/19	L	71-75	vs. Loyola (Ill.)*
12/29	L	54-60	vs. Massachusetts√
12/30	L	52-53	at Providence√
1/7	L	50-60	Illinois
1/9	W	75-61	Indiana
1/14	W	61-55	at Wisconsin
1/16	L	51-56	at Purdue
1/21	L	48-49	#6 Iowa
1/23	L	57-59	at Ohio State (2OT)
1/28	L	53-61	#10 Minnesota
1/30	L	61-64	at Michigan State
2/4	L	63-66	at Michigan
2/6	W	48-43	Michigan State
2/11	L	49-62	at #5 Iowa
2/13	L	44-45	Michigan
2/18	L	66-76	at #8 Minnesota
2/20	L	62-67	Ohio State
2/25	W	67-50	Purdue
2/27	L	60-61	Wisconsin (F)
3/4	L	49-79	at Indiana
3/6	L	65-85	at Illinois

* Chicagoland Collegiate Cage Classic, Rosemont, Ill.
√ INBANK Classic, Providence, R.I.
(F) game later forfeited by Wisconsin

1982-83
Record: 18-12; 8-10 (8th)
Coach: Rich Falk
Captains: Michael Jenkins, Gaddis Rathel, Jim Stack

11/29	W	68-57	North Park
12/1	W	70-31	SIU-Edwardsville
12/4	W	61-53	at Colorado State
12/6	W	69-57	Florida Southern
12/9	W	75-58	Northern Illinois
12/11	W	60-44	Cornell
12/18	W	64-56	at Loyola (Ill.)
12/20	W	64-51	Angelo State
12/29	W	72-58	vs. Furman*
12/30	L	50-62	at UC-Santa Barbara*
1/6	W	69-64	Michigan
1/8	W	62-51	Michigan State
1/13	L	57-66	#12 Iowa
1/20	L	45-49	at Wisconsin (F)
1/22	L	53-68	at #16 Minnesota
1/26	L	73-78	#2 Indiana
1/29	W	66-64	Ohio State
2/3	L	56-67	at Purdue
2/5	L	62-78	at Illinois
2/10	W	58-55	Illinois
2/12	W	66-55	#18 Purdue
2/17	L	55-71	at #20 Ohio State
2/19	L	65-74	at #2 Indiana
2/25	W	83-66	Minnesota
2/27	W	64-57	Wisconsin
3/3	L	50-63	at Iowa
3/9	L	58-63	at Michigan State
3/12	L	57-64	at Michigan
3/17	W	71-57	Notre Dame☆
3/21	L	63-65	at DePaul☆

NOTE: All 1982-83 home games played at DePaul's Alumni Hall
* Nike Classic, Santa Barbara, Calif.
(F) game later forfeited by Wisconsin
☆ National Invitation Tournament
NIT games played at Rosemont Horizon

YEAR-BY-YEAR RESULTS

1983-84
Record: 14-14; 7-11 (7th)
Coach: Rich Falk
Captains: Art Aaron, Paul Schultz

11/28	W	63-42	Bradley
11/30	W	51-44	Denver
12/3	L	70-72	Loyola (Ill.)
12/5	W	63-54	Illinois Wesleyan
12/7	W	40-36	Notre Dame (OT)
12/10	L	47-64	at Marquette
12/21	W	50-47	vs. No. Illinois (R)
12/27	W	63-51	Cleveland State
12/30	W	49-34	at Tampa
1/5	L	51-68	at Michigan
1/7	W	76-69	at Michigan State
1/12	L	39-42	at Iowa
1/14	L	62-64	George Mason
1/19	L	60-61	Wisconsin (OT) (F)
1/21	W	52-50	Minnesota (OT)
1/26	L	44-57	at Indiana
1/28	L	51-72	at Ohio State
2/1	L	44-52	#16 Purdue
2/4	L	52-71	#8 Illinois
2/8	L	49-73	at #8 Illinois
2/11	L	56-66	at #11 Purdue
2/16	W	61-60	Ohio State
2/18	W	63-51	#17 Indiana
2/23	L	57-63	at Minnesota
2/26	L	47-54	at Wisconsin (F)
3/1	L	48-57	Iowa
3/8	L	55-63	Michigan State
3/10	W	54-52	Michigan (OT)

(F) games later forfeited by Wisconsin

1984-85
Record: 6-22; 2-16 (10th)
Coach: Rich Falk
Captains: Andre Goode, Colin Murray, John Peterson

11/26	W	69-50	Loras
11/29	L	61-79	at Notre Dame
12/1	L	67-73	at Loyola (Ill.) (A)
12/6	L	44-53	Marquette
12/8	W	74-49	Chicago
12/15	W	64-59	No. Illinois (2OT)
12/19	L	55-76	#2 Duke
12/22	L	56-61	at #5 DePaul
12/27	W	61-58	Butler
12/29	L	54-66	at Cleveland State
1/5	L	51-52	Wisconsin
1/10	L	50-77	at #11 Indiana
1/12	L	59-79	at Ohio State
1/16	L	49-50	Purdue
1/19	L	43-55	#11 Illinois
1/24	L	47-66	at Iowa
1/26	W	56-51	at Minnesota
1/31	L	52-76	#8 Michigan
2/2	L	54-68	Michigan State
2/7	L	60-63	Ohio State
2/9	L	59-78	Indiana
2/14	L	42-64	at #17 Illinois
2/16	L	57-76	at Purdue
2/21	L	48-74	Minnesota
2/23	W	78-58	#14 Iowa
2/27	L	47-61	at Michigan State
3/2	L	66-87	at #3 Michigan
3/9	L	53-61	at Wisconsin

1985-86
Record: 8-20; 2-16 (10th)
Coach: Rich Falk
Captain: Shawn Watts

11/25	W	79-62	Illinois Wesleyan
11/26	W	77-63	Cal State-LA
11/30	L	72-76	at Bradley
12/4	W	82-76	Loyola (Ill.)
12/7	W	72-70	Illinois-Chicago
12/14	W	64-55	UW-Green Bay
12/17	L	70-76	vs. No. Illinois (R)
12/19	L	67-70	#20 DePaul
12/28	W	80-66	at Rollins
12/30	L	55-78	at #3 Duke
1/4	L	52-57	at Wisconsin
1/9	L	65-102	Indiana
1/11	L	77-79	Ohio State (OT)
1/16	L	64-85	at #19 Purdue
1/18	L	46-72	at Illinois
1/23	L	43-76	Iowa
1/26	W	—	Minnesota (F)
1/30	L	45-82	at #9 Michigan
2/1	L	69-97	at Michigan State
2/6	L	60-83	at Ohio State
2/8	L	52-77	at #18 Indiana
2/13	L	52-75	Illinois
2/15	L	50-65	Purdue
2/20	W	65-60	at Minnesota
2/22	L	45-76	at Iowa
2/27	L	48-82	#17 Michigan State
3/1	L	64-86	#10 Michigan
3/9	L	68-70	Wisconsin

(F) game forfeited by Minnesota

1986-87
Record: 7-21; 2-16 (t9th)
Coach: Bill Foster
Captains: Elliot Fullen, Shon Morris, Shawn Watts

11/28	W	81-52	UMBC
12/1	W	74-63	Northern Illinois
12/3	L	53-71	at Butler
12/6	W	80-58	Illinois Wesleyan
12/13	L	62-66	Rollins (OT)
12/16	W	56-54	Marquette
12/19	W	69-68	Florida Southern
12/22	L	54-72	at #19 DePaul
12/27	L	49-61	at UW-Green Bay
12/30	L	55-106	at #20 Duke
1/3	L	44-80	at #3 Iowa
1/5	L	53-60	at Minnesota
1/8	L	67-85	#6 Purdue
1/10	L	69-76	#12 Illinois
1/15	L	59-87	at Ohio State
1/17	L	43-95	at #4 Indiana
1/21	L	73-87	Michigan
1/26	W	67-65	Michigan State
1/31	L	57-62	Wisconsin
2/5	L	43-72	at #14 Illinois
2/7	L	60-86	at #7 Purdue
2/11	L	75-77	#2 Indiana
2/14	L	60-75	Ohio State
2/19	L	71-96	at Michigan State
2/21	L	73-101	at Michigan
3/1	L	59-76	at Wisconsin
3/5	L	76-103	#6 Iowa
3/7	W	72-71	Minnesota

1987-88
Record: 7-21; 2-16 (10th)
Coach: Bill Foster
Captain: Shon Morris

11/28	W	64-49	Washington (Mo.)
11/30	W	72-55	Rutgers
12/5	L	57-79	#13 Duke
12/12	L	68-70	Rollins
12/17	W	57-47	at Loyola (Ill.) (I)
12/19	L	66-77	at Marquette
12/21	W	78-64	DePaul
12/26	L	68-75	vs. Lamar*
12/28	L	64-66	vs. TCU*
12/29	W	79-74	vs. N. Arizona* (OT)
1/6	L	69-92	#11 Michigan
1/11	W	66-64	#12 Indiana
1/14	L	64-80	at #8 Purdue
1/16	L	68-92	at #17 Iowa
1/20	W	65-61	Minnesota
1/23	L	48-79	at #13 Illinois
1/30	L	59-80	at Wisconsin
2/4	L	64-65	Michigan State
2/6	L	59-65	Ohio State
2/11	L	45-74	at #19 Indiana
2/13	L	67-82	at Minnesota
2/20	L	69-77	at Ohio State
2/24	L	74-91	#13 Iowa
2/27	L	51-69	#2 Purdue
3/2	L	67-105	at #10 Michigan
3/5	L	69-74	Wisconsin
3/10	L	53-55	at Michigan State
3/12	L	74-79	#19 Illinois

* Far West Classic, Portland, Ore.

1988-89
Record: 9-19; 2-16 (10th)
Coach: Bill Foster
Captains: Jeff Grose, Phil Styles

11/26	W	101-45	Chicago
11/28	W	100-61	Illinois Wesleyan
12/3	L	62-86	at #1 Duke
12/5	W	75-69	at Rutgers
12/10	W	97-81	Loyola (Ill.)
12/21	W	96-89	vs. Radford*
12/22	L	71-77	vs. Ball State*
12/28	L	76-90	vs. Pittsburgh√
12/30	W	94-81	vs. Loyola (Ill.)√
1/3	W	83-60	Navy
1/5	L	58-75	Purdue
1/7	L	66-94	at #7 Michigan
1/11	L	62-64	Michigan State
1/14	L	76-92	at Indiana
1/19	L	70-75	#2 Illinois
1/21	W	75-67	Minnesota
1/26	L	68-100	at Ohio State
1/28	L	58-59	Wisconsin
2/2	L	84-102	at #9 Iowa
2/9	L	56-72	#13 Indiana
2/11	L	69-86	at #7 Illinois
2/15	L	60-72	at Wisconsin
2/18	W	70-69	#16 Ohio State
2/22	L	84-89	#14 Iowa
2/25	L	65-80	at Michigan State
3/4	L	59-78	at Minnesota
3/9	L	79-88	#8 Michigan
3/11	L	66-97	at Purdue

* Golden Panthers Classic, Miami, Fla.
√ Fiesta Bowl Classic, Tucson, Ariz.

1989-90
Record: 9-19; 2-16 (10th)
Coach: Bill Foster
Captains: Walker Lambiotte, Rob Ross

11/24	W	81-72	Illinois Wesleyan
11/28	W	87-65	UW-Green Bay
12/2	L	77-103	#7 Duke
12/5	W	108-78	Tulane
12/9	W	85-65	vs. Loyola (Ill.)*
12/18	W	103-63	NE Illinois
12/21	L	68-69	at BYU
12/29	W	103-78	vs. William & Mary√
12/30	L	80-81	at Vanderbilt√
1/3	W	74-70	Northeastern
1/6	L	77-93	at Purdue
1/11	L	63-77	#13 Indiana
1/13	L	78-85	#8 Illinois
1/18	L	75-97	at #22 Minnesota
1/20	L	80-91	at Michigan State
1/25	L	79-86	#7 Michigan
1/27	W	87-85	Wisconsin
2/1	L	77-101	at Ohio State
2/3	L	80-98	at Iowa
2/5	L	60-67	#8 Purdue
2/10	L	75-98	at #25 Indiana
2/14	L	75-88	at #15 Illinois
2/17	L	72-90	#17 Minnesota
2/22	W	72-66	Iowa
2/24	L	69-94	at #7 Michigan
3/1	L	50-65	at Wisconsin
3/3	L	86-95	Ohio State
3/8	L	68-84	#7 Michigan State

* First Chicago Classic, Rosemont, Ill.
√ Music City Invitational, Nashville, Tenn.



THE 1982-83 WILDCATS earned the program's first-ever postseason win by downing Notre Dame in the opening round of the NIT before falling to DePaul on a buzzer-beater in the second round.

YEAR-BY-YEAR RESULTS

1990-91
Record: 5-23; 0-18 (10th)
Coach: Bill Foster
Captains: Don Brotz, Lucis Reece

11/23	W	84-62	Illinois Wesleyan
11/27	W	91-64	Oakland
12/1	W	84-79	Florida Int'l
12/8	L	91-96	vs. W. Illinois*
12/15	L	77-85	Loyola (Ill.)
12/21	W	74-66	vs. Morgan State√
12/22	L	77-93	at Saint Louis√
12/28	L	76-89	vs. Boston College#
12/29	W	103-94	vs. Dartmouth# (2OT)
1/3	L	70-73	Purdue
1/5	L	58-99	at #5 Indiana
1/10	L	62-102	#4 Ohio State
1/12	L	59-66	at Michigan State
1/17	L	68-79	at Michigan
1/19	L	79-84	at Northeastern
1/24	L	57-74	Wisconsin
1/26	L	68-85	Minnesota
2/2	L	66-82	at Iowa
2/4	L	59-73	at Illinois
2/7	L	74-105	#4 Indiana
2/9	L	64-96	at #3 Ohio State
2/14	L	53-55	Michigan State
2/16	L	58-64	Michigan
2/24	L	76-79	at Wisconsin
2/28	L	70-88	at Minnesota
3/2	L	81-91	Illinois
3/7	L	76-79	Iowa
3/9	L	48-77	at Purdue

* First Chicago Classic, Rosemont, Ill.
√ Billiken Holiday Classic, St. Louis, Mo.
Abdow's Holiday Classic, Springfield, Mass.

1991-92
Record: 9-19; 2-16 (10th)
Coach: Bill Foster
Captains: Patrick Baldwin, Todd Leslie

11/22	W	80-59	Illinois Wesleyan
11/30	W	78-60	Columbia
12/2	W	83-81	Vanderbilt
12/4	L	79-88	at Tulane
12/14	W	93-66	Northeastern
12/16	W	84-60	Idaho State
12/21	L	73-88	at Loyola (Ill.) (R)
12/27	W	76-57	vs. Creighton*
12/28	L	62-81	at Arizona State*
1/6	W	84-41	Chicago
1/8	L	67-69	at Wisconsin
1/11	L	52-60	#7 Ohio State
1/15	L	61-78	at #11 Michigan State
1/18	L	62-96	#5 Indiana
1/22	L	71-78	Iowa
1/25	L	63-82	at Purdue
1/29	L	50-92	at Minnesota
2/1	W	46-43	Illinois
2/5	L	58-81	at #15 Michigan
2/8	L	55-57	Minnesota
2/15	L	60-91	at #4 Indiana
2/20	L	68-84	Purdue
2/22	L	63-76	#20 Michigan
2/26	L	65-92	at Illinois
3/5	L	55-72	#13 Michigan State
3/7	L	78-93	at #5 Ohio State
3/11	L	66-69	at Iowa
3/14	W	76-65	Wisconsin

* ASU/Tribune Classic, Tempe, Ariz.

1992-93
Record: 8-19; 3-15 (10th)
Coach: Bill Foster
Captains: Patrick Baldwin, Charles Howell, Todd Leslie

12/1	W	101-50	Chicago
12/3	L	66-86	at Vanderbilt
12/5	W	87-57	Youngstown State
12/17	W	71-60	Texas A&M
12/19	W	79-73	Loyola (Ill.)
12/21	L	63-83	at Holy Cross
12/28	L	61-64	vs. Pennsylvania*
12/29	L	69-77	vs. William & Mary*
1/4	W	81-66	Lehigh
1/7	L	71-81	Illinois
1/13	L	68-70	at Penn State
1/16	L	75-80	at #23 Michigan State
1/23	L	55-70	at Minnesota
1/29	L	73-83	#14 Purdue
1/30	L	71-93	#2 Indiana
2/3	L	87-101	at Wisconsin
2/6	L	67-82	at Illinois
2/10	L	70-81	Ohio State
2/13	W	67-58	Penn State
2/17	L	55-81	at Michigan State
2/20	L	63-75	#20 Iowa
2/24	L	60-79	Minnesota
2/27	W	62-59	at #17 Purdue
3/4	L	69-98	at #2 Indiana
3/6	W	100-89	Wisconsin
3/8	L	50-56	at #17 Iowa
3/13	*L*	*60-86*	*at #3 Michigan*

NOTE: Game in italics vacated by the NCAA
* Lobo Classic, Albuquerque, N.M.

1993-94
Record: 15-14, 5-13 (t10th)
Coach: Ricky Byrdsong
Captains: Patrick Baldwin, Todd Leslie, Kevin Rankin

11/27	W	94-43	Chicago
11/29	W	87-70	Western Illinois
12/4	W	86-78	Illinois State
12/11	W	76-52	at Loyola (Ill.) (R)
12/15	W	86-70	at Youngstown St.
12/18	W	67-48	at Texas A&M
12/20	W	90-64	Holy Cross
12/29	W	92-65	vs. Northeastern*
12/30	W	74-68	vs. Rider*
1/5	L	67-68	#10 Purdue
1/8	L	65-73	#19 Minnesota
1/12	L	53-81	at Illinois
1/15	L	46-67	at Michigan State
1/22	L	76-81	at #8 Indiana
1/26	L	76-86	Iowa
1/29	L	75-80	Penn State
2/5	L	65-79	at #22 Minnesota
2/9	L	81-98	at #10 Purdue
2/12	W	79-68	#24 Illinois
2/17	L	55-60	Michigan State
2/19	W	75-71	at #24 Wisconsin
2/24	L	74-81	#12 Indiana
2/26	W	80-74	at Iowa
3/2	L	71-73	at Penn State
3/5	W	66-54	Wisconsin
3/9	L	73-76	at Ohio State
3/12	W	97-93	#8 Michigan (OT)
3/16	W	69-68	DePaul☆
3/21	L	79-83	Xavier☆ (OT)

* Hatter Classic, Deland, Fla.
☆ National Invitation Tournament

1994-95
Record: 5-22; 1-17 (11th)
Coach: Ricky Byrdsong
Captain: Cedric Neloms

11/26	W	77-66	Alcorn State
11/28	L	69-70	Loyola (Ill.)
12/2	W	79-70	vs. Siena*
12/3	L	60-94	at Marquette*
12/10	W	73-68	Central Michigan
12/13	W	71-62	Youngstown State
12/17	L	49-84	at DePaul
12/21	L	48-80	at Western Illinois
12/31	L	68-86	at Illinois State
1/7	L	55-82	Illinois
1/11	L	74-105	at Minnesota
1/14	L	70-92	Michigan
1/18	L	56-93	at #12 Michigan State
1/21	L	51-79	at Penn State
1/25	L	84-96	Purdue
1/28	L	73-97	at Wisconsin
2/1	W	76-71	Ohio State
2/4	L	67-88	Indiana
2/9	L	77-116	at Iowa
2/11	L	66-70	at Ohio State
2/15	L	56-70	Wisconsin
2/18	L	57-94	at #25 Purdue
2/22	L	59-89	Penn State
2/25	L	60-83	#12 Michigan State
3/1	L	64-81	at Michigan
3/4	L	70-82	Minnesota
3/8	L	57-99	at Illinois

* First Bank Classic, Milwaukee, Wis.

1995-96
Record: 9-18; 4-14 (11th)
Coach: Ricky Byrdsong
Captain: Brian Chamberlain

11/24	L	63-83	at San Diego State
11/28	W	67-61	Youngstown State
12/2	W	66-46	Robert Morris
12/9	L	70-85	at Seton Hall
12/12	W	84-62	Army
12/16	L	61-71	DePaul
12/19	W	64-63	at Central Michigan
12/30	W	81-78	at Loyola (Ill.) (2OT) (A)
1/2	L	56-60	Brown
1/6	*L*	*51-83*	*at #21 Michigan*
1/10	L	51-67	#22 Purdue (F)
1/13	L	74-83	#20 Penn State (OT)
1/17	L	71-72	at Ohio State
1/20	W	62-52	Wisconsin
1/24	L	54-68	at Michigan State
1/27	L	62-74	Illinois
1/31	L	68-77	at Minnesota
2/4	L	61-95	at Indiana
2/7	L	77-88	#19 Iowa
2/10	L	47-66	Minnesota
2/14	L	62-93	at Illinois
2/17	L	57-75	Michigan State
2/21	W	82-71	at Wisconsin
2/24	L	69-82	Ohio State
2/28	L	62-78	at #12 Penn State
3/2	L	56-79	at #5 Purdue (F)
3/6	*L*	*50-77*	*Michigan*

NOTE: Two games in italics vacated by the NCAA

1996-97
Record: 7-22; 2-16 (11th)
Coach: Ricky Byrdsong
Captains: Evan Eschmeyer, Jevon Johnson

11/22	W	61-55	Tennessee-Martin
11/26	W	70-49	Central Michigan
11/30	L	60-72	Tennessee Tech
12/3	L	70-82	San Diego State
12/7	W	58-56	at DePaul
12/14	W	73-63	Seton Hall
12/18	L	47-67	Illinois State
12/21	W	64-57	Loyola (Ill.)
12/27	L	62-79	at Hawaii*
12/29	L	42-60	vs. Pittsburgh*
12/30	L	52-68	vs. Washington State*
1/2	L	55-72	at Iowa
1/4	*L*	*57-75*	*#8 Michigan*
1/11	L	53-78	at Purdue
1/15	L	63-66	#17 Indiana
1/18	L	62-75	at Michigan State
1/22	L	69-71	Penn State
1/25	W	78-47	Ohio State
1/29	L	53-65	at Wisconsin
2/1	L	56-75	#6 Minnesota
2/5	L	58-70	at Illinois
2/8	L	44-56	Wisconsin
2/13	L	40-55	at Ohio State
2/15	L	55-61	at Penn State
2/19	W	70-58	Michigan State
2/22	L	49-64	at #24 Indiana
2/26	L	61-72	Purdue
3/5	*L*	*76-93*	*at Michigan*
3/8	L	59-75	Iowa

* Rainbow Classic, Honolulu, Hawaii
NOTE: Two games in italics vacated by the NCAA

1997-98
Record: 10-17; 3-13 (9th)
Coach: Kevin O'Neill
Captains: Julian Bonner, Evan Eschmeyer

11/22	L	84-86	Siena



THE 1993-94 NIT TEAM defeated three ranked teams, including No. 8 Michigan in overtime in the regular-season finale.

YEAR-BY-YEAR RESULTS

11/26	W	71-51	Sam Houston State
11/29	W	54-40	Md.-Eastern Shore
12/2	W	90-52	Troy State
12/6	W	72-59	DePaul
12/13	W	51-44	Seton Hall
12/17	W	68-51	Wofford
12/23	L	63-64	at Boston College
12/27	L	69-77	at Dayton
1/3	L	57-91	at #14 Iowa
1/7	W	66-59	Minnesota
1/10	L	44-59	Illinois
1/14	L	58-76	Indiana
1/17	L	33-56	at Wisconsin
1/22	L	45-83	at Penn State
1/24	L	45-80	at #12 Purdue
1/27	W	71-40	Chicago State
1/31	L	66-72	#22 Michigan St. (OT)
2/5	*L*	*67-74*	*at #18 Michigan*
2/8	L	68-69	Penn State (OT)
2/11	W	47-39	Wisconsin
2/14	L	55-73	at Indiana
2/18	L	57-69	at #23 Illinois
2/21	W	70-62	Ohio State
2/25	L	55-75	Iowa
2/28	L	54-59	at Minnesota
3/5	L	56-64	vs. Minnesota✗

NOTE: Game in italics vacated by the NCAA
✗ Big Ten Tournament, Chicago, Ill.

1998-99
Record: 15-14; 6-10 (8th)
Coach: Kevin O'Neill
Captain: None

11/17	L	57-69	Maine
11/21	W	68-30	Oakland (Mich.)
11/25	W	69-66	St. Francis (N.Y.)
11/28	W	62-55	Furman
12/5	W	61-57	Dayton
12/14	W	80-44	UW-Milwaukee
12/19	L	52-63	at Seton Hall
12/23	W	69-59	Boston College
12/27	W	67-47	Long Beach State
1/3	L	48-52	#21 Iowa
1/6	W	58-55	at #17 Minnesota
1/9	W	59-46	at Illinois
1/13	L	78-81	at #23 Indiana
1/16	L	49-57	#17 Wisconsin
1/20	W	62-60	Penn State (OT)
1/23	W	76-47	UT-Pan American
1/27	W	54-50	#14 Purdue
1/30	L	48-65	at #8 Michigan State
2/4	W	58-34	Michigan
2/6	W	71-67	at Penn State
2/10	L	45-57	at #15 Wisconsin
2/13	L	62-69	#17 Indiana (OT)
2/17	L	63-69	Illinois
2/20	L	49-59	at #11 Ohio State
2/24	L	48-65	at #18 Iowa
2/27	L	51-58	Minnesota
3/4	W	54-44	Penn State#
3/5	L	59-61	vs. #2 Michigan St.✗
3/10	L	64-69	at DePaul☆

✗ Big Ten Tournament, Chicago, Ill.
☆ National Invitation Tournament

1999-2000
Record: 5-25; 0-16 (11th)
Coach: Kevin O'Neill
Captain: None

11/23	W	55-47	Chicago State
11/26	L	26-48	vs. Evansville*
11/27	L	52-61	vs. Nebraska*
11/28	L	65-70	vs. Mississippi State*
12/1	L	46-60	Florida State√
12/4	L	44-62	La Salle
12/11	W	56-49	Nicholls State
12/14	W	67-59	Jacksonville
12/18	W	78-54	Western Carolina
12/29	L	44-85	at USC
1/2	L	41-60	Oakland (Mich.)
1/5	L	52-58	at Iowa
1/8	L	56-57	Pepperdine
1/13	L	49-82	Penn State
1/15	*L*	*44-58*	*#17 Ohio State*
1/19	L	70-93	at Michigan
1/22	L	45-69	at #10 Michigan State
1/27	L	29-59	#9 Michigan State
1/29	L	60-69	at Minnesota
2/2	L	51-70	at Purdue
2/5	L	67-89	#11 Indiana
2/9	W	61-47	Rice
2/12	L	58-77	Purdue
2/16	L	64-73	at Penn State
2/19	L	30-63	Illinois
2/23	*L*	*49-69*	*at #6 Ohio State*
2/26	L	55-61	Michigan (OT)
3/1	L	46-62	Wisconsin
3/4	L	44-73	at #25 Illinois
3/9	L	41-51	vs. Wisconsin✗

NOTE: Two games in italics vacated by the NCAA
* Hoop & Quill Tournament, St. Louis, Mo.
√ ACC/Big Ten Challenge
✗ Big Ten Tournament, Chicago, Ill.

2000-01
Record: 11-19; 3-13 (11th)
Coach: Bill Carmody
Captain: None

11/18	L	43-53	Arkansas-Little Rock
11/22	W	56-33	Md.-Eastern Shore
11/25	W	64-42	Vermont
11/28	L	44-57	at Clemson√
12/2	W	83-62	Mississippi Valley St.
12/10	L	44-62	at La Salle
12/13	W	83-56	St. Peter's
12/16	L	53-55	at Pepperdine
12/20	L	58-67	Kent State*
12/21	W	69-67	Iona *
12/22	W	68-52	Evansville*
12/27	W	63-61	#16 USC
1/3	*L*	*56-73*	*at Ohio State*
1/6	L	61-69	Purdue
1/10	L	53-84	at #3 Michigan State
1/13	L	66-73	at Penn State
1/17	L	49-63	#11 Illinois
1/20	L	59-78	at Purdue
1/24	L	58-74	#3 Michigan State
1/27	L	65-72	Michigan
1/31	W	79-63	Buffalo
2/2	L	59-84	at #6 Illinois
2/6	L	59-66	Minnesota
2/10	W	69-61	#14 Iowa
2/14	L	54-78	at Indiana
2/18	L	37-59	at #19 Wisconsin
2/21	W	62-61	Penn State
2/24	*L*	*57-69*	*Ohio State*
2/28	W	75-70	at Michigan
3/8	L	55-72	vs. Iowa✗

NOTE: Two games in italics vacated by the NCAA
* Carolina Shootout, San Juan, P.R.
√ ACC/Big Ten Challenge
✗ Big Ten Tournament, Chicago, Ill.

2001-02
Record: 16-13; 7-9 (7th)
Coach: Bill Carmody
Captain: None

11/14	W	78-73	vs. VCU*
11/15	L	68-71	vs. East Carolina*
11/16	W	59-51	vs. San Jose State*
11/24	W	80-42	Chicago State
11/28	W	57-50	Florida State√
12/8	W	79-56	Kansas State
12/15	W	58-55	Florida A&M
12/17	W	66-49	Liberty
12/22	L	60-63	vs. Fordham&
12/28	W	52-51	vs. UL-Lafayette%
12/29	L	60-77	at Arizona State%
1/2	L	44-59	Indiana
1/9	L	60-70	at #13 Iowa
1/12	*L*	*48-55*	*Ohio State*
1/16	W	58-54	at Michigan
1/19	W	63-50	#17 Iowa
1/23	L	61-63	at Purdue
1/26	W	63-57	at Buffalo
1/30	W	69-60	Wisconsin
2/2	*L*	*57-58*	*at #25 Ohio State*
2/6	W	61-49	Michigan State
2/9	L	44-73	at Wisconsin
2/13	W	58-56	Minnesota
2/16	W	55-49	at Penn State
2/20	W	61-48	Purdue
2/23	L	41-56	#16 Illinois
2/27	L	51-69	at Minnesota
3/2	L	67-79	at #25 Indiana
3/7	L	51-72	vs. Michigan✗

NOTE: Two games in italics vacated by the NCAA
* BCA Invitational, Raleigh, N.C.
√ ACC/Big Ten Challenge
& Madison Square Garden, New York, N.Y.
% azcentral.com Classic, Tempe, Ariz.
✗ Big Ten Tournament, Indianapolis, Ind.

2002-03
Record: 12-17; 3-13 (10th)
Coach: Bill Carmody
Captain: None

11/22	W	56-36	Md.-Eastern Shore
11/25	W	81-55	New Hampshire
11/27	L	53-56	IUPUI
11/30	W	59-55	at Kansas State
12/4	L	49-74	at N.C. State√
12/7	W	62-60	Bowling Green
12/18	W	66-51	Elon
12/19	L	53-70	Illinois-Chicago
12/22	W	62-60	Fordham
12/30	W	69-62	Buffalo
1/4	W	70-42	Long Island
1/8	L	63-68	Iowa
1/11	L	68-82	at Purdue
1/15	L	57-71	at #18 Indiana
1/18	L	70-77	Michigan
1/25	L	57-74	at Minnesota
1/29	L	50-69	at Wisconsin
2/1	L	52-65	at Ohio State
2/5	W	74-61	Indiana
2/8	L	59-74	Wisconsin
2/12	W	78-67	Purdue
2/15	L	51-64	at Michigan State
2/19	L	61-73	Minnesota
2/22	L	61-73	#20 Illinois (U)
3/1	W	85-79	Penn State (2OT)
3/5	L	48-52	Ohio State
3/8	L	61-77	at Iowa
3/13	W	76-64	vs. Minnesota✗
3/14	L	65-94	vs. #13 Illinois✗

√ ACC/Big Ten Challenge
✗ Big Ten Tournament, Chicago, Ill.

2003-04
Record: 14-15, 8-8 (t5th)
Coach: Bill Carmody
Captain: Jitim Young

11/21	L	56-67	Colorado
11/23	W	76-60	Chicago State
11/25	L	53-65	at DePaul
11/29	W	69-61	Northwestern State
12/1	L	53-71	at Florida State√
12/3	W	69-61	Bucknell
12/6	W	77-60	at Bowling Green
12/17	W	63-61	Arizona State
12/20	L	71-90	at Illinois-Chicago
12/27	L	75-80	vs. Rutgers%
12/28	L	47-49	vs. MVSU%
1/7	L	54-78	at Michigan
1/10	W	77-68	at Iowa
1/14	W	70-60	#25 Illinois
1/17	L	62-73	at Indiana
1/21	L	61-73	Michigan State
1/28	L	61-63	at Penn State (OT)
1/31	W	61-47	Minnesota
2/4	L	64-72	at Ohio State
2/7	W	69-51	#14 Wisconsin
2/11	W	40-39	at Purdue
2/14	W	65-52	Penn State
2/21	L	56-66	at Michigan State
2/25	W	63-59	Indiana
2/28	L	56-66	at #23 Illinois
3/3	W	51-49	Iowa
3/6	L	56-63	Michigan
3/11	W	57-52	vs. Penn State✗
3/12	L	55-68	vs. Michigan State✗

√ ACC/Big Ten Challenge
% S.P. SunClassic, El Paso, Texas
✗ Big Ten Tournament, Indianapolis, Ind.

2004-05
Record: 15-16, 6-10 (8th)
Coach: Bill Carmody
Captain: None

11/19	W	56-53	vs. Portland%
11/20	L	61-64	vs. New Mexico St.%
11/21	L	57-64	vs. Utah State%
11/28	L	57-66	at Colorado
12/1	L	44-48	#24 Virginia√
12/4	W	78-53	Chicago State
12/15	W	56-52	DePaul
12/18	W	53-44	Seton Hall
12/20	L	55-90	at Arizona State
12/22	W	72-58	Robert Morris
12/27	W	50-43	Delaware State
12/31	W	56-48	UT-Pan American
1/5	W	73-52	Indiana
1/8	L	58-87	at #20 Michigan State
1/12	L	61-71	at Michigan
1/15	L	66-78	#1 Illinois
1/22	L	62-65	at Penn State
1/26	W	75-74	#23 Iowa (OT)
1/29	L	52-65	Ohio State
2/2	L	58-73	at #19 Wisconsin
2/5	W	67-61	Purdue
2/9	W	55-53	at Minnesota
2/12	L	54-64	at #24 Iowa
2/14	W	59-51	Texas A&M-CC
2/19	W	54-39	Penn State
2/23	L	48-84	at #1 Illinois
2/26	W	69-53	Michigan
3/2	L	58-69	#14 Michigan State
3/5	L	55-77	at Indiana
3/10	W	58-56	vs. Michigan✗
3/11	L	51-68	vs. #1 Illinois✗

% Top of the World Classic, Fairbanks, Alaska
√ ACC/Big Ten Challenge
✗ Big Ten Tournament, Chicago, Ill.

2005-06
Record: 14-15, 6-10 (t8th)
Coach: Bill Carmody
Captain: None

11/13	W	61-59	vs. Lehigh$
11/14	W	61-47	vs. Charlotte$
11/15	L	48-56	vs. UNC Wilmington$
11/21	W	69-59	Florida Atlantic
11/26	L	49-59	at DePaul
11/30	L	57-72	at Virginia√
12/3	W	61-54	Delaware State (OT)
12/14	L	62-71	Illinois-Chicago
12/18	W	44-42	at Seton Hall
12/23	W	69-36	DePauw
1/1	W	82-47	Northern Colorado
1/4	W	66-53	Purdue
1/7	W	57-49	at Minnesota
1/11	L	61-65	Penn State
1/14	L	52-68	at #21 Wisconsin
1/18	L	51-68	at Michigan
1/21	L	47-58	#7 Illinois
1/25	W	78-76	at Purdue (OT)
2/1	L	63-72	at #22 Indiana
2/4	L	66-77	#12 Michigan State

YEAR-BY-YEAR RESULTS

2/8	W	51-48	#18 Iowa
2/11	W	73-49	IPFW
2/15	L	47-63	at #14 Illinois
2/18	L	52-61	at #12 Ohio State
2/23	W	62-51	Wisconsin
2/25	L	55-68	at Penn State
3/1	L	53-56	#9 Ohio State
3/4	W	57-53	Minnesota
3/7	L	42-60	vs. Penn State✗

$ BCA Invitational, Laramie, Wyo.
√ ACC/Big Ten Challenge
✗ Big Ten Tournament, Indianapolis, Ind.

2006-07
Record: 13-18, 2-14 (t10th)
Coach: Bill Carmody
Captains: Tim Doyle, Joe Kennedy

11/10	L	61-64	Cornell
11/14	W	49-39	DePaul
11/17	L	53-58	at Stanford
11/21	W	64-40	Brown
11/25	W	40-39	North Florida
11/28	W	61-59	Miami (Fla.)√
12/9	W	77-75	W. Michigan (OT)
12/14	W	41-39	Wheaton (Ill.)
12/19	L	65-66	vs. Tennessee Tech$
12/20	W	62-55	vs. UPR-Mayaguez$
12/21	W	77-44	vs. Utah$
12/27	W	66-60	Loyola (Md.)
12/31	W	85-59	Northwestern State
1/3	L	57-83	at Penn State
1/6	L	46-58	Michigan
1/10	L	45-66	at Michigan State
1/13	L	50-56	#3 Wisconsin
1/17	L	41-73	at #7 Ohio State
1/20	W	55-40	at Minnesota
1/24	L	50-59	#5 Ohio State
1/31	L	55-62	Minnesota
2/3	L	52-69	at #2 Wisconsin
2/7	L	43-58	Illinois
2/10	W	53-51	Penn State
2/15	L	58-66	at Iowa
2/18	L	37-48	at Illinois
2/21	W	67-56	UT-Pan American
2/24	L	68-75	Purdue
2/28	L	65-69	Indiana
3/3	L	50-73	at Purdue
3/8	L	57-62	vs. Michigan State✗

√ ACC/Big Ten Challenge
$ San Juan Shootout, San Juan, Puerto Rico
✗ Big Ten Tournament, Indianapolis, Ind.

2007-08
Record: 8-22, 1-17 (11th)
Coach: Bill Carmody
Captain: None

11/15	L	60-71	#20 Stanford
11/17	L	53-54	at DePaul
11/20	W	95-63	Benedictine
11/24	L	67-73	Brown
11/27	L	52-94	at Virginia√
12/1	W	68-58	Savannah State
12/3	W	88-68	Arkansas State
12/8	W	65-63	at Western Michigan
12/20	W	77-51	Howard
1/2	L	68-79	Penn State
1/6	L	51-62	at Ohio State
1/9	L	63-82	at Minnesota
1/12	L	68-78	Michigan
1/16	W	65-47	at Chicago State
1/19	L	50-62	at #17 Wisconsin
1/24	L	62-78	#10 Michigan State
1/27	L	37-70	at Illinois
1/30	W	68-59	UT-Pan American
2/3	L	63-75	at #11 Indiana
2/6	L	72-92	Minnesota
2/9	L	55-70	at Michigan State
2/13	L	47-65	Ohio State
2/16	L	56-71	#19 Purdue
2/19	L	51-53	at Iowa
2/23	L	82-85	#15 Indiana
2/26	W	62-60	at Michigan
3/1	L	43-68	at #16 Purdue
3/4	L	62-67	Iowa
3/8	L	52-65	#10 Wisconsin
3/13	L	52-55	vs. Minnesota✗

√ ACC/Big Ten Challenge
✗ Big Ten Tournament, Indianapolis, Ind.

2008-09
Record: 17-14, 8-10 (9th)
Coach: Bill Carmody
Captain: Craig Moore

11/16	W	81-39	Central Arkansas
11/19	W	66-48	Texas A&M-C.C.
11/22	W	73-64	at Brown
11/26	L	53-57	at Butler
12/1	W	59-43	UC Riverside
12/3	W	73-59	Florida State√
12/6	W	63-36	DePaul
12/15	W	77-62	UMKC
12/20	L	59-65	at Stanford
12/23	W	66-55	SMU
12/31	L	57-61	at Penn State
1/3	L	66-77	#10 Michigan State
1/7	L	45-74	at Wisconsin
1/15	L	61-63	#19 Purdue
1/18	W	74-65	#18 Minnesota
1/21	W	70-63	at #7 Michigan State
1/24	L	59-68	at Michigan
1/28	W	77-75	Indiana
1/31	W	66-63	Wisconsin
2/4	W	75-63	Chicago State
2/7	L	51-56	at Iowa
2/12	L	59-60	#22 Illinois
2/15	L	67-70	Michigan (OT)
2/18	W	72-69	Ohio State
2/22	L	45-72	at Minnesota
2/25	W	75-53	at Indiana
2/28	W	55-49	Iowa
3/4	W	64-61	at #19 Purdue
3/8	L	47-52	at Ohio State
3/12	L	53-66	vs. Minnesota✗
3/18	L	59-68	at Tulsa☆

√ ACC/Big Ten Challenge
✗ Big Ten Tournament, Indianapolis, Ind.
☆ National Invitation Tournament

2009-10
Record: 20-14, 7-11 (t7th)
Coach: Bill Carmody
Captain: None

11/13	W	77-55	Northern Illinois
11/18	L	54-67	#11 Butler
11/22	W	69-62	Tennessee State
11/24	W	69-53	Liberty
11/27	W	72-58	vs. #23 Notre Dame✦
11/28	W	67-65	vs. Iowa State✦
12/1	W	65-53	at N.C. State√
12/13	W	90-65	North Carolina A&T
12/16	W	84-54	North Florida
12/19	W	70-62	Stanford
12/22	W	74-54	Central Conn. State
12/30	L	83-89	at Illinois (OT) (25)
1/2	L	70-91	#11 Michigan St. (25)
1/7	W	53-44	UT-Pan American
1/10	W	68-62	at Michigan
1/13	L	50-60	#13 Wisconsin
1/16	W	72-64	#6 Purdue
1/19	L	56-76	at #21 Ohio State
1/23	W	73-68	Illinois
1/26	L	61-65	at Minnesota
1/30	L	70-79	at #5 Michigan State
2/2	W	67-52	Michigan
2/7	W	78-61	Indiana
2/10	L	65-78	at Iowa
2/14	W	77-74	Minnesota (OT)
2/17	L	70-81	Penn State
2/21	L	63-70	at #14 Wisconsin
2/25	W	74-57	Iowa
2/28	L	60-79	at Penn State
3/3	W	72-49	Chicago State
3/6	L	80-88	at Indiana (OT)
3/11	W	73-58	vs. Indiana✗
3/12	L	61-69	vs. #6 Purdue✗
3/17	L	64-76	at Rhode Island☆

√ ACC/Big Ten Challenge
✦ Chicago Invitational Challenge, Chicago
✗ Big Ten Tournament, Indianapolis, Ind.
☆ National Invitation Tournament

2010-11
Record: 20-14, 7-11 (8th)
Coach: Bill Carmody
Captains: Jeff Ryan, Michael Thompson

11/12	W	97-78	at Northern Illinois
11/17	W	77-71	at UT-Pan American
11/19	W	71-45	Arkansas-Pine Bluff
11/28	W	65-52	Creighton
11/30	W	91-71	Georgia Tech√
12/13	W	81-65	Long Island
12/16	W	78-62	American
12/20	W	92-61	vs. St. Francis (N.Y.)✦
12/21	L	69-85	at St. John's✦
12/23	W	70-47	Mount St. Mary's
12/31	L	69-82	at #12 Purdue
1/3	L	62-65	#18 Michigan State
1/6	L	63-88	at #20 Illinois
1/9	W	93-81	Indiana
1/12	W	90-71	at Iowa
1/15	L	67-71	at Michigan St. (OT)
1/18	W	74-60	Michigan
1/20	W	98-55	SIU Edwardsville
1/23	L	46-78	#18 Wisconsin
1/26	L	70-81	at #16 Minnesota
1/29	L	57-58	#1 Ohio State
2/5	W	71-70	Illinois
2/9	L	66-75	at Michigan
2/13	L	41-65	at Penn State
2/17	W	73-70	Iowa
2/19	W	70-64	at Indiana
2/24	L	52-66	Penn State
2/27	L	63-78	at #12 Wisconsin
3/2	W	68-57	Minnesota
3/10	W	75-65	vs. Minnesota✗
3/11	L	61-67	vs. #1 Ohio St. (OT)✗
3/16	W	70-61	Milwaukee☆
3/19	W	85-67	at Boston College☆
3/23	L	66-69	at Wash. St. (OT)☆

√ ACC/Big Ten Challenge
✦ MSG Holiday Festival, New York, N.Y.
✗ Big Ten Tournament, Indianapolis, Ind.
☆ National Invitation Tournament

2011-12
Record: 19-14, 8-10 (t7th)
Coach: Bill Carmody
Captains: Davide Curletti, John Shurna

11/13	W	60-36	UT-Pan American
11/17	W	88-82	vs. LSU✦
11/18	W	69-65	vs. Tulsa✦
11/20	W	80-73	vs. Seton Hall✦
11/25	W	63-58	Stony Brook
11/29	W	76-60	at Georgia Tech √
12/2	W	92-67	Miss. Valley State
12/4	L	41-69	#7 Baylor
12/15	W	81-51	Texas Southern
12/17	W	70-64	Central Conn. State
12/18	W	87-72	Eastern Illinois
12/22	L	79-87	at #23 Creighton
12/28	L	54-87	at #2 Ohio State
1/1	W	68-56	Penn State
1/4	L	56-57	Illinois
1/11	L	64-66	at #13 Michigan (OT)
1/14	W	81-74	#6 Michigan State
1/18	L	57-77	at Wisconsin
1/22	L	52-75	at Minnesota
1/28	L	56-58	Purdue
2/2	W	84-74	Nebraska



THE 2008-09 NIT TEAM defeated three ranked teams, including Purdue and eventual national runner-up Michigan State on the road.

YEAR-BY-YEAR RESULTS

2/5	W	74-70	at Illinois
2/9	W	83-64	Iowa
2/12	L	77-87	at Purdue
2/15	L	66-71	at #18 Indiana
2/18	W	64-53	Minnesota
2/21	L	55-67	#11 Michigan (OT)
2/25	W	67-66	at Penn State
2/29	L	73-75	#10 Ohio State
3/3	W	70-66	at Iowa
3/8	L	68-75	vs. Minnesota (OT)✗
3/13	W	76-74	Akron☆
3/16	L	55-76	at Washington☆

√ ACC/Big Ten Challenge
✦ Charleston Classic, Charleston, S.C.
✗ Big Ten Tournament, Indianapolis, Ind.
☆ National Invitation Tournament

2012-13
Record: 13-19, 4-14 (11th)
Coach: Bill Carmody
Captains: Drew Crawford, Reggie Hearn, Alex Marcotullio

11/13	W	79-49	Texas Southern
11/15	W	81-68	Miss. Valley State
11/18	W	80-53	Fairleigh Dickinson
11/20	W	69-50	Delaware State
11/23	W	55-31	vs. TCU✦
11/24	W	72-69	vs. Illinois St. (OT)✦
11/27	L	57-77	Maryland√
12/1	L	44-50	UIC
12/4	W	74-70	at Baylor
12/8	L	65-74	Butler
12/17	W	74-68	Texas State
12/21	L	68-70	Stanford
12/23	W	63-42	Brown
1/3	L	66-94	#2 Michigan
1/6	L	51-69	at #9 Minnesota
1/10	W	70-54	at Penn State
1/13	L	50-70	Iowa
1/17	W	68-54	at #23 Illinois
1/20	L	59-67	#2 Indiana
1/23	W	55-48	#12 Minnesota
1/26	L	49-64	at Nebraska
1/30	L	46-68	at #1 Michigan
2/2	W	75-60	Purdue
2/9	L	57-71	at Iowa
2/14	L	59-69	at #13 Ohio State
2/17	L	41-62	Illinois
2/20	L	41-69	#19 Wisconsin
2/24	L	43-74	at Purdue
2/28	L	53-63	#16 Ohio State
3/7	L	59-66	Penn State
3/10	L	61-71	at #10 Michigan St.
3/14	L	59-73	vs. Iowa✗

√ ACC/Big Ten Challenge
✦ South Padre Island Invitational, South Padre Island, Texas
✗ Big Ten Tournament, Chicago, Ill.

2013-14
Record: 14-19, 6-12 (t-10th)
Coach: Chris Collins
Captains: Dave Sobolewski, Drew Crawford

11/9	W	72-55	Eastern Illinois
11/14	L	58-71	at Stanford
11/17	L	64-68	Illinois State
11/20	W	93-58	at UIC
11/22	W	63-61	IUPUI
11/25	W	72-59	Gardner-Webb
11/28	L	67-78	vs. Missouri✦
11/29	L	79-95	vs. #19 UCLA✦
12/4	L	48-69	at NC State√
12/7	W	51-35	Western Michigan
12/16	W	86-64	Miss. Valley State
12/22	W	58-52	Brown
12/27	L	56-57	DePaul
1/2	L	49-76	#4 Wisconsin
1/5	L	51-74	at Michigan
1/9	L	67-93	at #20 Iowa
1/12	W	49-43	#23 Illinois
1/15	L	40-54	#4 Michigan State
1/18	W	54-47	at Indiana
1/21	W	63-60	Purdue (2OT)
1/25	L	50-76	#10 Iowa
1/29	W	65-56	at #14 Wisconsin
2/1	W	55-54	at Minnesota
2/8	L	49-53	Nebraska
2/13	L	70-85	at #9 Michigan State
2/16	L	48-54	Minnesota
2/19	L	60-76	at #24 Ohio State
2/22	L	56-61	Indiana
3/1	L	47-54	at Nebraska
3/6	L	32-59	Penn State
3/9	W	74-65	at Purdue
3/13	W	67-62	vs. Iowa✗
3/14	L	51-67	vs. Michigan State✗

√ ACC/Big Ten Challenge
✦ Las Vegas Invitational, Las Vegas, Nev.
✗ Big Ten Tournament, Indianapolis, Ind.

2014-15
Record: 15-17, 6-12 (t-10th)
Coach: Chris Collins
Captains: Dave Sobolewski, Tre Demps, JerShon Cobb

11/14	W	65-58	Houston Baptist
11/17	W	69-56	at Brown
11/20	W	69-67	North Florida
11/22	W	68-67	Elon (OT)
11/25	W	55-46	vs. Miami (Ohio)✦
11/26	L	42-61	vs. Northern Iowa✦
12/3	L	58-66	Georgia Tech√
12/6	L	56-65	at #23 Butler
12/14	W	101-49	Miss. Valley State
12/17	L	67-80	Central Michigan
12/20	W	67-61	Western Michigan
12/22	W	63-46	UIC
12/27	W	76-55	Northern Kentucky
12/30	W	51-47	at Rutgers
1/4	L	58-81	#4 Wisconsin
1/11	L	77-84	at Michigan St. (OT)
1/14	L	67-72	Illinois
1/17	L	54-56	at Michigan
1/22	L	67-69	Ohio State
1/25	L	67-68	at #13 Maryland
1/31	L	60-68	Purdue
2/3	L	60-76	at Nebraska
2/7	L	50-65	at #5 Wisconsin
2/10	L	44-68	Michigan State
2/15	W	66-61	Iowa (OT)
2/18	W	72-66	at Minnesota
2/21	W	60-39	Penn State
2/25	W	72-65	Indiana
2/28	L	60-86	at Illinois
3/3	W	82-78	Michigan (2OT)
3/7	L	52-69	at Iowa
3/12	L	56-71	vs. Indiana✗

√ ACC/Big Ten Challenge
✦ Cancun Challenge, Riviera Maya, Mexico
✗ Big Ten Tournament, Chicago, Ill.

2015-16
Record: 20-12, 8-10 (9th)
Coach: Chris Collins
Captains: Tre Demps, Sanjay Lumpkin, Alex Olah

11/13	W	79-57	UMass Lowell
11/18	W	79-72	Fairfield
11/20	W	83-80	Columbia (OT)
11/23	L	69-80	vs. #9 No. Carolina✦
11/24	W	67-62	vs. Missouri✦
11/28	W	90-63	New Orleans
12/1	W	81-79	at Virginia Tech (OT)√
12/5	W	81-56	SIU Edwardsville
12/13	W	77-35	Chicago State
12/15	W	78-48	Miss. Valley State
12/19	W	78-70	at DePaul (OT)
12/21	W	103-67	Sacred Heart
12/27	W	74-59	Loyola (Md.)
12/30	W	81-72	at Nebraska
1/2	L	59-72	#4 Maryland
1/6	L	56-65	Ohio State
1/9	W	77-52	at Minnesota
1/12	W	70-65	Wisconsin
1/16	L	62-71	Penn State
1/19	L	56-62	at #7 Maryland (OT)
1/23	L	57-89	at #25 Indiana
1/28	L	45-76	#12 Michigan State
1/31	L	71-85	at #3 Iowa
2/4	W	82-58	Minnesota
2/9	L	63-71	at Ohio State
2/13	W	58-56	Illinois
2/16	L	61-71	at #17 Purdue
2/24	L	63-72	at Michigan
2/27	W	98-59	Rutgers
3/3	W	71-61	at Penn State
3/6	W	65-54	Nebraska
3/10	L	70-72	vs. Michigan (OT)✗

√ ACC/Big Ten Challenge
✦ CBE Hall of Fame Classic, Kansas City, Mo.
✗ Big Ten Tournament, Chicago, Ill.

2016-17
Record: 24-12, 10-8 (t-5th)
Coach: Chris Collins
Captains: Sanjay Lumpkin, Bryant McIntosh

11/11	W	94-63	Miss. Valley State
11/14	W	86-72	Eastern Washington
11/16	L	68-70	at Butler
11/21	W	77-58	vs. #22 Texas✦
11/22	L	66-70	vs. Notre Dame✦
11/25	W	86-66	Bryant
11/28	W	65-58	Wake Forest√
12/3	W	80-64	DePaul
12/11	W	83-49	New Orleans
12/14	W	68-64	Chicago State
12/17	W	67-64	vs. Dayton▲
12/20	W	87-65	IUPUI
12/22	W	72-63	Houston Baptist
12/27	W	87-77	at Penn State
12/30	L	52-61	at Michigan State
1/5	L	66-70	Minnesota
1/8	W	74-66	at Nebraska
1/12	W	69-60	at Rutgers
1/15	W	89-54	Iowa
1/22	W	74-72	at Ohio State
1/26	W	73-61	Nebraska
1/29	W	68-55	Indiana
2/1	L	59-80	at #23 Purdue (25)
2/7	L	61-68	Illinois
2/12	W	66-59	at #7 Wisconsin
2/15	L	64-74	#23 Maryland
2/18	W	69-65	Rutgers
2/21	L	50-66	at Illinois
2/25	L	62-63	at Indiana
3/1	W	67-65	Michigan
3/5	L	65-69	#16 Purdue
3/9	W	83-61	vs. Rutgers✗
3/10	W	72-64	vs. #25 Maryland✗
3/11	L	48-76	vs. #24 Wisconsin✗
3/16	W	68-66	vs. Vanderbilt☆
3/18	L	73-79	vs. #2 Gonzaga☆

√ ACC/Big Ten Challenge
✦ Legends Classic, Brooklyn, N.Y.
▲ State Farm Chicago Legends, Chicago
✗ Big Ten Tournament, Washington, D.C.
☆ NCAA Tournament, Salt Lake City, Utah

2017-18
Record: 15-17, 6-12 (10th)
Coach: Chris Collins
Captains: Bryant McIntosh, Vic Law, Scottie Lindsey, Dererk Pardon

11/10	W	79-75	Loyola (Md.)
11/13	W	75-66	Saint Peter's
11/15	L	88-92	Creighton#
11/18	W	82-74	La Salle ▲
11/19	L	49-85	Texas Tech ▲
11/24	W	81-50	Sacred Heart
11/28	L	51-52	at Georgia Tech √
12/1	W	72-68	Illinois (OT)
12/3	L	69-74	at Purdue
12/11	W	96-31	Chicago State
12/14	W	84-50	Valparaiso
12/16	W	62-60	at DePaul
12/19	W	85-48	Lewis
12/22	L	78-104	at #17 Oklahoma
12/30	W	95-73	Brown
1/2	L	55-70	Nebraska
1/5	L	63-78	at Penn State
1/10	W	83-60	Minnesota
1/14	L	46-66	at Indiana
1/17	L	65-71	#22 Ohio State
1/20	W	70-61	Penn State
1/23	W	77-69	at Minnesota
1/29	L	47-58	at #24 Michigan
2/1	W	60-52	at Wisconsin
2/6	W	61-52	#20 Michigan
2/10	L	57-73	at Maryland
2/13	L	58-67	at Rutgers (OT)
2/17	L	60-65	#2 Michigan State
2/19	L	64-71	Maryland
2/22	L	64-70	Wisconsin
2/25	L	70-77	at iowa
3/1	L	57-65	vs. Penn State ✗

Gavitt Games
√ ACC/Big Ten Challenge
▲ Hall of Fame Tip-Off, Uncasville, Conn.
✗ Big Ten Tournament, New York City, N.Y.

SERIES RECORDS VS. OPPONENT

OPPONENT	W	L
Akron	1	0
Alabama	1	0
Alcorn State	1	0
American	1	0
American Col. of P.E.	1	0
Angelo State	1	0
Arizona	0	2
Arizona State	2	4
Arkansas-Little Rock	0	1
Arkansas-Pine Bluff	1	0
Arkansas State	1	0
Armour	5	0
Army	1	0
Ball State	1	1
Baylor	1	1
Beloit	2	1
Benedictine (Ill.)	1	0
Boston College	3	2
Boston University	1	0
Bowling Green	2	1
Bradley	8	1
Brown	8	2
Bryant	1	0
Buckeye Paints	0	1
Bucknell	1	0
Buffalo	3	0
Butler	16	11
BYU	1	1
California	1	2
UC Riverside	1	0
UC Santa Barbara	1	1
Cal State Los Angeles	1	0
Camp Grant	0	1
Carleton	7	0
Central Arkansas	1	0
Central Connecticut State	2	0
Central Michigan	3	1
Central Park	1	0
Charlotte	1	0
Chicago	30	28
Chicago State	12	0
Chicago YMCA	1	0
The Citadel	1	0
Clemson	0	1
Cleveland State	1	1
Colorado	3	6
Colorado State	2	1
Columbia	2	1
Cornell (Iowa)	1	0
Cornell (N.Y.)	2	1
Cornell Ath. Club	1	1
Creighton	3	3
Dartmouth	3	1
Dayton	2	2
Delaware State	3	0
Denver	1	0
DePaul	13	20
DePauw	3	2
Detroit	0	1
Detroit YMCA	1	0
Drake	1	1
Duke	0	7
Duquesne	2	0
East Carolina	0	1
East Tennessee St.	1	0
Eastern Illinois	2	0
Eastern Washington	1	0
Eckhart Park	0	1
Elon	2	0
Evanston Academy	1	0
Evanston Reds	3	1
Evanston Township HS	1	0
Evanston YMCA	1	7
Evansville	1	2
Fairfield	1	1
Fairleigh Dickinson	1	0
First National Bank	1	0
Flint (Mich.) Vehicle Co.	1	0
Florida	2	1
Florida A&M	1	0
Florida Atlantic	1	0
Florida International	1	0
Florida Southern	2	0
Florida State	2	3
Fordham	1	1
Furman	2	0
Gardner-Webb	1	0
Garrett Biblical Instit.	1	0
George Mason	0	1
George Washington	1	0
Georgia Tech	2	2
Gonzaga	0	1
Great Lakes	4	7
Green Bay	2	1
Haskell	0	1
Hawaii	1	2
Holy Cross	1	1
Houston Baptist	2	0
Howard	1	0
Hull House	0	1
IPFW	1	0
IUPUI	2	1
Idaho State	1	0
Illinois	41	134
Illinois Athletic Club	0	2
Illinois State	2	3
Illinois Wesleyan	9	0
Indiana	51	117
Iona	1	0
Iowa	60	116
Iowa Pre-Flight	1	0
Iowa State	1	1
Jacksonville	1	0
Kansas	2	6
Kansas State	2	1
Kent State	0	1
Kentucky	1	7
Knights of Columbus	1	0
Knox	1	0
Lake Forest	4	4
Lamar	0	1
Laporte	1	0
La Salle	1	3
Lehigh	2	0
Lewis	5	0
Liberty	2	0
Long Beach State	1	0
Long Island	2	0
Loras	1	0
Louisiana-Lafayette	1	0
Louisville	2	0
Loyola (Ill.)	11	8
Loyola (Md.)	3	0
LSU	3	1
Maine	0	1
Manhattan	0	1
Marquette	14	14
Marshall	0	1
Maryland	2	7
Md.-Eastern Shore	3	0
Massachusetts	0	1
UMass Lowell	1	0
Mercer	2	0
Mercury Athletic Club	1	0
Miami (Fla.)	1	0
Miami (Ohio)	1	1
Michigan	59	112
Michigan State	38	90
Millikin	0	1
Milwaukee	2	0
Minnesota	71	104
Mississippi State	0	1
Mississippi Valley State	7	1
Missouri	4	5
Monmouth	1	0
Morgan State	1	0
Mount St. Mary's	1	0
Naperville	0	2
Navy	2	0
NC State	1	4
Nebraska	6	8
New Hampshire	1	0
New Mexico State	0	1
New Orleans	3	0
New York University	0	1
Nicholls State	1	0
North Carolina	1	4
North Carolina A&T	1	0
UNC Wilmington	0	1
North Florida	3	0
Northeastern	3	1
Northeastern Illinois	1	0
Northern Arizona	1	0
Northern Colorado	1	0
Northern Illinois	9	2
Northern Iowa	0	1
Northern Kentucky	1	0
North Park	1	0
North Texas State	0	1
Northwestern College	2	1
Northwestern State (La.)	2	0
Notre Dame*	24	64
Oakland	2	1
Ohio	8	5
Ohio State	46	124
Oklahoma	0	1
Oklahoma City	0	1
Oregon	0	2
Oregon State	1	4
Penn State	19	31
Pennsylvania	0	1
Pepperdine	0	2
Pittsburgh	10	8
Portland	1	0
Princeton	7	1
Providence	0	2
Purdue	48	126
Radford	1	0
Ravenswood	1	0
Rhode Island	0	2
Rice	3	1
Rider	1	0
Ripon	3	0
Robert Morris	2	0
Rollins	2	2
Rutgers	9	2
St. Francis (N.Y.)	2	0
St. John's	1	2
St. Joseph's (Ind.)	2	0
St. Peter's	2	0
Sacred Heart	2	0
Saint Louis	1	2
Sam Houston State	1	0
San Diego State	0	2
San Jose State	1	0
Savannah State	1	0
Seton Hall	5	2
OPPONENT	**W**	**L**
Seward Park	1	0
Siena	1	1
SIU Edwardsville	5	0
SMU	2	1
South Dakota	1	0
South Dakota State	1	0
Southern California	3	6
Stanford	2	6
Stony Brook	1	0
Syracuse	0	1
Tampa	1	0
TCU	1	2
Temple	0	1
Tennessee	1	0
Tennessee-Martin	1	0
Tennessee State	1	0
Tennessee Tech	0	2
Texas	2	1
Texas A&M	2	3
Texas A&M-C.C.	2	0
Texas Tech	0	1
Texas Southern	2	0
Texas State	1	0
Texas-Pan American	7	0
Toledo	0	1
Troy State	1	0
Tulane	4	3
Tulsa	1	1
UCLA	1	4
UIC	5	4
UMBC	1	0
UMKC	1	0
UNLV	0	1
UTEP	0	1
U.S. Infantry	1	0
Utah	1	2
Utah State	0	1
Valparaiso	9	2
Vanderbilt	2	4
Vermont	1	0
Virginia	0	3
Virginia Commonwealth	1	0
Virginia Tech	1	0
Wabash	6	1
Wake Forest	1	-
Washington	2	6
Washington (Mo.)	2	0
Washington State	3	3
West Aurora HS	1	0
West Virginia	1	1
Western Carolina	1	0
Western Illinois	3	2
Western Michigan	23	5
Wheaton (Ill.)	1	0
Whiting Owls	0	1
Whiting Red Crowns	0	1
Wichita State	0	2
William & Mary	1	1
Wisconsin	69	114
Wofford	1	0
Wyoming	1	0
Xavier	0	1
Yale	3	2
Youngstown State	4	0

Overall Record: 1,080-1,496-1

*Northwestern and Notre Dame tied, 20-20, in 1935.

SERIES HISTORY VS. OPPONENT

Legend:
(C)—Chicago Stadium (Chicago, Ill.)
(R)—Rosemont Horizon/Allstate Arena (Rosemont, Ill.)
(D)—DePaul's Alumni Hall (Chicago, Ill.)
(U)—United Center (Chicago, Ill.)
(F)—Game later forfeited by opponent
**—Overtime game*

Akron
NU leads 1-0
W 76-74 3/13/12 H

Alabama
NU leads 1-0
W 32-10 12/31/30 H

Alcorn State
NU leads 1-0
W 77-66 11/26/94 H

American
NU leads 1-0
W 78-62 12/16/10 H

American College of P.E.
NU leads 1-0
W 35-16 12/18/19 H

Angelo State
NU leads 1-0
W 64-51 12/20/82 D

Arizona
NU trails 2-0
L 64-78 12/10/76 A
L 80-83 * 11/27/78 H

Arizona State
NU trails 4-2
W 101-91 12/20/69 A
L 78-92 12/11/76 A
L 62-81 12/28/91 A
L 60-77 12/29/01 A
W 63-61 12/17/03 H
L 55-90 12/20/04 A

Arkansas-Little Rock
NU trails 1-0
L 43-53 11/18/00 H

Arkansas-Pine Bluff
NU leads 1-0
W 71-45 11/19/10 H

Arkansas State
NU leads 1-0
W 88-68 12/3/07 H

Armour
NU leads 5-0
W 39-10 12/16/12 H
W 42-18 1/7/14 H
W 32-20 12/9/14 H
W 39-37 12/29/14 A
W 27-12 12/3/21 H

Army
NU leads 1-0
W 84-62 12/12/95 H

Ball State
Series tied 1-1
W 120-83 12/5/66 H
L 71-77 12/22/88 N

Baylor
Series tied 1-1
L 41-69 12/4/11 H
W 74-70 12/4/12 A

Beloit
NU leads 2-1
W 38-31 3/8/05 A
L 8-20 12/20/15 A
W 25-14 12/17/20 H

Benedictine (Ill.)
NU leads 1-0
W 95-63 11/20/07 H

Boston College
NU leads 3-2
W 77-68 12/27/68 N
L 76-89 12/28/90 N
L 63-64 12/23/97 A
W 69-59 12/23/98 H
W 85-67 3/19/11 A

Boston University
NU leads 1-0
W 78-74 12/19/59 H

Bowling Green
NU leads 2-1
L 68-79 12/29/79 N
W 62-60 12/7/02 H
W 77-60 12/6/03 A

Bradley
NU leads 8-1
W 36-23 12/8/30 H
W 33-19 12/6/31 H
W 44-19 12/5/32 H
W 40-19 12/6/33 H
W 38-31 2/13/37 H
W 28-26 2/5/38 H
W 67-64 12/22/79 N
W 63-42 11/28/83 H
L 72-76 11/30/85 A

Brown
NU leads 8-2
W 93-74 12/23/61 H
W 80-65 11/27/76 N
L 56-60 1/2/96 H
W 64-40 11/21/06 H
L 67-73 11/24/07 H
W 73-64 11/22/08 A
W 63-42 12/23/12 H
W 58-52 12/22/13 H
W 69-56 11/17/14 A
W 95-73 12/30/17 R

Bryant
NU leads 1-0
W 86-66 11/25/16 H

Buckeye Paints
NU trails 1-0
L 20-33 12/28/15 A

Bucknell
NU leads 1-0
W 69-61 12/3/03 H

Buffalo
NU leads 3-0
W 79-63 1/31/01 H
W 63-57 1/26/02 A
W 69-62 12/30/02 H

Butler
NU leads 16-11
W 41-36 1934-35 H
W 53-38 2/1/36 H
L 21-30 12/23/37 A
W 32-20 2/8/40 A
L 31-32 12/18/40 A
W 46-40 12/13/41 H
W 44-40 12/31/46 H
W 52-51 12/6/47 H
W 70-60 12/9/50 A
W 93-57 12/3/51 H
W 90-72 12/22/52 H
W 70-57 12/28/53 H
L 60-78 1/29/54 A
L 62-83 12/22/54 A
W 81-74 12/27/54 H
W 87-69 12/5/67 H
W 73-69 12/7/68 A
W 98-79 12/8/70 H
L 61-65 12/2/72 A
W 82-78 12/3/77 N
W 61-58 12/22/84 H
L 53-71 12/3/86 A
L 53-57 11/26/08 A
L 54-67 11/18/09 H
L 65-74 12/8/12 H
L 56-65 12/6/14 A
L 68-70 11/16/16 A

BYU
Series tied 1-1
W 61-41 1/3/46 H
L 68-69 12/21/89 A

California
NU trails 2-1
W 34-19 12/28/35 H
L 36-43 1/4/38 H
L 40-62 12/19/60 C

UC Riverside
NU leads 1-0
W 59-43 12/1/08 H

UC Santa Barbara
Series tied 1-1
W 82-73 12/2/68 A
L 50-62 12/30/82 N

Cal State-LA
NU leads 1-0
W 77-63 11/26/85 H

Camp Grant
NU trails 1-0
L 43-51 2/12/44 N

Carleton
NU leads 7-0
W 31-22 12/20/30 H
W 48-33 12/3/34 H
W 56-27 12/6/35 H
W 44-19 12/7/36 H
W 53-23 12/3/37 H
W 45-23 12/7/38 H
W 30-14 12/5/39 H

Central Arkansas
NU leads 1-0
W 81-39 11/16/08 H

Central Connecticut State
NU leads 2-0
W 74-54 12/22/09 H
W 70-64 12/17/11 H

Central Michigan
NU leads 3-1
W 73-68 12/10/94 H
W 64-63 12/19/95 A
W 70-49 11/26/96 H
L 67-80 12/17/14 H

Central Park
NU leads 1-0
W 51-25 1913-14 H

Charlotte
NU leads 1-0
W 61-47 11/14/05 N

Chicago
NU leads 30-28
L 19-34 2/24/05 A
L 23-25 3/18/05 H
L 5-26 1/18/07 H
L 6-34 2/20/07 A
L 6-41 2/13/08 A
L 12-17 2/29/08 H
L 4-28 1/20/09 H
L 4-31 1/15/10 A
L 6-44 1/25/10 H
L 16-24 1/7/11 A
L 18-25 3/1/11 H
L 13-38 1/13/12 A
L 11-27 2/10/12 H
L 25-28 2/21/13 H
L 10-28 1/14/14 H
L 29-34 2/24/14 A
L 11-15 1/9/15 H
L 14-22 2/16/15 A
W 28-18 1/22/16 A
W 28-20 2/16/16 H
L 14-27 1/20/17 A
L 22-25 2/27/17 H
L 17-24 2/15/19 A
W 15-12 3/5/19 H
L 25-26 2/9/21 H
L 22-23 1/20/22 A
L 18-26 1/9/24 H
L 26-42 2/27/24 A
W 29-7 2/17/25 H
W 17-16 3/11/25 A
L 27-34 1/12/27 H
L 21-40 2/19/27 A
W 15-14 1/12/28 A
W 39-18 2/28/28 H
W 37-17 1/25/30 A
W 39-24 3/4/30 H
W 31-16 2/7/31 H
W 27-15 2/14/31 A
W 52-24 1/14/33 A
W 57-23 2/18/33 H
L 34-36 2/10/34 H
W 30-22 3/2/34 A
W 42-27 1/29/36 H
W 34-33 3/7/36 A
W 44-21 1/16/37 A
W 34-27 2/27/37 H
W 34-31 2/11/39 A
W 44-28 1/13/40 H
W 41-36 2/15/41 A
W 69-50 1/10/42 A
W 47-46 2/16/42 H
W 63-29 2/20/43 A
W 77-20 1/14/44 A
W 74-49 12/8/84 H
W 101-45 11/26/88 H
W 84-41 1/6/92 H
W 101-50 12/1/92 H
W 94-43 11/27/93 H

Chicago State
NU leads 12-0
W 69-58 12/11/81 H
W 71-40 1/27/98 H
W 55-47 11/23/99 H
W 80-42 11/24/01 H
W 76-60 11/23/03 H
W 78-53 12/4/04 H
W 65-47 1/16/07 A
W 75-63 2/4/09 H
W 72-49 3/3/10 H
W 77-35 12/13/15 H
W 68-64 12/14/16 H
W 96-31 12/11/17 R

Chicago YMCA
NU leads 1-0
W 52-31 1/14/16 H

The Citadel
NU leads 1-0
W 91-74 12/29/69 N

Clemson
NU trails 1-0
L 44-57 11/28/00 A

Cleveland State
Series tied 1-1
W 63-51 12/27/83 H
L 54-66 12/29/84 A

Colorado
NU trails 6-3
L 63-67 12/10/49 C
W 65-64 12/19/61 H
L 64-69 12/8/62 A
W 87-80 12/12/64 H
L 55-70 12/6/65 A
L 68-73 12/20/66 A
W 83-66 12/9/68 H
L 56-67 11/21/03 H
L 57-66 11/28/04 A

Colorado State
NU leads 2-1
L 50-75 12/27/62 N
W 78-75 12/1/80 H
W 61-53 12/4/82 A

Columbia
NU leads 2-1
L 68-83 12/3/69 C
W 78-60 11/30/91 H
W 83-80 * 11/20/15 H

Cornell
NU leads 2-1
W 63-48 12/5/80 H
W 60-44 12/11/82 D
L 61-64 11/10/06 H

Cornell (Iowa)
NU leads 1-0
W 30-14 12/9/29 H

Cornell Athletic Club
Series tied 1-1
W 25-24 1/4/14 H

Creighton
Series tied 3-3
W 59-56 12/16/61 H
L 70-82 12/19/64 H
W 76-57 12/27/91 N
W 65-52 11/28/10 H
L 79-87 12/22/11 A
L 88-92 11/15/17 R

Dartmouth
NU leads 3-1
L 49-52 1/1/49 H
W 74-60 12/29/55 H
W 87-71 12/28/60 H
W 103-94 ** 12/29/90 N

Dayton
Series tied 2-2
L 66-73 12/22/72 A
L 69-77 12/27/97 A
W 61-57 12/5/98 H
W 67-64 12/17/16 U

SERIES HISTORY VS. OPPONENT

Delaware State
NU leads 3-0

W	50-43	12/27/04	H
W	61-54 *	12/3/05	H
W	69-50	11/20/12	H

Denver
NU leads 1-0

W	51-44	11/30/83	H

DePaul
NU trails 20-13

W	34-17	2/21/12	H
W	91-77	12/12/70	H
L	72-74	2/15/72	C
L	80-88	12/5/72	A
W	73-69	12/8/73	H
L	63-76	12/30/74	A
L	57-65	12/18/75	H
L	73-75 *	12/1/76	H
L	79-83	12/17/77	A
L	83-90 *	12/19/78	A
L	75-81	12/21/79	H
L	54-62	12/20/80	A
L	63-65	3/21/83	A
L	56-61	12/22/84	A
L	67-70	12/19/85	H
L	54-72	12/22/86	A
W	78-64	12/21/87	H
W	69-68	3/16/94	H
L	49-84	12/17/94	A
L	61-71	12/16/95	H
W	58-56	12/7/96	A
W	72-59	12/6/97	H
L	64-69	3/10/99	A
L	53-65	11/25/03	A
W	56-52	12/15/04	H
L	49-59	11/26/05	A
W	49-39	11/14/06	H
L	53-54	11/17/07	A
W	63-36	12/6/08	H
L	56-57	12/27/13	H
W	78-70 *	12/19/15	A
W	80-64	12/3/16	H
W	62-60	12/16/17	A

DePauw
NU leads 3-2

L	19-27	12/22/21	A
L	10-15	1/26/24	H
W	56-43	12/9/44	H
W	67-36	12/10/45	H
W	69-36	12/23/05	H

Detroit
NU trails 1-0

L	84-94	12/29/56	A

Detroit YMCA
NU leads 1-0

W	26-18	12/29/15	A

Drake
Series tied 1-1

W	31-25	12/18/26	H
L	69-87	12/26/64	C

Duke
NU trails 7-0

L	87-93	12/29/70	A
L	55-76	12/19/84	H
L	55-78	12/30/85	A
L	55-106	12/30/86	A
L	57-79	12/5/87	H
L	62-86	12/3/88	A
L	77-103	12/2/89	H

Duquesne
NU leads 2-0

W	80-70	12/27/57	N
W	78-81	12/30/75	N

East Carolina
NU trails 1-0

L	68-71	11/15/01	N

East Tennessee State
NU leads 1-0

W	74-68	12/28/78	N

Eastern Illinois
NU leads 2-0

W	87-72	12/18/11	H
W	72-55	11/9/13	H

Eastern Washington
NU leads 1-0

W	86-72	11/14/16	H

Eckhart Park
NU trails 1-0

L	10-20	12/1913	H

Elon
NU leads 2-0

W	66-51	12/18/02	H
W	68-67 *	11/22/14	H

Evanston Academy
NU leads 1-0

W	32-15	1/8/13	H

Evanston Reds
NU leads 3-0

W	40-11	1/26/11	H
W	29-12	1/24/12	H
W	34-18	2/26/13	A

Evanston YMCA
NU trails 7-1

W	16-14	1/31/07	H
L	18-27	1/16/08	H
L	19-27	2/22/08	A
L	18-20	1/9/09	H
L	9-26	1/9/11	A
L	12-15	3/4/11	H
L	25-26	2/29/12	A
L	15-17	2/19/13	A

Evansville
NU trails 2-1

L	75-83	12/9/64	A
L	26-48	11/26/99	N
W	68-52	12/22/00	N

Fairfield
Series tied 1-1

L	74-92	11/26/76	N
W	79-72	11/18/15	H

Fairleigh Dickinson
NU leads 1-0

W	80-53	11/18/12	H

First National Bank
NU leads 1-0

W	26-12	12/7/14	H

Flint (Mich.) Vehicle Co.
NU leads 1-0

W	55-23	12/31/15	A

Florida
NU leads 2-1

W	76-72	12/26/68	N
W	83-79	12/6/69	H
L	73-88	12/21/70	A

Florida A&M
NU leads 1-0

W	58-55	12/15/01	H

Florida Atlantic
NU leads 1-0

W	69-59	11/21/05	H

Florida International
NU leads 1-0

W	84-79	12/1/90	H

Florida Southern
NU leads 2-0

W	69-57	12/6/82	D
W	69-68	12/19/86	H

Florida State
NU trails 3-2

L	73-91	12/23/72	N
L	46-60	12/1/99	H
W	57-50	11/28/01	H
L	53-71	12/1/03	A
W	73-59	12/3/08	H

Fordham
Series tied 1-1

L	60-63	12/22/01	N
W	62-60	12/22/02	H

Furman
NU leads 2-0

W	72-58	12/29/82	N
W	62-55	11/28/98	H

Gardner-Webb
NU leads 1-0

W	72-59	11/25/13	H

Garrett Biblical Institute
NU leads 1-0

W	54-20	12/13/11	H

George Mason
NU trails 1-0

W	62-64	1/14/84	H

George Washington
NU leads 1-0

W	102-74	12/9/69	H

Georgia Tech
Series tied 2-2

W	91-71	11/30/10	H
W	76-60	11/29/11	A
L	58-66	12/3/14	H
L	51-52	11/28/17	A

Gonzaga
NU trails 1-0

L	73-79	3/18/17	N

Great Lakes
NU trails 7-4

L	27-41	2/16/18	H
L	16-32	1/6/19	H
L	38-47	1/14/42	A
W	59-47	1/3/43	H
L	36-57	2/8/43	A
W	54-36	12/31/43	H
L	36-46	1/24/44	A
L	38-41	12/26/44	H
L	39-58	1/30/45	A
W	51-50	12/31/45	H
W	44-42	1/21/46	A

Green Bay
NU leads 2-1

W	64-55	12/14/85	H
L	49-61	12/27/86	A
W	81-72	11/24/89	H

Haskell
NU trails 1-0

L	21-38	2/28/07	H

Hawaii
NU trails 2-1

W	96-71	12/29/67	A
L	83-85 *	12/27/71	A
L	62-79	12/27/96	A

Holy Cross
Series tied 1-1

L	63-83	12/21/92	A
W	90-64	12/20/93	H

Houston Baptist
NU leads 2-0

W	65-58	11/14/14	H
W	72-63	12/22/16	H

Howard
NU leads 1-0

W	77-51	12/20/07	H

Hull House
NU trails 1-0

L	17-34	3/20/11	H

IPFW
NU leads 1-0

W	73-49	2/11/06	H

IUPUI
NU leads 2-1

L	53-56	11/27/02	H
W	63-61	11/22/13	H
W	87-65	12/20/16	H

Idaho State
NU leads 1-0

W	84-60	12/16/91	H

Illinois
NU trails 134-41

L	13-18	3/7/08	H
L	4-35	2/27/09	H
L	15-26	2/25/11	H
L	10-25	3/2/12	A
L	19-30	3/9/12	H
L	22-23	2/14/13	A
W	20-18	3/15/13	H
L	15-35	2/14/14	A
W	23-21 *	2/12/16	A
W	25-17	2/29/16	H
L	17-47	1/12/17	A
L	12-21	3/2/17	H
L	22-38	2/9/18	A
W	29-14	3/2/18	H
L	18-38	1/17/24	A
L	35-36	3/4/24	H
L	16-27	1/14/25	H
L	20-30	2/12/25	A
L	23-27	1/8/27	H
L	32-46	2/16/27	A
L	20-32	2/8/28	A
W	39-31	3/1/28	H
L	24-30	2/10/30	H
W	34-32	2/22/30	A
W	29-27	1/12/31	A
L	28-35	2/16/31	H
L	25-27	1/7/33	A
W	30-27	1/21/33	H
L	20-34	1/20/34	A
W	32-25	2/19/34	H
W	40-28	1/18/36	A
L	38-39	2/17/36	H
W	47-38	1/4/37	A
L	26-32	3/6/37	H
W	36-34	2/25/39	H
L	33-35	2/12/40	A
L	41-42 *	1/18/41	H
L	33-41	2/7/42	A
L	49-63	2/28/42	C
L	51-68	2/1/43	A
L	44-86	2/27/43	C
W	42-29	2/11/44	A
L	47-50	2/25/44	C
L	42-51	1/19/45	A
W	57-45	2/24/45	C
L	38-45	1/14/46	A
W	48-43	2/16/46	C
L	40-55	1/11/47	A
L	51-52	2/22/47	C
L	47-52	1/5/48	A
L	43-60	2/28/48	C
L	66-85	2/7/49	A
L	64-81	2/26/49	C
L	50-76	1/16/50	A
L	52-69	3/4/50	C
L	76-80	3/3/51	C
L	74-95	3/3/52	A
L	58-83	1/12/53	A
L	70-86	3/9/53	H
L	65-66	1/4/54	H
L	82-84	3/1/54	A
L	89-104	2/5/55	A
L	69-81	3/5/55	H
W	83-82	3/5/56	H
L	97-104	2/11/57	A
L	98-102 *	2/1/58	A
W	88-72	3/8/58	H
W	88-79	2/7/59	H
W	84-81	3/8/59	A
L	79-92	12/29/59	N
L	77-84	3/5/60	H
W	78-72	2/18/61	A
L	70-88	2/12/62	A
L	68-73	3/10/62	H
L	76-78	1/14/63	H
L	73-79	3/4/63	A
L	71-73	2/1/64	A
L	70-93	3/2/65	H
W	80-77	2/7/66	A
W	84-76	3/7/66	H
W	104-96	1/10/67	H
L	83-93	2/4/67	A
W	78-71	2/10/68	H
L	61-62	2/24/68	A
L	77-82 *	1/11/69	H
L	68-78	3/8/69	A
L	80-101	1/13/70	H
W	85-70	3/9/71	A
L	63-67	1/8/72	H
L	59-68	2/5/72	A
L	77-84	2/5/73	H
L	76-77	3/5/73	A
W	86-75	2/16/74	H
L	60-64	1/11/75	A
W	51-47	2/8/75	H
L	69-74	1/10/76	A
L	55-61	2/7/76	H
L	68-71	1/24/77	A
L	63-65	2/10/77	H
L	64-73	1/21/78	A
W	72-61	2/9/78	H
L	56-74	1/6/79	H
W	71-64	3/1/79	A
L	71-81	1/5/80	A
L	66-90	2/28/80	H
L	64-88	1/8/81	H
L	76-98	3/7/81	A
L	50-60	1/7/82	H
L	65-85	3/6/82	A
L	62-78	2/5/83	A
W	58-55	2/10/83	D
L	52-71	2/4/84	H
L	49-73	2/8/84	A
L	43-55	1/19/85	H
L	42-64	2/14/85	A
L	46-72	1/18/86	A
L	52-75	2/13/86	H
L	69-76	1/10/87	H

SERIES HISTORY VS. OPPONENT

L	43-72	2/5/87	A
L	48-79	1/23/88	A
L	74-79	3/12/88	H
L	70-75	1/19/89	H
L	69-86	2/11/89	A
L	78-85	1/13/90	H
L	75-88	2/14/90	A
L	59-73	2/4/91	A
L	81-91	3/2/91	H
W	46-43	2/1/92	H
L	65-92	2/26/92	A
L	71-81	1/7/93	H
L	67-82	2/6/93	A
L	53-81	1/12/94	A
W	79-68	2/12/94	H
L	55-82	1/7/95	H
L	57-99	3/8/95	A
L	62-74	1/27/96	H
L	62-93	2/14/96	A
L	58-70	2/5/97	A
L	44-59	1/10/98	H
L	57-69	2/18/98	A
W	59-46	1/9/99	A
L	63-69	2/17/99	H
L	30-63	2/19/00	H
L	44-73	3/4/00	A
L	49-63	1/17/01	H
L	59-84	2/2/01	A
L	41-56	2/23/02	H
L	61-73	2/22/03	U
L	65-94	3/14/03	N
W	70-60	1/14/04	H
L	56-66	2/28/04	A
L	66-78	1/15/05	H
L	48-84	2/23/05	A
L	51-68	3/11/05	N
L	47-58	1/21/06	H
L	47-63	2/15/06	A
L	43-58	2/7/07	H
L	37-48	2/18/07	A
L	37-70	1/27/08	A
L	59-60	2/12/09	H
L	83-89 *	12/30/09	A
W	73-68	1/23/10	H
L	63-88	1/6/11	A
W	71-70	2/5/11	H
L	57-56	1/4/12	H
W	74-70	2/5/12	A
W	68-54	1/17/13	A
L	41-62	2/17/13	H
W	49-43	1/12/14	H
L	67-72	1/14/15	H
L	60-86	2/28/15	A
W	58-56	2/13/16	H
L	61-68	2/7/17	H
L	50-66	2/21/17	A
W	72-68*	12/1/17	R

Illinois Athletic Club
NU trails 2-0

L	20-54	12/12/14	H
L	38-45	1/2/15	A

Illinois State
NU trails 3-2

W	87-70	11/27/93	H
L	68-86	12/31/94	A
L	47-67	12/18/96	H
W	72-69*	11/24/12	N
L	64-68	11/17/13	H

Illinois Wesleyan
NU leads 9-0

W	104-71	11/30/79	H
W	71-57	12/9/81	H
W	63-54	12/5/83	H
W	79-62	11/24/85	H
W	80-58	12/6/86	H
W	100-61	11/28/88	H
W	81-72	11/24/89	H
W	84-62	11/23/90	H
W	80-59	11/22/91	H

Indiana
NU trails 117-51

W	21-18	1/11/08	H
L	11-36	1/31/08	A
W	16-12	1/16/09	H
L	22-29	1/23/10	H
L	10-18	2/12/10	A
L	19-33	2/24/11	H
L	12-41	3/11/11	A
W	26-21	2/1/13	H
W	27-18	2/15/13	A
W	49-33	1/17/14	H
W	40-16	2/13/14	A
W	30-22	1/16/15	A
L	25-31	2/6/15	H
W	40-26	2/19/16	A
W	38-20	2/28/16	H
L	11-32	1/31/20	A
W	36-34	3/6/20	H
L	10-31	1/17/21	A
L	21-23	2/19/21	H
L	18-21	1/14/22	A
W	25-16	2/18/22	H
W	30-26	2/20/23	H
L	25-31	3/3/23	A
L	24-39	1/25/24	H
L	13-30	2/12/24	A
L	31-39	1/18/26	H
L	28-34	3/2/26	A
L	24-36	1/17/27	H
L	25-44	3/5/27	A
W	31-30	2/5/29	A
W	28-26	2/25/29	H
L	22-36	1/18/30	A
L	31-39	2/2/30	H
W	29-23	1/9/32	H
W	29-25	2/8/32	A
W	32-28	2/6/33	A
W	45-32	2/27/33	H
L	32-36	2/23/35	A
W	40-22	3/2/35	H
L	24-27	1/11/36	A
L	34-41	2/29/36	H
W	32-29	1/15/38	A
W	52-41	2/19/38	H
L	37-44	2/18/39	A
W	40-36	2/17/40	H
L	32-52	1/13/41	A
W	50-40	1/3/42	H
W	49-45	3/3/42	A
L	43-69	2/17/47	A
W	47-42	2/21/48	C
L	41-56	2/14/49	A
L	59-64	2/4/50	C
L	63-94	2/17/51	A
L	85-96	2/16/52	H
L	84-88	2/7/53	H
L	88-90 *	3/2/53	A
W	100-90*	2/13/54	H
W	85-78	2/19/55	A
L	81-94	1/2/56	A
L	82-84	2/25/56	H
L	56-74	2/4/57	A
L	74-87	2/16/57	H
L	65-68	1/4/58	A
L	69-76	1/10/59	H
W	61-57	1/4/60	H
L	58-76	2/1/60	A
L	78-90	2/4/61	A
W	60-58	2/27/61	H
L	71-72	1/29/62	H
W	100-87	2/2/63	A
W	79-65	1/6/64	H
L	68-76	3/9/64	A
L	73-86	1/9/65	A
L	76-86	2/13/65	H
W	83-82	2/19/66	A
L	79-81	2/18/67	H
W	86-81	1/13/68	A
W	73-66 *	2/27/68	H
L	70-87	1/14/69	A
W	91-88	2/15/69	H
L	78-80	2/3/70	A
W	75-66	2/28/70	H
L	90-101	1/9/71	H
L	74-97	2/27/71	A
L	67-72	3/7/72	H
L	65-83	2/3/73	A
L	67-72	1/14/74	A
L	53-82	1/26/74	H
L	56-82	1/18/75	H
L	58-82	2/15/75	A
L	61-78	1/5/76	A
L	63-76	3/1/76	H
L	53-78	1/13/77	H
L	54-69	2/26/77	A
L	70-86	2/2/78	H
L	62-86	2/11/78	A
L	45-74	1/20/79	A
L	57-82	2/8/79	H
L	72-81	1/19/80	H
L	69-83	2/7/80	A
L	56-93	1/24/81	H
L	52-86	2/12/81	A
W	75-61	1/9/82	H
L	49-79	3/4/82	A
L	73-78	1/26/83	D
L	65-74	2/19/83	A
L	44-57	1/26/84	A
W	63-51	2/18/84	H
L	50-77	1/10/85	A
L	59-78	2/9/85	H
L	65-102	1/9/86	H
L	52-77	2/8/86	A
L	43-95	1/17/87	A
L	75-77	2/11/87	H
W	66-64	1/11/88	H
L	45-74	2/11/88	A
L	76-92	1/14/89	A
L	56-72	2/9/89	H
L	63-77	1/11/90	H
L	75-98	2/10/90	A
L	58-99	1/5/91	A
L	74-105	2/7/91	H
L	62-96	1/18/92	H
L	60-91	2/15/92	A
L	71-93	1/30/93	H
L	69-98	3/4/93	A
L	76-81	1/22/94	A
L	74-81	2/24/94	H
L	67-88	2/4/95	H
L	61-95	2/4/96	A
L	63-66	1/15/97	H
L	49-64	2/22/97	A
L	58-76	1/14/98	H
L	55-73	2/14/98	A
L	78-81	1/13/99	A
L	62-69 *	2/13/99	H
L	67-89	2/5/00	H
L	54-78	2/14/01	A
L	44-59	1/2/02	H
L	67-79	3/2/02	A
L	57-71	1/15/03	A
W	74-61	2/5/03	H
L	62-73	1/17/04	A
W	63-59	2/25/04	H
W	73-52	1/5/05	H
L	55-77	3/5/05	A
L	63-72	2/1/06	A
L	65-69	2/28/07	H
L	63-75	2/3/08	A
L	82-85	2/23/08	H
W	77-75	1/28/09	H
W	75-53	2/25/09	A
W	78-61	2/7/10	H
L	80-88 *	3/6/10	A
W	73-58	3/11/10	N
W	93-81	1/9/11	H
W	70-64	2/19/11	A
L	66-71	2/15/12	A
L	59-67	1/20/13	H
W	54-47	1/18/14	A
L	56-61	2/22/14	H
W	72-65	2/25/15	H
L	56-71	3/12/15	N
L	57-89	1/23/16	A
W	68-55	1/29/17	H
L	62-63	2/25/17	A
L	46-66	1/14/18	A

Iona
NU leads 1-0

W	69-67	12/21/00	N

Iowa
NU trails 116-60

W	24-23	3/11/05	H
L	11-18	2/19/10	H
L	6-35	3/5/10	A
L	10-17	1/28/11	A
L	18-27	2/18/11	H
W	29-12	1/16/13	H
W	19-11	3/1/13	A
W	34-23	2/21/14	A
W	41-19	3/7/14	H
W	26-15	1/13/15	H
W	25-16	3/6/15	A
W	24-15	1/24/17	H
W	18-15	3/10/17	A
L	28-29	1/18/19	H
L	12-28	3/8/19	A
L	13-25	1/17/20	H
L	23-27	2/27/20	A
L	14-20	3/14/21	H
L	17-33	3/28/21	A
L	22-29	1/27/23	A
L	11-28	2/10/23	H
L	20-35	2/7/25	H
L	15-26	3/7/25	A
W	37-21	1/25/26	H
L	11-12	2/20/26	A
W	37-32	1/9/28	A
W	49-28	2/13/28	H
W	28-27	1/17/29	H
W	38-33	3/2/29	A
W	40-30	2/21/31	A
W	41-16	3/2/31	H
W	32-26	1/11/32	A
L	25-30	2/13/32	H
L	28-41	1/6/34	A
W	35-29	2/12/34	H
L	35-38	1/12/35	H
L	33-35	3/4/35	A
L	26-33	1/9/37	H
L	29-39	2/8/37	A
W	36-28	1/10/38	A
L	25-26	2/21/38	H
W	27-25	2/4/39	H
L	26-41	2/27/39	A
W	39-29	2/24/40	H
W	43-34	3/4/40	A
L	41-52	1/20/41	A
W	45-36	3/1/41	H
L	44-46	2/14/42	H
W	52-33	2/13/43	H
W	52-50	2/15/43	H
L	39-45	3/3/44	A
W	42-41	3/4/44	A
W	59-40	1/25/47	C
L	54-57	2/2/48	A
W	65-44	1/22/49	C
L	56-61	1/21/50	A
W	73-70	1/13/51	H
L	55-73	2/5/51	A
L	64-78	1/14/52	A
L	68-77	3/1/52	H
L	68-69	1/19/53	A
L	78-93	2/28/53	H
L	52-65	1/25/54	A
W	93-73	1/22/55	H
L	65-70	2/11/56	H
L	68-86	2/27/56	A
W	70-63	1/21/57	H
L	66-74	2/23/57	A
W	82-80 *	1/13/58	A
L	78-86	2/24/58	H
W	80-77	1/3/59	H
W	99-96 *	1/24/59	A
L	59-73	1/9/60	A
L	62-63	3/11/61	H
L	69-74	1/8/62	A
L	60-72	1/20/62	H
L	65-66 *	2/9/63	H
W	76-66	3/2/63	A
W	98-76	2/24/64	H
L	72-78	2/6/65	A
L	58-70	1/10/66	A
W	81-73	2/12/66	H
W	90-88	1/21/67	H
L	75-80	2/14/67	A
W	76-67	1/6/68	H
L	80-84 *	2/11/69	A
L	97-116	2/24/70	A
L	101-115	3/7/70	H
L	85-87	1/30/71	H
L	64-78	3/2/71	A
L	67-76	1/11/72	A
L	83-94 *	2/19/73	H
W	87-67	1/12/74	H
L	76-85	3/2/74	A
L	73-75	1/2/75	H
L	58-65 *	3/3/75	A
W	99-92 *	1/19/76	H
L	68-81	2/16/76	A
L	74-76	1/22/76	A
L	60-78	3/3/76	H
W	62-59	1/19/77	H
L	74-76	2/16/77	A
L	57-65	1/4/78	H
L	64-95	3/3/78	A
L	64-86	1/24/79	A
L	58-60	2/16/80	H
L	65-76	2/5/81	H
L	64-82	2/14/81	A
L	48-49	1/21/82	H
L	49-62	2/11/82	A
L	57-66	1/13/83	D
L	50-63	3/3/83	A
L	39-42	1/12/84	A
L	48-57	3/1/84	H
L	47-66	1/24/85	A
W	78-58	2/23/85	H
L	43-76	1/23/86	H
L	45-76	2/22/86	A
L	44-80	1/3/87	A
L	76-103	3/5/87	H
L	68-92	1/16/88	A
L	74-91	2/24/88	H
L	84-102	2/2/89	A
L	84-89	2/22/89	H
L	80-98	2/3/90	A
W	72-66	2/22/90	H
L	66-82	2/2/91	A
L	76-79	3/7/91	H
L	71-78	1/22/92	H
L	66-69	3/11/92	A
L	63-75	2/20/93	H
L	50-56	3/8/93	A
L	76-86	1/23/94	H
W	80-74	2/26/94	A
L	77-116	2/9/95	A
L	77-88	2/7/96	H
L	55-72	1/2/97	A
L	59-75	3/8/97	H
L	57-91	1/3/98	A
L	55-75	2/25/98	H
L	48-52	1/3/99	H
L	48-65	2/24/99	A
L	58-52	1/5/00	A
W	69-61	2/10/01	H
L	55-72	3/8/01	N
L	60-70	1/9/02	A

SERIES HISTORY VS. OPPONENT

W	63-50	1/19/02	H
L	63-68	1/8/03	H
L	61-77	3/8/03	A
W	77-68	1/10/04	A
W	51-49	3/3/04	H
W	75-74 *	1/16/05	H
L	54-64	2/12/05	A
W	51-48	2/8/06	H
L	58-66	2/15/07	A
L	51-53	2/19/08	A
L	62-67	3/4/08	H
L	51-56	2/7/09	A
W	55-49	2/28/09	H
L	65-78	2/10/10	A
W	74-57	2/25/10	H
W	90-71	1/12/11	A
W	73-70	2/17/11	H
W	83-64	2/9/12	H
W	70-66	3/3/12	A
L	70-50	1/13/13	H
L	57-71	2/9/13	A
L	59-73	3/14/13	N
L	67-93	1/9/14	A
L	50-76	1/25/14	H
W	67-62	3/13/14	N
W	66-61 *	2/15/15	H
L	52-69	3/7/15	A
L	71-85	1/31/16	A
W	89-54	1/15/17	H
L	70-77	2/25/18	A

Iowa Pre-Flight
NU leads 1-0

W	43-35	1/29/44	C

Iowa State
Series tied 1-1

L	54-64	12/19/49	A
W	67-65	11/28/09	N

Jacksonville
NU leads 1-0

W	67-59	12/14/99	H

Kansas
NU trails 6-2

W	54-53	2/3/51	H
L	70-91	12/5/55	A
L	67-87	12/3/56	A
L	65-71	12/7/57	H
L	67-76	12/5/59	H
L	69-86	12/3/60	A
L	57-62	12/22/62	H
W	58-55	12/5/64	A

Kansas State
NU leads 2-1

L	28-30	1/2/26	H
W	79-56	12/8/01	H
W	59-55	11/30/02	A

Kent State
NU trails 1-0

L	58-67	12/20/00	N

Kentucky
NU trails 7-1

L	60-71	12/15/62	A
L	63-95	12/7/63	H
L	75-86	12/11/65	A
L	116-118	12/10/66	H
L	100-115	12/1/70	H
L	85-94	12/1/71	A
L	70-97	11/30/74	A
W	89-77	12/1/75	H

Knights of Columbus
NU leads 1-0

W	33-16	12/17/31	C

Knox
NU leads 1-0

W	80-45	11/27/81	H

Lake Forest
Series tied 4-4

L	10-16	1/11/07	H
L	13-25	2/20/09	H
L	11-39	12/10/12	H
W	40-18	1/6/14	H
W	46-12	3/3/14	H
L	14-19	12/14/14	A
W	21-15	1/16/17	H
W	20-14	12/19/22	H

Lamar
NU trails 1-0

L	68-75	12/26/87	N

Laporte
NU leads 1-0

W	63-25	2/7/19	H

La Salle
NU trails 3-1

L	69-91	12/27/63	A
L	44-62	12/4/99	H
L	44-62	12/10/00	A
W	82-74	11/18/17	N

Lehigh
NU leads 2-0

W	81-66	1/4/93	H
W	61-59	11/13/05	N

Lewis
NU leads 5-0

W	50-22	1/17/12	H
W	51-16	12/5/12	H
W	52-16	12/18/13	H
W	44-19	12/16/14	H
W	85-48	12/19/17	R

Liberty
NU leads 2-0

W	66-49	12/17/01	H
W	69-53	11/24/09	H

Long Beach State
NU leads 1-0

W	67-47	12/27/98	H

Long Island
NU leads 2-0

W	70-42	1/4/03	H
W	81-65	12/13/10	H

Loras
NU leads 1-0

W	69-50	11/26/84	H

Louisiana-Lafayette
NU leads 1-0

W	52-51	12/28/01	N

Louisville
NU leads 2-0

W	73-68	12/19/58	A
W	88-83	12/9/67	C

Loyola (Ill.)
NU leads 11-8

W	42-27	1912-13	H
L	82-88	12/28/63	N
W	97-78	2/10/73	C
L	81-78	12/31/77	H
L	71-75	12/19/81	N
W	64-56	12/18/82	A
L	70-72	12/3/83	H
L	67-73	12/1/84	A
W	82-76	12/4/85	H
W	57-47	12/17/87	A
W	97-81	12/10/88	H
W	94-81	12/30/88	N
W	85-65	12/9/89	N
L	77-85	12/15/90	H
L	73-88	12/21/91	A
W	79-73	12/19/92	H
W	76-52	12/11/93	R
L	69-70	11/28/94	H
W	81-78 **	12/30/95	D
W	64-57	12/21/96	H

Loyola (Md.)
NU leads 3-0

W	66-60	12/27/06	H
W	74-59	12/27/15	H
W	79-75	11/10/17	R

LSU
NU leads 3-1

L	51-79	12/21/53	A
W	83-66	12/20/54	H
W	98-86	12/30/65	N
W	88-82	11/17/11	N

Maine
NU trails 1-0

L	57-69	11/17/98	H

Manhattan
NU trails 1-0

L	77-80	12/30/61	C

Marquette
Series tied 14-14

L	18-31	3/7/21	A
W	53-22	12/13/27	H
W	36-29	12/10/32	H
L	24-26	3/2/33	A
L	22-24	12/12/33	A
W	34-23	2/16/35	A
W	37-15	1/4/36	A
W	37-34	2/6/37	H
W	31-27	12/7/37	A
L	26-36	2/2/39	H
L	30-46	1/20/40	A
W	58-44	12/16/44	N
W	64-35	12/15/45	H
W	63-49	12/14/46	C
W	68-38	1/19/48	H
W	70-38	1/25/49	H
W	61-52	2/20/50	H
W	81-69	12/28/50	A
L	67-80	12/27/67	N
L	85-89 *	12/27/72	A
L	63-77	12/18/73	H
L	53-75	12/20/75	A
L	53-66	12/31/76	H
L	47-64	12/10/83	A
L	44-53	12/6/84	H
W	56-54	12/16/86	H
L	66-77	12/19/87	A
L	60-94	12/3/94	A

Marshall
NU trails 1-0

L	58-59	12/21/73	A

Maryland
NU trails 7-2

W	66-62	12/6/58	H
L	57-77	11/27/12	H
L	67-68	1/25/15	A
L	59-72	1/2/16	H
L	56-62 *	1/19/16	A
L	64-74	2/15/17	H
W	72-64	3/10/17	N
L	57-73	2/10/18	A
L	64-71	2/19/18	R

Maryland-Eastern Shore
NU leads 3-0

W	54-40	11/29/97	H
W	56-33	11/22/00	H
W	56-36	11/22/02	H

Massachusetts
NU trails 1-0

L	54-60	12/29/81	N

UMass Lowell
NU leads 1-0

W	79-57	11/13/15	H

Mercer
NU leads 2-0

W	30-21	1/3/25	H
W	57-24	1/4/26	H

Mercury Athletic Club
NU leads 1-0

W	33-12	1/4/15	H

Miami (Fla.)
NU leads 1-0

W	61-59	11/28/06	H

Miami (Ohio)
Series tied 1-1

L	88-89	12/20/74	N
W	55-46	11/25/14	N

Michigan
NU trails 112-59

W	21-11	1/26/18	A
W	18-14	2/23/18	H
W	17-16	1/18/19	H
L	22-24	3/1/19	A
L	13-31	1/22/21	H
L	19-29	3/6/22	A
L	10-16	1/22/23	A
L	13-27	2/17/23	H
L	16-29	1/10/25	A
L	16-17	2/9/25	H
L	30-32	1/9/26	H
L	14-46	3/8/26	A
W	25-20	1/7/28	H
L	27-45	2/25/28	A
L	20-32	1/5/29	A
W	24-23	2/11/29	H
W	27-22	1/10/31	H
W	26-21	1/19/31	A
W	21-20	1/16/32	H
W	30-26	2/22/32	A
W	44-23	1/15/34	H
W	29-25	2/26/34	A
L	11-19	1/21/35	A
W	26-16	2/18/35	H
L	31-34	1/11/37	A
L	32-34	2/20/37	H
W	30-29	1/22/38	H
L	22-30	3/7/38	A
L	28-37	1/9/39	H
L	26-32	3/6/39	A
W	47-34	2/10/40	H
L	34-39	2/26/40	A
W	45-34	1/25/41	H
L	39-45	2/24/41	A
L	32-34	1/12/42	H
W	49-32	1/11/43	H
L	41-53	3/1/43	A
W	57-47	1/7/44	A
L	45-50	2/19/44	H
W	49-34	2/9/45	A
L	45-46 *	2/16/45	C
W	60-41	1/12/46	H
L	37-56	1/19/46	A
L	31-39	1/4/47	A
L	41-49	1/13/47	H
W	51-48	1/12/48	H
L	37-53	1/31/48	A
L	40-53	1/15/49	A
L	46-54	2/5/49	C
L	44-59	2/6/50	A
W	76-53	2/25/50	C
W	67-64	1/8/51	A
W	60-56	2/10/51	H
W	59-57	1/21/52	A
L	69-71	2/9/52	H
W	84-57	1/10/53	H
W	85-84	2/27/53	A
W	72-60	1/9/54	H
W	84-73	2/15/54	A
W	96-81	1/31/55	H
L	70-72	2/14/55	A
L	76-94	1/14/56	H
L	63-64	1/12/57	A
W	93-72	1/11/58	H
W	75-66	2/22/58	A
W	83-78	1/5/59	A
W	87-84	2/21/59	H
W	79-72	12/30/59	N
W	83-75	2/13/60	A
W	66-56	2/25/61	H
W	84-66	2/10/62	H
L	71-82	3/3/62	A
L	75-78	1/5/63	A
W	63-62	2/18/63	H
L	73-85	1/4/64	A
L	68-90	1/16/65	H
L	86-93	1/15/66	H
L	92-105	3/5/66	A
W	93-73	1/7/67	A
W	105-82	2/11/67	H
L	79-83	3/2/68	A
W	100-85	1/21/69	H
L	92-96	1/3/70	H
L	84-95	2/7/70	A
L	87-97	1/23/71	H
L	81-82	2/6/71	A
L	79-83	1/22/72	A
L	75-81	2/19/72	H
L	79-80	1/22/73	H
L	76-110	2/17/73	A
L	48-50	2/11/74	A
L	58-79	1/25/75	A
L	68-69	2/22/75	H
L	72-82	1/3/76	H
L	77-80	3/6/76	A
L	65-102	1/6/77	A
W	99-87	1/29/77	H
L	65-80	1/5/78	A
L	88-99	3/4/78	H
L	51-53	1/18/79	H
L	67-78	2/15/79	A
W	85-82 ***	1/26/80	H
L	57-70	2/2/80	A
L	52-77	1/29/81	H
W	74-70	2/21/81	A
L	63-66	2/4/82	A
L	44-45	2/13/82	H
W	69-64	1/6/83	D
L	57-64	3/12/83	A
L	51-68	1/5/84	A
W	54-52 *	3/10/84	H
L	52-76	1/31/85	H
L	66-87	3/2/85	A
L	45-82	1/30/86	A
L	64-86	3/1/86	H
L	73-87	1/21/87	H
L	73-101	2/21/87	A
L	69-92	1/6/88	H
L	67-105	3/2/88	A
L	66-94	1/7/89	A
L	79-88	3/9/89	H
L	79-86	1/25/90	H
L	69-94	2/24/90	A
L	68-79	1/17/91	A
L	58-64	2/16/91	H
L	58-81	2/5/92	A
L	63-76	2/22/92	H
L	*60-86*	*3/13/93*	*A*
W	97-93 *	3/12/94	H
L	70-92	1/14/95	H

L	64-81	3/1/95	A
L	*51-83*	*1/6/96*	*A*
L	*50-77*	*3/6/96*	*H*
L	*57-75*	*1/4/97*	*H*
L	*76-93*	*3/5/97*	*A*
L	*67-74*	*2/5/98*	*A*
W	58-34	2/4/99	H
L	70-93	1/19/00	A
L	55-61 *	2/26/00	H
L	65-72	1/27/01	H
W	75-70	2/28/01	A
W	58-54	1/16/02	A
L	51-72	3/7/02	N
L	70-77	1/18/03	H
L	54-78	1/7/04	A
L	56-63	3/6/04	H
L	61-71	1/12/05	A
W	69-53	2/26/05	H
W	58-56	3/10/05	H
L	51-68	1/18/06	A
L	46-58	1/6/07	H
L	68-78	1/12/08	H
W	62-60	2/26/08	A
L	59-68	1/24/09	A
L	67-70 *	2/15/09	H
W	68-62	1/10/10	A
W	67-52	2/2/10	H
W	74-60	1/18/11	H
L	66-75	2/9/11	A
L	64-66 *	1/11/12	A
L	55-67 *	2/21/12	H
L	66-94	1/3/13	H
L	46-68	1/30/13	A
L	51-74	1/5/14	A
L	54-56	1/17/15	A
W	82-78 **	3/3/15	H
L	63-72	2/24/16	A
L	70-72 *	3/10/16	N
W	67-65	3/1/17	H
L	47-58	1/29/18	A
W	61-52	2/6/18	R

NOTE: Games in italics vacated by the NCAA

Michigan State
NU trails 90-38

W	19-16	2/8/18	H
W	26-17	12/22/24	H
W	42-13	12/21/25	H
W	32-22	12/20/26	H
W	39-26	12/22/34	H
W	29-25	12/21/35	H
W	44-29	1/23/37	H
W	68-46	12/23/49	C
L	62-67	1/6/51	H
L	48-52	2/12/51	A
L	49-82	1/7/52	A
W	86-76	2/2/52	H
L	47-52	12/27/52	H
L	63-76	1/24/53	A
L	62-65	2/1/54	A
W	80-71	2/22/54	H
W	56-54	2/12/55	H
L	69-71	2/21/55	A
L	93-96	2/20/56	A
L	63-77	2/2/57	H
L	78-83	1/18/58	H
L	60-74	1/25/58	A
L	72-81	1/31/59	A
L	68-71	2/16/59	H
W	71-69	2/22/60	H
W	77-62	1/21/61	A
W	71-70	1/27/62	A
W	71-64	2/26/62	H
L	68-80	1/19/63	A
W	100-83	3/9/63	H
W	93-86	2/8/64	H
L	97-107	2/29/64	A
W	76-75	1/23/65	A
W	77-75	1/30/65	H
L	68-77	1/29/66	H
L	66-79	3/11/67	A
L	62-75	1/20/68	A
W	69-61	2/17/68	H
W	85-71	1/4/69	A
L	75-89	1/18/69	H
L	93-98	1/10/70	A
W	85-67	3/13/71	H
W	76-69 *	1/18/72	H
L	54-57	3/11/72	A
L	77-90	1/6/73	A
L	72-86	3/3/73	H
L	70-73	2/23/74	A
L	50-54	1/27/75	A
W	67-66	2/24/75	H
W	105-89	1/8/76	H
L	71-91	2/2/76	A
W	70-68	1/8/77	A
W	66-58	1/27/77	H
L	63-67	1/14/78	H
L	56-66	2/23/78	A
W	83-65	1/27/79	H
L	50-61	2/3/79	A
W	65-61	1/10/80	H
W	75-73 ***	2/23/80	A
L	70-84	1/17/81	A
L	61-74	2/26/81	H
L	61-64	1/30/82	A
W	48-43	2/6/82	H
W	62-51	1/8/83	D
L	58-63	3/9/83	A
W	76-69	1/7/84	A
L	55-63	3/8/84	H
L	54-68	2/2/85	H
L	47-61	2/27/85	A
L	69-97	2/1/86	A
L	48-82	2/27/86	H
W	67-65	1/26/87	H
L	71-96	2/19/87	A
L	64-65	2/4/88	H
L	53-55	3/10/88	A
L	62-64	1/11/89	H
L	65-80	2/25/89	A
L	80-91	1/20/90	A
L	68-84	3/8/90	H
L	59-66	1/12/91	A
L	53-55	2/14/91	H
L	61-78	1/15/92	A
L	55-72	3/5/92	H
L	75-80	1/16/93	H
L	55-81	2/17/93	A
L	46-67	1/15/94	A
L	55-60	2/17/94	H
L	56-93	1/18/95	A
L	60-83	2/25/95	H
L	54-68	1/24/96	A
L	57-75	2/17/96	H
L	62-75	1/18/97	A
W	70-58	2/19/97	H
L	66-72 *	1/31/98	H
L	48-65	1/30/99	A
L	59-61	3/5/99	N
L	45-69	1/22/00	A
L	29-59	1/27/00	H
L	53-84	1/10/01	A
L	58-74	1/24/01	H
W	61-49	2/6/02	H
L	51-64	2/15/03	A
L	61-73	1/21/04	H
L	56-66	2/21/04	A
L	55-68	3/12/04	N
L	58-87	1/8/05	A
L	58-69	3/2/05	H
L	66-77	2/4/06	H
L	45-66	1/10/07	A
L	57-62	3/8/07	N
L	62-78	1/24/08	H
L	55-70	2/9/08	A
L	66-77	1/3/09	H
W	70-63	1/21/09	A
L	70-91	1/2/10	H
L	70-79	1/30/10	A
L	62-65	1/3/11	H
L	67-71 *	1/15/11	A
W	81-74	1/14/12	H
L	61-71	3/10/13	A
L	40-54	1/15/14	H
L	70-85	2/13/14	A
L	51-67	3/14/14	N
L	77-84 *	1/11/15	A
L	44-68	2/10/15	H
L	45-76	1/28/16	H
L	52-61	12/30/16	A
L	60-65	2/17/18	R

Millikin
NU trails 1-0

L	14-15	12/15/23	H

Milwaukee
NU leads 2-0

W	80-44	12/14/98	H
W	70-61	3/16/11	H

Minnesota
NU trails 104-71

L	16-21	3/13/09	H
L	18-38	3/3/10	H
W	21-18	2/15/11	H
L	3-33	3/7/11	A
W	21-20	1/10/14	A
W	21-17	1/24/14	H
L	18-26	2/12/15	H
L	12-13	3/12/15	A
L	13-22	1/17/17	H
L	20-30	3/12/17	A
L	12-19	1/3/20	A
W	28-24	1/19/20	H
L	11-26	2/14/21	H
L	13-29	3/12/21	A
L	13-28	1/14/22	A
W	21-9	2/20/22	H
L	16-24	2/23/24	A
L	20-30	3/8/24	H
W	15-14	1/19/25	H
W	23-20	2/28/25	A
L	24-29	2/12/27	A
W	33-25	2/26/27	H
W	25-22	1/30/28	H
W	41-36	2/18/28	A
W	32-27	1/11/30	A
W	47-17	2/17/30	H
W	35-26	2/9/31	H
W	45-23	2/23/31	A
W	41-25	2/13/33	H
W	38-29	3/4/33	A
W	33-26	1/8/34	H
L	30-31	1/27/34	A
W	45-24	1/13/36	H
L	29-30	1/20/36	A
L	23-36	1/18/37	H
L	33-34 *	3/1/37	A
W	32-31	1/16/39	H
W	46-38	1/8/40	A
L	34-55	2/18/41	H
W	49-38	1/5/42	H
L	42-61	3/7/42	A
L	46-47	1/25/43	A
W	57-32	2/5/44	C
W	52-33	1/12/45	H
L	37-43	2/17/45	A
W	72-49	2/8/46	H
W	52-50	2/18/46	A
L	61-63 *	2/1/47	A
L	51-53	2/14/48	C
L	40-61	1/31/49	A
W	60-53	1/9/50	C
L	68-73	2/24/51	H
L	56-74	1/26/52	A
W	71-65	1/3/53	A
L	69-72	2/2/53	H
L	78-82	1/23/54	H
L	69-81	2/27/54	A
W	74-72	1/3/55	H
L	82-102	1/24/55	A
L	67-83	1/28/56	A
L	62-73	1/19/57	H
W	85-76	1/27/58	H
W	76-75	2/15/58	A
L	67-71	1/19/59	H
W	79-62	2/23/59	A
W	62-61	1/23/60	H
W	66-64	2/8/60	A
L	54-66	1/16/61	A
L	59-66	1/28/61	H
L	64-73	2/17/62	A
W	71-66	2/23/63	H
L	74-76	1/18/64	A
W	82-76	1/25/64	H
L	66-70	2/2/65	A
L	77-88	2/20/65	H
L	76-86	2/1/66	A
L	84-86	3/4/67	H
W	77-71	1/16/68	H
L	80-85	2/13/68	A
L	80-89	2/1/69	A
W	74-70	3/1/69	H
L	72-80	2/14/70	A
L	79-81	2/23/71	H
L	60-84	1/15/72	A
L	55-78	2/12/72	H
L	74-90	2/26/73	A
W	79-74	3/10/73	H
L	54-57	1/28/74	H
L	57-70	2/1/75	H
L	58-66	3/1/75	A
W	85-77	1/17/76	H
W	75-69	2/14/76	A
L	53-79 F	2/5/77	A
L	82-105 F	3/5/77	H
L	58-69	1/28/78	H
L	69-80	2/4/78	A
L	58-60	1/13/79	A
L	71-73 *	2/22/79	H
L	64-74	1/31/80	H
L	55-72	2/9/80	A
L	63-74	1/31/81	A
L	62-68	2/7/81	H
L	53-61	1/28/82	H
L	66-76	2/18/82	A
L	53-68	1/22/83	A
W	83-66	2/25/83	D
W	52-50 *	1/21/84	H
L	57-63	2/23/84	A
W	56-51	1/26/85	A
L	48-74	2/21/85	H
W	F	1/26/86	H
W	65-60	2/20/86	A
L	53-60	1/5/87	A
W	72-71	3/7/87	H
W	65-61	1/20/88	H
L	67-82	2/13/88	A
W	75-67	1/21/89	H
L	59-78	3/4/89	A
L	75-97	1/18/90	A
L	72-90	2/17/90	H
L	68-85	1/26/91	H
L	70-88	2/28/91	A
L	50-92	1/29/92	A
L	55-57	2/8/92	H
L	55-70	1/23/93	A
L	60-79	2/24/93	H
L	65-73	1/8/94	H
L	65-79	2/5/94	A
L	74-105	1/11/95	A
L	70-82	3/4/95	H
L	68-77	1/31/96	A
L	47-66	2/10/96	H
L	56-75	2/1/97	H
W	66-59	1/7/98	H
L	54-59	2/28/98	A
L	56-64	3/5/98	N
W	58-55	1/6/99	A
L	51-58	2/27/99	H
L	60-69	1/29/00	A
L	59-66	2/6/01	H
W	58-56	2/13/02	H
L	51-69	2/27/02	A
L	57-74	1/25/03	A
L	61-73	2/19/03	H
W	76-64	3/13/03	N
W	61-47	1/31/04	H
W	55-53	2/9/05	A
W	57-49	1/7/06	A
W	57-53	3/4/06	H
W	55-40	1/20/07	A
L	55-62	1/31/07	H
L	63-82	1/9/08	A
L	72-92	2/6/08	H
L	52-55	3/13/08	N
W	74-65	1/18/09	H
L	45-72	2/22/09	A
L	53-66	3/12/09	N
L	61-65	1/26/10	A
W	77-74 *	2/14/10	H
L	70-81	1/26/11	A
W	68-57	3/2/11	H
W	75-65	3/10/11	N
L	52-75	1/22/12	A
W	64-53	2/18/12	H
L	68-75 *	3/8/12	N
L	51-69	1/6/13	A
W	55-48	1/23/13	H
W	55-54	2/1/14	A
L	48-54	2/16/14	H
W	72-66	2/18/15	A
W	77-52	1/9/16	A
W	82-58	2/4/16	H
L	66-70	1/5/17	H
W	83-60	1/10/18	R
W	77-69	1/23/18	A

F—Game later forfeited by Minnesota

Mississippi State
NU trails 1-0

L	65-70	11/28/99	N

Mississippi Valley State
NU leads 7-1

W	83-62	12/2/00	H
L	47-49	12/28/03	N
W	92-67	12/2/11	H
W	81-68	11/15/12	H
W	86-64	12/16/13	H
W	101-49	12/14/14	H
W	78-48	12/15/15	H
W	94-63	11/11/16	H

Missouri
NU trails 5-4

L	41-49	12/31/47	H
L	37-59	1/3/49	A
L	72-73	12/10/60	H
L	69-84	12/9/61	A
W	67-60	12/20/65	N
W	79-68	12/18/67	A
W	79-67	12/5/68	H
L	67-78	11/28/13	N
W	67-62	11/24/15	N

Monmouth
NU leads 1-0

W	24-16	12/15/22	H

Morgan State
NU leads 1-0

W	74-66	12/21/90	N

Mount St. Mary's
NU leads 1-0

W	70-47	12/23/10	H

SERIES HISTORY VS. OPPONENT

Naperville
NU trails 2-0

L	9-21	1/26/07	H
L	9-28	3/6/09	A

Navy
NU leads 2-0

W	68-43	12/18/48	C
W	83-60	1/3/89	H

NC State
NU trails 4-1

L	68-71	12/26/57	A
L	75-98	12/27/69	N
L	49-74	12/4/02	A
W	65-53	12/1/09	A
L	48-69	12/4/13	A

Nebraska
NU trails 8-6

W	35-22	12/21/33	H
L	68-79	11/29/75	A
L	68-71	12/20/76	H
L	52-61	11/27/99	N
W	84-74	2/2/12	H
L	49-64	1/26/13	A
L	49-53	2/8/14	H
L	47-54	3/1/14	A
L	60-76	2/3/15	A
W	81-72	12/30/15	A
W	65-54	3/6/16	H
W	74-66	1/8/17	A
W	73-61	1/26/17	H
L	55-70	1/2/18	R

New Hampshire
NU leads 1-0

W	81-55	11/25/02	H

New Mexico State
NU trails 1-0

L	61-64	11/20/04	N

New Orleans
NU leads 3-0

W	65-54	12/29/78	N
W	90-63	11/28/15	H
W	83-49	12/11/16	H

New York University
NU trails 1-0

L	66-75	12/10/63	C

Nicholls State
NU leads 1-0

W	56-49	12/11/99	H

North Carolina
NU trails 4-1

W	65-51	12/19/46	C
L	64-78	12/20/58	N
L	74-98	12/30/70	A
L	67-97	11/29/78	H
L	69-80	11/23/15	N

North Carolina A&T
NU leads 1-0

W	90-65	12/13/09	H

UNC Wilmington
NU trails 1-0

L	48-56	11/15/05	N

North Florida
NU leads 3-0

W	40-39	11/25/06	H
W	84-54	12/16/09	H
W	69-67	11/20/14	H

Northeastern
NU leads 3-1

W	74-70	1/3/90	H
L	79-84	1/19/91	A
W	93-66	12/14/91	H
W	92-65	12/29/93	N

Northeastern Illinois
NU leads 1-0

W	103-63	12/18/89	H

Northern Arizona
NU leads 1-0

W	79-74 *	12/29/87	N

Northern Colorado
NU leads 1-0

W	82-47	1/1/06	H

Northern Illinois
NU leads 9-2

W	84-63	2/8/74	C
W	58-57	12/3/79	H
W	53-52	12/19/80	N
L	70-77	11/30/81	N
W	75-58	12/9/82	D
W	50-47	12/21/83	H
W	64-59 **	12/15/84	H
L	70-76	12/17/85	N
W	74-63	12/1/86	H
W	77-55	11/13/09	H
W	97-78	11/12/10	A

Northern Iowa
NU trails 1-0

L	42-61	11/26/14	N

Northern Kentucky
NU leads 1-0

W	76-55	12/27/14	H

North Park
NU leads 1-0

W	68-57	11/29/82	D

North Texas State
NU trails 1-0

L	66-83	12/28/67	N

Northwestern College
NU leads 2-1

W	22-19	12/19/15	A
W	38-24	1/5/16	A
L	19-21	1/4/17	H

Northwestern State
NU leads 2-0

W	69-61	11/29/03	H
W	85-59	12/31/06	H

Notre Dame
NU trails 64-24-1

W	18-16	12/21/21	H
L	21-30	2/11/22	A
L	13-20	1/2/23	H
L	15-25	12/19/23	A
L	13-22	12/19/24	H
L	15-36	12/30/24	A
L	20-30	12/15/25	H
L	21-38	12/30/25	A
L	20-28	12/30/26	A
L	21-27	1/3/27	H
L	22-28	12/20/27	A
W	25-23	12/29/27	H
W	18-14	12/18/28	A
W	27-24	1/26/28	H
W	30-28 *	12/19/29	A
L	19-22	12/31/29	H
W	44-29	12/12/30	A
W	20-17	1/3/31	H
L	25-32	12/21/31	A
L	21-22	12/31/31	H
L	25-28	12/19/32	A
W	33-29	12/31/32	H
L	24-28	12/9/33	A
L	21-37	12/30/33	H
W	26-25	12/18/34	A
L	26-28	2/9/35	H
L	29-40	12/16/35	A
T	20-20	12/31/35	H
W	38-19	12/16/36	A
L	23-24	12/31/37	H
L	27-30	12/18/37	A
L	29-40	12/31/37	H
L	30-48	12/22/38	A
W	43-39	12/31/38	H
W	47-37	12/30/39	H
L	27-56	1/27/40	A
W	46-36	12/31/40	H
L	36-47	2/8/41	A
L	36-40	12/31/41	H
L	43-61	1/20/42	A
L	44-53	12/12/42	C
L	36-49	1/16/43	C
W	48-32	12/18/43	C
W	43-36	1/21/44	C
L	37-56	2/3/45	C
L	66-71	2/27/45	A
W	56-55	2/2/46	C
L	50-57	2/26/46	A
L	44-52	2/11/47	C
L	53-55	3/1/47	C
L	55-61	12/13/47	C
L	48-59 *	1/24/48	C
L	44-55	12/11/48	C
L	56-59	3/5/49	C
W	66-56	12/17/49	C
L	57-64	1/28/50	C
L	76-82	12/16/50	C
L	73-76	12/30/50	H
L	54-65	12/11/51	A
L	69-75	2/4/52	H
L	57-62	12/31/52	H
L	67-83	2/21/53	A
L	66-75	12/7/53	A
L	50-52	12/31/53	H
L	69-79	12/8/54	A
L	74-82	1/15/55	H
L	61-71	12/10/55	H
L	72-86	1/16/56	A
W	75-60	12/10/56	A
L	61-82	1/7/57	H
L	66-71	12/31/57	H
W	68-63	12/8/58	A
W	102-67	12/31/58	H
L	88-93 **	12/9/59	H
W	59-56	12/31/60	H
L	58-59 *	12/4/61	A
L	68-70	12/21/63	H
L	88-94	12/10/70	A
L	74-98	12/6/73	H
L	84-100	12/4/74	A
L	78-105	12/7/76	A
L	48-88	12/7/77	H
L	57-101	12/6/78	A
L	56-73	12/5/79	H
W	71-57	3/17/83	R
W	40-36 *	12/7/83	H
L	61-79	11/29/84	A
W	72-58	11/27/09	N
L	66-70	11/22/16	N

Oakland
NU leads 2-1

W	91-64	11/27/90	H
W	68-30	11/21/98	H
L	41-60	1/2/00	H

Ohio
NU leads 8-5

L	67-88	12/23/64	H
W	62-60	12/4/65	H
W	93-67	12/3/66	H
L	70-71	12/3/67	A
W	89-80	12/19/68	H
L	79-90	12/1/69	H
L	61-77	12/5/70	A
W	76-65	12/4/71	H
L	69-74	12/9/72	H
W	83-81	12/1/73	A
W	71-68	12/7/74	H
W	86-62	12/6/75	H
W	73-71	12/4/76	A

Ohio State
NU trails 124-46

W	30-22	1/18/13	A
W	36-16	3/8/13	H
W	32-23	1/22/15	H
W	25-21	2/27/15	A
W	26-23	1/8/16	A
W	39-12	1/25/16	H
L	12-29	2/16/17	H
L	25-27 *	2/22/17	A
W	57-36	2/2/18	H
L	24-30	2/25/18	A
W	20-18	2/25/22	H
L	33-35 *	2/4/22	A
W	26-24 *	1/13/23	A
L	18-20	1/29/23	H
L	17-21	1/24/25	A
L	23-34	2/23/25	H
W	27-18	2/12/26	H
L	22-36	2/27/26	A
L	38-43	1/19/28	A
W	43-21	3/5/28	H
L	28-31	1/7/29	H
W	27-24	1/14/29	A
W	35-22	1/24/31	H
W	32-18	2/28/31	A
W	25-24	1/23/32	H
W	26-19	2/29/32	A
W	32-25	1/13/34	A
W	42-31	1/22/34	H
L	19-29	1/26/35	H
L	29-41	2/11/35	A
L	30-33	2/15/37	A
W	44-29	2/22/37	H
W	35-34	1/8/38	H
L	36-41	2/28/38	A
L	33-38	1/14/39	H
L	26-30	2/20/39	A
L	31-32	1/15/40	A
L	52-58	2/19/40	H
L	40-46	1/11/41	A
L	29-35	2/22/41	H
L	41-51	1/19/42	A
W	63-54	3/6/43	A
W	42-40	1/22/44	H
L	46-53	1/13/45	A
L	32-36	2/10/45	C
L	41-47	1/28/46	A
L	46-53	2/23/46	C
L	49-60	1/8/47	A
L	42-62	2/28/47	C
L	60-64	1/3/48	A
W	47-45	2/9/48	H
L	56-68	1/8/49	A
W	62-50	2/19/49	C
L	51-61	1/14/50	A
L	46-68	2/18/50	C
W	81-75	1/20/51	H
W	78-67	1/29/51	A
W	75-70	1/5/52	H
L	61-79	2/12/52	A
L	70-82	12/29/52	A
W	82-73	1/26/53	H
W	89-71	2/8/54	H
L	90-91	1/29/55	A
L	42-91	1/23/56	A
L	72-83	2/13/56	H
L	73-83	1/26/57	A
L	70-84	3/2/57	H
W	78-76	2/10/58	H
L	77-88	1/17/59	A
L	64-81	1/16/60	A
L	58-77	2/6/60	H
L	45-79	1/14/61	H
L	65-89	2/13/61	A
L	62-85	1/6/62	H
L	61-97	2/3/62	A
L	70-72	1/28/63	A
L	45-50	2/25/63	H
L	61-72	2/22/64	H
L	87-100	2/2765	A
L	73-79	1/22/66	A
W	78-77	2/26/66	H
W	100-77	1/28/67	H
W	95-82	2/25/67	A
L	67-87	2/20/68	A
W	86-83	2/25/69	H
L	67-93	1/17/70	A
L	64-68	1/31/70	H
L	72-84	2/20/71	A
L	67-68	3/6/71	H
L	74-76	2/26/72	H
L	81-90	2/24/73	A
W	68-61	2/2/74	A
L	69-72 *	2/25/74	H
L	67-77	1/20/75	H
L	66-84	2/17/75	A
L	69-83	1/31/76	A
W	87-78	2/28/76	H
L	57-69	1/15/77	H
W	83-72	2/24/77	A
L	81-88	1/12/78	H
L	76-103	2/25/78	A
L	61-73	1/25/79	A
L	73-88	2/17/79	H
L	63-75	1/12/80	H
L	59-68	2/21/80	A
L	69-81	1/15/81	A
W	69-64	2/28/81	H
L	57-59 *	1/23/82	A
L	62-67	2/20/82	H
W	66-64	1/29/83	D
L	55-71	2/17/83	A
L	51-72	1/28/84	A
W	61-60	2/16/84	H
L	59-79	1/12/85	A
L	60-63	2/7/85	H
L	77-79 *	1/11/86	H
L	60-83	2/6/86	A
L	59-87	1/12/87	A
L	60-75	2/14/87	H
L	59-65	2/6/88	H
L	69-77	2/20/88	A
L	68-100	1/26/89	A
W	70-69	2/18/89	H
L	77-101	2/1/90	A
L	86-95	3/3/90	H
L	62-102	1/10/91	H
L	64-96	2/9/91	A
L	52-60	1/11/92	H
L	78-93	3/7/92	A
L	70-81	2/10/93	H
L	73-76	3/9/94	A
W	76-71	2/1/95	H
L	70-66	2/11/95	A
L	71-72	1/17/96	A
L	69-82	2/24/96	H
W	78-47	1/25/97	H
L	40-55	2/13/97	A
W	70-62	2/21/98	H
L	49-59	1/20/99	A
L	*44-58*	*1/15/00*	*H*
L	*49-69*	*2/23/00*	*A*
L	*56-73*	*1/3/01*	*A*
L	*57-69*	*2/24/01*	*H*
L	*48-55*	*1/12/02*	*H*
L	*57-58*	*2/2/02*	*A*
L	52-65	2/1/03	A
L	48-52	3/5/03	H
L	64-72	2/4/04	A
L	52-65	1/29/05	H
L	52-61	2/18/06	A

SERIES HISTORY VS. OPPONENT

L	53-56	3/1/06	H
L	41-73	1/17/07	A
L	50-59	1/24/07	H
L	51-62	1/6/08	A
L	47-65	2/13/08	H
W	72-69	2/18/09	H
L	47-52	3/8/09	A
L	56-76	1/19/10	A
L	57-58	1/29/11	H
L	61-67 *	3/11/11	N
L	54-87	12/28/11	A
L	73-75	2/29/12	H
L	59-69	2/14/13	A
L	53-63	2/28/13	H
L	60-76	2/19/14	A
L	67-69	1/22/15	H
L	56-65	1/6/16	H
L	63-71	2/9/16	A
W	74-72	1/22/17	A
L	65-71	1/17/18	R

NOTE: Games in italics vacated by the NCAA

Oklahoma
NU trails 1-0

L	78-104	12/22/17	A

Oklahoma City
NU trails 1-0

L	75-86	12/27/78	N

Oregon
NU trails 2-0

L	81-85	12/20/55	A
L	74-82	12/30/64	N

Oregon State
NU trails 4-1

L	58-69	12/31/51	A
L	61-63	12/21/55	A
L	65-67	12/29/64	N
W	72-67	12/26/75	N
L	70-90	12/27/80	N

Penn State
NU trails 31-19

W	41-17	12/31/28	H
L	68-70	1/13/93	A
W	67-58	2/13/93	H
L	75-80	1/29/94	H
L	71-73	3/2/94	A
L	51-79	1/21/95	A
L	59-89	2/22/95	H
L	74-83	1/13/96	H
L	62-78	2/28/96	A
L	69-71	1/22/97	H
L	55-61	2/15/97	A
L	45-83	1/22/98	A
L	68-69 *	2/8/98	H
W	62-60 *	1/20/99	H
W	71-67	2/6/99	A
W	54-44	3/4/99	N
L	49-82	1/13/00	H
L	64-73	2/16/00	A
L	66-73	1/13/01	A
W	62-61	2/21/01	H
W	55-49	2/16/02	A
W	85-79 *	3/1/03	H
L	61-63 *	1/28/04	A
W	65-52	2/14/04	H
W	57-52	3/11/04	N
L	62-65	1/22/05	A
W	54-39	2/19/05	H
L	61-65	1/11/06	H
L	55-68	2/25/06	A
L	42-60	3/7/06	H
L	57-83	1/3/07	A
W	53-51	2/10/07	H
L	68-79	1/2/08	H
L	57-61	12/31/08	A
L	70-81	2/17/10	H
L	60-79	2/28/10	A
L	41-65	2/13/11	A
L	52-66	2/24/11	H
W	68-56	1/1/12	H
W	67-66	2/25/12	A
W	70-54	1/10/13	A
L	59-66	3/7/13	H
L	32-59	3/6/14	H
W	60-39	2/21/15	H
L	62-71	1/16/16	H
W	71-61	3/3/16	A
W	87-77	12/27/16	A
L	63-78	1/5/18	A
W	70-61	1/20/18	R
L	57-65	3/1/18	N

Pennsylvania
NU trails 1-0

L	61-64	12/28/92	N

Pepperdine
NU trails 2-0

L	56-57	1/8/00	H
L	53-55	12/16/00	A

Pittsburgh
NU leads 10-8

L	34-39	12/17/27	H
W	30-24	12/14/28	H
L	30-38	12/14/29	H
W	31-22	12/16/32	H
L	23-27	12/16/33	H
W	42-28	12/14/34	H
W	38-30	12/13/35	H
W	37-28	12/11/36	H
L	22-27	12/10/37	H
L	37-48	12/10/38	H
W	39-33	12/16/39	H
W	48-28	12/21/40	H
W	44-32	12/20/41	C
W	39-37	12/16/46	H
L	71-73	12/8/56	H
W	57-55	12/3/62	A
L	76-90	12/28/88	N
L	42-60	12/29/96	N

Portland
NU leads 1-0

W	56-53	11/19/04	N

Princeton
NU leads 7-1

W	42-26	12/20/39	H
W	34-23	1/4/41	H
W	44-32	12/20/41	N
W	68-49	12/31/49	H
W	93-83	12/31/54	H
L	65-88	12/27/55	H
W	64-62 *	12/27/61	H
W	72-68 *	12/28/80	N

Providence
NU trails 2-0

L	79-91	12/27/66	N
L	52-53	12/30/81	N

Purdue
NU trails 126-48

W	32-12	1/2408	H
L	8-26	2/8/08	A
L	13-23	1/22/09	H
L	8-51	1/21/11	H
L	12-30	1911	A
L	10-31	1/20/12	A
L	13-33	2/17/12	H
W	20-18	1/29/16	H
L	12-13	2/18/16	A
W	23-22	1919	A
W	32-27	2/17/19	H
L	16-53	2/10/20	A
L	20-49	2/14/20	H
L	19-34	1/15/21	A
L	15-24	2/26/21	H
L	14-31	1/16/22	A
L	19-32	1/23/22	H
W	19-17	1/15/23	A
L	22-24	1923	H
L	16-34	2/12/24	A
L	25-37	2/20/24	H
L	35-38	1/16/26	A
L	26-36	3/3/26	H
L	19-22	2/23/27	A
L	36-44	3/7/27	H
L	30-46	1/12/29	A
W	35-30	2/16/29	H
L	22-39	1/13/30	H
L	16-29	2/26/30	A
L	33-48	2/20/32	A
L	17-31	3/5/32	H
W	35-28	1/9/33	H
L	40-42	2/20/33	A
L	31-33	1/14/34	A
L	24-38	3/9/34	H
L	27-31	2/15/36	A
W	45-40	2/22/36	H
L	26-37	1/17/38	A
L	39-42	3/5/38	H
L	24-35	1/7/39	A
L	29-40	1940	H
L	20-38	3/3/41	A
L	41-50	2/9/42	A
L	42-56	2/23/42	H
W	67-40	2/6/43	C
W	51-45	2/26/44	A
L	48-52 *	1/20/45	A
L	49-59	2/2/45	C
W	52-44	1/7/46	A
W	63-54	2/1/46	C
W	54-53	2/8/47	C
L	41-52	1/17/48	A
L	54-60	1/29/49	C
W	60-58 *	1/7/50	A
W	97-79	1/27/51	H
W	84-83	2/26/51	A
W	85-83	1/12/52	H
L	65-72	2/18/52	A
W	84-65	1/31/53	H
L	73-81	2/14/53	A
L	63-78	1/16/54	A
W	90-72	2/20/54	H
L	77-78	1/8/55	A
W	93-88 *	1/17/55	H
L	54-68	1/7/56	A
L	68-78	1/30/56	H
L	57-77	1/14/57	A
L	77-81	1/28/57	H
L	72-84	2/3/58	A
L	63-65 *	2/14/59	H
L	70-75	2/20/60	H
W	68-66	2/27/60	A
L	64-79	1/7/61	A
W	64-62	1/23/61	H
L	74-90	1/13/62	H
W	96-82	1/26/63	H
L	84-93	2/15/64	A
L	73-76	3/7/64	H
L	87-92	2/15/65	H
W	87-82	3/8/65	A
W	111-97	1/8/66	H
L	80-89	3/6/67	A
W	82-74	1/27/68	H
L	89-98	2/3/68	A
L	84-97	2/8/69	H
L	68-107	2/22/69	A
W	66-65	1/24/70	H
L	74-82	1/12/71	A
L	75-78	1/29/72	H
W	73-67	2/8/72	A
L	72-87	1/13/73	H
L	62-76	1/29/73	A
L	78-85	1/7/74	H
L	76-89	1/19/74	A
L	72-73 *	1/13/75	A
W	69-55	2/10/75	H
L	81-91	1/12/76	A
L	58-86	2/9/76	H
L	85-92	2/3/77	A
L	84-102	2/12/77	H
L	62-87	1/7/78	A
W	80-71	3/2/78	H
L	58-68	2/1/79	H
L	64-76	2/10/79	A
L	63-68	1/17/80	A
W	57-54	2/14/80	H
L	50-55	1/22/81	A
L	69-82	2/19/81	H
L	51-56	1/16/82	A
W	67-50	2/25/82	H
L	56-67	2/3/83	A
W	66-55	2/12/83	D
L	44-52	2/1/84	H
L	56-66	2/11/84	A
L	49-50	1/16/85	H
L	57-76	2/16/85	A
L	64-85	1/16/86	A
L	50-65	2/15/86	H
L	67-85	1/8/87	H
L	60-86	2/7/87	A
L	64-80	1/14/88	A
L	51-69	2/27/88	H
L	58-75	1/5/89	H
L	66-97	3/11/89	A
L	77-93	1/6/90	A
L	60-67	2/5/90	H
L	70-73	1/3/91	H
L	48-77	3/9/91	A
L	63-82	1/25/92	A
L	68-84	2/20/92	H
L	73-83	1/29/93	H
W	62-59	2/27/93	A
L	67-68	1/5/94	H
L	81-98	2/9/94	A
L	84-96	1/25/95	H
L	57-94	2/18/95	A
L	51-67 F	1/10/96	H
L	56-79 F	3/2/96	A
L	53-78	1/11/97	A
L	61-72	2/26/97	H
L	45-80	1/24/98	A
W	54-50	1/27/99	H
L	51-70	2/2/00	A
L	58-77	2/12/00	H
L	61-69	1/6/01	H
L	59-78	1/20/01	A
L	61-63	1/23/02	A
W	61-48	2/20/02	H
L	68-82	1/11/03	A
W	78-67	2/12/03	H
W	40-39	2/11/04	A
W	67-61	2/5/05	H
W	66-53	1/4/06	H
W	78-76 *	1/25/06	A
L	68-75	2/24/07	H
L	50-73	3/3/07	A
L	56-71	2/16/08	H
L	43-68	3/1/08	A
L	61-63	1/15/09	H
W	64-61	3/4/09	A
W	72-64	1/16/10	H
L	61-69	3/12/10	N
L	69-82	12/31/10	A
L	56-58	1/28/12	H
L	77-87	2/12/12	A
W	75-60	2/2/13	H
L	43-74	2/24/13	A
W	63-60 **	1/21/14	H
W	74-65	3/9/14	A
L	60-68	1/31/15	H
L	61-71	2/16/16	A
L	59-80	2/1/17	A
L	65-69	3/5/17	H
L	69-74	12/3/17	A

F—Game later forfeited by Purdue

Radford
NU leads 1-0

W	96-89	12/21/88	N

Ravenswood
NU leads 1-0

W	33-29	3/15/11	H

Rhode Island
NU trails 2-0

L	87-91	12/28/66	N
L	64-76	3/17/10	A

Rice
NU leads 3-1

W	70-61	12/20/50	A
W	93-71	12/2/78	H
L	55-75	12/5/81	A
W	61-47	2/9/00	H

Rider
NU leads 1-0

W	74-68	12/30/93	N

Ripon
NU leads 3-0

W	59-45	12/5/46	H
W	58-55	12/5/49	H
W	87-56	2/25/52	H

Robert Morris
NU leads 2-0

W	66-46	12/2/95	H
W	72-58	12/22/04	H

Rollins
Series tied 2-2

W	73-69	12/3/73	H
W	80-66	12/28/85	A
L	62-66 *	12/13/86	H
L	68-70	12/12/87	H

Rutgers
NU leads 9-2

W	78-77	12/26/69	N
W	72-68	12/10/71	N
W	72-55	11/30/87	H
W	75-69	12/5/89	A
L	75-80	12/27/03	N
W	51-47	12/30/14	A
W	98-59	2/17/16	H
W	69-60	1/12/17	A
W	69-65	2/18/17	H
W	83-61	3/9/17	N
L	58-67*	2/13/18	A

St. Francis (N.Y.)
NU leads 2-0

W	69-66	11/25/98	H
W	92-61	12/20/10	N

St. John's
NU trails 2-1

L	41-49	12/17/38	A
W	62-60	12/26/66	N
L	69-85	12/21/10	A

St. Joseph's
NU leads 2-0

W	83-77	1/16/73	H
W	83-65	12/29/73	H

St. Peter's
NU leads 2-0

W	83-56	12/13/00	H
W	75-66	11/13/17	R

Sacred Heart
NU leads 2-0

W 103-67 12/21/15 H
W 81-50 11/24/17 R

Saint Louis
NU trails 2-1
W 66-53 12/28/57 N
L 52-59 12/28/62 N
L 77-93 12/22/90 A

Sam Houston State
NU leads 1-0
W 71-51 11/26/97 H

San Diego State
NU trails 2-0
L 63-83 11/24/95 A
L 70-82 12/3/96 H

San Jose State
NU leads 1-0
W 59-51 11/16/01 N

Savannah State
NU leads 1-0
W 68-58 12/1/07 H

Seton Hall
NU leads 5-2
L 70-85 12/9/95 A
W 73-63 12/14/96 H
W 51-44 12/13/97 H
L 52-63 12/19/98 A
W 53-44 12/18/04 H
W 44-42 12/18/05 A
W 80-73 11/20/11 N

Seward Park
NU leads 1-0
W 58-10 1/1913 H

Siena
Series tied 1-1
W 79-70 12/2/94 N
L 84-86 11/22/97 H

SIU Edwardsville
NU leads 5-0
W 76-62 12/8/79 H
W 75-55 12/13/80 H
W 70-31 12/1/82 D
W 98-55 1/20/11 H
W 81-56 12/5/15 H

SMU
NU leads 2-1
L 75-80 12/17/62 A
W 88-79 12/14/63 H
W 66-55 12/23/08 H

South Dakota
NU leads 1-0
W 64-46 12/21/57 H

South Dakota State
NU leads 1-0
W 74-58 12/9/57 H

Stanford
NU trails 6-2
W 62-61 12/26/62 N
L 58-64 11/30/68 A
L 53-58 11/17/06 A
L 60-71 11/15/07 H
L 59-65 12/20/08 A
W 70-62 12/19/09 H
L 68-70 12/21/12 H
L 58-71 11/14/13 A

Stony Brook
NU leads 1-0
W 63-58 11/25/11 H

Syracuse
NU trails 1-0
L 75-105 12/29/65 N

Tampa
NU leads 1-0
W 49-34 12/30/83 A

TCU
NU trails 2-1
L 78-93 12/29/71 N
L 64-66 12/28/87 N
W 55-31 11/23/12 N

Temple
NU trails 1-0
L 29-32 12/19/38 A

Tennessee
NU leads 1-0
W 93-86 12/21/77 N

Tennessee-Martin
NU leads 1-0
W 61-55 11/22/96 H

Tennessee State
NU leads 1-0
W 69-62 11/22/09 H

Tennessee Tech
NU trails 2-0
L 60-72 11/30/96 H
L 65-66 12/19/06 N

Texas
NU leads 2-1
W 73-71 12/21/65 N
L 59-63 12/23/74 A
W 77-58 11/21/16 N

Texas A&M
NU trails 3-2
L 91-93 12/30/69 N
L 84-86 12/22/73 N
L 55-67 12/19/74 N
W 71-60 12/17/92 H
W 67-48 12/18/93 A

Texas A&M-Corpus Christi
NU leads 2-0
W 59-51 2/14/05 H
W 66-48 11/19/08 H

Texas Pan-American
NU leads 7-0
W 76-47 1/23/99 H
W 56-48 12/31/04 H
W 67-56 2/21/07 H
W 68-59 1/30/08 H
W 53-44 1/7/10 H
W 77-71 11/17/10 A
W 60-36 11/13/11 H

Texas Southern
NU leads 2-0
W 81-51 12/15/11 H
W 79-49 11/13/12 H

Texas State
NU leads 1-0
W 74-68 12/17/12 H

Texas Tech
NU trails 1-0
L 49-85 11/19/17 N

Toledo
NU trails 1-0
L 69-74 12/28/79 N

Troy State
NU leads 1-0
W 90-52 12/2/97 H

Tulane
NU leads 4-3
L 49-67 12/21/50 A
L 68-70 12/19/53 A
W 77-63 12/18/54 H
W 61-48 12/18/65 H
W 121-116 12/19/66 A
W 108-78 12/5/89 H
L 79-88 12/4/91 A

Tulsa
Series tied 1-1
L 59-68 3/18/09 A
W 69-65 11/18/11 N

UCLA
NU trails 4-1
L 44-49 12/21/48 A
W 64-58 12/29/49 H
L 63-70 12/20/62 H
L 67-81 1/24/69 C
L 79-95 11/29/13 N

UIC
NU leads 5-4
W 76-62 11/28/80 H
W 59-50 12/18/81 N
W 72-70 12/7/85 H
L 53-70 12/19/02 H
L 71-90 12/20/03 A
L 62-71 12/14/05 H
L 44-50 12/1/12 H
W 93-58 11/20/13 A
W 63-46 12/22/14 H

UMBC
NU leads 1-0
W 81-52 11/28/86 H

UMKC
NU leads 1-0
W 77-62 12/15/08 H

UNLV
NU trails 1-0
L 95-101 12/20/77 A

UPR-Mayaguez
NU leads 1-0
W 62-55 12/20/06 N

USC
NU trails 5-3
W 22-20 12/11/31 H
L 44-48 12/21/46 C
L 46-52 12/20/47 C
W 38-35 12/23/48 A
L 62-81 12/28/59 A
L 63-75 12/27/65 A
L 44-85 12/29/99 A
W 63-61 12/27/00 H

UTEP
NU trails 1-0
L 54-58 12/2/77 N

U.S. Infantry
NU leads 1-0
W 34-15 1/5/22 H

Utah
NU trails 2-1
L 69-88 12/23/71 A
L 63-73 12/29/80 N
W 77-44 12/21/06 N

Utah State
NU trails 1-0
L 57-64 11/21/04 N

Valparaiso
NU leads 9-2
W 91-64 12/16/67 H
W 76-49 12/19/70 H
L 55-73 12/18/71 H
L 76-94 12/16/72 A
W 69-57 12/15/73 H
W 82-74 12/9/74 H
W 98-77 12/9/75 A
W 80-66 12/10/77 H
W 85-61 12/9/78 A
W 80-65 12/8/79 H
W 84-50 12/14/17 R

Vanderbilt
NU trails 4-2
L 58-59 12/23/65 H
L 92-116 12/21/66 A
L 80-81 12/30/89 A
W 83-81 12/2/91 H
L 66-86 12/3/92 A
W 68-66 3/16/17 N

Vermont
NU leads 1-0
W 64-42 11/25/00 H

Virginia
NU trails 3-0
L 44-48 12/1/04 H
L 57-72 11/30/05 A
L 52-94 11/27/07 A

Virginia Commonwealth
NU leads 1-0
W 78-73 11/14/01 N

Virginia Tech
NU leads 1-0
W 81-79 * 12/01/15 A

Wabash
NU leads 6-1
L 31-39 12/11/26 H
W 40-17 12/10/27 H
W 35-20 12/8/28 H
W 31-24 2/4/32 H
W 24-23 2/5/34 H
W 35-29 12/7/34 H
W 35-32 12/9/40 H

Wake Forest
NU leads 1-0
W 65-58 11/28/16

Washington
NU trails 6-2
L 60-83 12/29/51 A
W 75-69 12/22/58 H
L 60-79 12/21/59 A
L 61-67 12/22/59 A
W 53-45 12/20/60 H
L 81-86 12/19/69 N
L 57-70 12/29/75 N
L 55-76 3/16/12 A

Washington (Mo.)
NU leads 2-0
W 39-17 12/19/31 H
W 64-49 11/28/87 H

Washington State
Series tied 3-3
W 41-29 12/14/39 H
L 64-71 12/28/51 N
W 70-65 12/28/64 N
W 77-61 12/23/68 H
L 52-68 12/30/96 N
L 66-69 * 3/23/11 A

West Aurora HS
NU leads 1-0
W 36-16 12/15/14 H

West Virginia
Series tied 1-1
W 118-109 ** 12/27/58 C
L 94-98 * 12/11/71 A

Western Carolina
NU leads 1-0
W 78-54 12/18/99 H

Western Illinois
NU leads 3-2
W 95-85 12/23/70 H
W 100-78 12/18/72 H
W 92-78 11/26/77 H
L 91-96 12/8/90 N
L 48-80 12/21/94 A

Western Michigan
NU leads 23-5
W 38-26 12/19/36 H
W 61-39 12/8/41 H
L 42-52 12/7/42 H
L 45-47 12/11/43 H
W 68-54 12/23/44 H
W 47-46 12/21/45 C
W 63-46 1/10/48 H
L 51-52 12/4/48 H
W 54-43 12/1/49 H
W 64-62 12/2/50 H
W 80-77 12/10/51 H
L 79-95 12/6/52 H
W 69-53 12/5/53 H
W 87-63 12/4/54 H
L 67-72 12/3/55 H
W 99-60 12/1/56 H
W 97-78 12/2/57 A
W 102-60 12/1/58 H
W 80-66 12/1/59 H
W 73-72 12/1/60 H
W 61-56 12/2/61 A
W 83-74 12/1/62 H
W 80-78 11/30/63 H
W 95-81 12/1/64 A
W 77-75 * 12/9/06 H
W 65-63 12/8/07 A
W 51-35 12/7/13 H
W 67-61 12/20/14 H

Wheaton (Ill.)
NU leads 1-0
W 41-39 12/14/06 H

Whiting Owls
NU trails 1-0
L 34-36 2/8/19 A

Whiting Red Crowns
NU trails 1-0
L 24-47 1/11/20 H

Wichita State
NU trails 2-0
L 60-78 12/5/60 A
L 56-61 12/6/61 H

William & Mary
Series tied 1-1

W	103-78	12/29/89	N
L	69-77	12/29/92	N

Wisconsin
NU trails 114-69

L	9-55	1/8/10	A
L	11-39	2/26/10	H
L	9-29	1/14/11	H
L	11-23	3/8/11	A
L	19-32	1/6/12	H
L	12-46	2/24/12	A
L	9-38	2/10/14	A
L	26-33	2/17/14	H
L	18-22	1/18/16	A
L	21-24	3/11/16	H
L	21-29 *	1/8/17	H
L	21-23	2/12/17	A
W	33-17	1/5/18	H
L	18-26	3/7/18	A
W	20-15	1/11/19	A
W	32-23	2/22/19	H
W	13-12	1/3/21	H
L	10-22	2/12/21	A
L	9-21	1/9/22	H
L	11-23	2/22/22	A
L	10-21	1/6/23	H
L	17-29	3/5/23	A
L	10-25	1/12/24	H
L	13-23	3/1/24	A
L	27-35	1/23/26	A
W	36-26	2/16/26	H
L	18-28	1/15/27	H
L	24-25	1/22/27	A
L	23-37	2/18/29	A
L	25-31	2/23/29	H
W	23-14	1/4/30	H
L	22-29	2/15/30	A
W	31-30 *	1/4/32	H
W	28-24	1/18/32	A
W	40-22	1/16/33	H
W	30-28	2/25/33	A
L	9-16	1/7/35	A
W	36-31	1/19/35	H
W	33-28	2/24/36	A
W	49-26	3/2/36	H
W	47-38	1/3/38	H
W	27-23	2/12/38	A
W	37-27	2/13/39	H
W	47-44	3/2/40	A
L	46-48	2/10/41	H
L	46-49	1/17/42	C
L	47-59	2/21/42	A
L	65-67	1/9/43	C
W	56-54	2/22/43	A
W	60-38	1/8/44	C
L	47-50 *	2/4/44	A
W	52-37	1/6/45	A
L	43-44	1/27/45	C
W	56-34	1/26/46	C
W	63-58	2/9/46	A
L	44-45	1/27/47	A
L	42-54	2/15/47	C
L	62-68	2/7/48	C
L	54-59	2/23/48	A
L	52-56	2/12/49	C
L	46-57	2/21/49	A
L	59-66	2/11/50	C
L	53-67	2/27/50	A
L	56-68	1/15/51	A
L	58-74	1/15/52	H
L	56-78	1/17/53	H
L	58-74	3/7/53	A
L	47-64	1/11/54	A
W	80-72	2/26/55	G
L	55-79	2/4/56	H
L	70-76	3/3/56	A
W	75-54	1/5/57	H
L	69-82	3/4/57	A
W	82-65	3/1/58	H
W	86-82	2/28/59	A
W	77-69	1/11/60	A
W	73-59	2/29/60	H
W	54-52	2/11/61	H
L	61-75	3/4/61	A
L	64-65	2/24/62	H
L	65-78	2/16/63	A
W	76-63	1/11/64	H
W	72-64	2/11/64	A
L	87-93 *	2/23/65	H
L	76-88	3/6/65	H
W	76-65	2/21/66	H
L	62-90	2/28/66	A
L	94-110	2/21/67	A
W	91-82	2/28/67	H
W	77-75	3/9/68	H
W	72-70	3/4/69	A
W	82-75	2/21/70	H
W	87-82	3/3/70	A
L	72-87	1/19/71	A
W	101-91	2/13/71	H
W	90-82	3/4/72	A
W	74-73	1/27/73	H
L	53-87	1/5/74	A
L	62-77	3/9/74	H
W	69-66	1/4/75	H
L	70-94	3/8/75	A
W	62-60	1/24/76	H
W	90-77	2/21/76	A
L	60-61	1/20/77	A
W	98-88	2/19/77	H
W	93-85	1/26/78	A
L	80-81	2/18/78	H
L	82-95	1/11/79	A
L	70-72	2/24/79	H
L	66-75	1/3/80	A
W	53-50	3/1/80	H
W	50-48	1/10/81	H
L	57-60	3/5/81	A
W	61-55	1/14/82	A
L	60-61 F	2/27/82	H
L	45-49 F	1/20/83	A
W	64-57	2/27/83	D
L	60-61 *F	1/19/84	H
L	47-54 F	2/26/84	A
L	51-52	1/5/85	H
L	53-61	3/9/85	A
L	52-57	1/4/86	A
L	68-70	3/9/86	H
L	57-62	1/31/87	H
L	59-76	3/1/87	A
L	59-80	1/30/88	A
L	69-74	3/5/88	H
L	58-59	1/28/89	H
L	60-72	2/15/89	A
W	87-85	1/27/90	H
L	50-65	3/1/90	A
L	57-74	1/24/91	H
L	76-79	2/24/91	A
L	67-69	1/8/92	A
W	76-65	3/14/92	H
L	87-101	2/3/93	A
W	100-89	3/6/93	H
W	75-71	2/19/94	A
W	66-54	3/5/94	H
L	73-97	1/28/95	A
L	56-70	2/15/95	H
W	62-52	1/20/96	H
W	82-71	2/21/96	A
L	53-65	1/29/97	A
L	44-56	2/8/97	H
L	33-56	1/17/98	A
W	47-39	2/11/98	H
L	49-57	1/16/99	H
L	45-57	2/10/99	A
L	46-62	3/1/00	H
L	41-51	3/9/00	N
L	37-59	2/18/01	A
W	69-60	1/30/02	H
L	44-73	2/9/02	A
L	50-69	1/29/03	A
L	59-74	2/8/03	H
W	69-51	2/7/04	H
L	58-73	2/2/05	A
L	52-68	1/14/06	A
W	62-51	2/23/06	H
L	50-56	1/13/07	H
L	52-69	2/3/07	A
L	50-62	1/19/08	A
L	52-65	3/13/08	H
L	45-74	1/7/09	A
W	66-63	1/31/09	H
L	50-60	1/13/10	H
L	63-70	2/21/10	A
L	46-78	1/23/11	H
L	63-78	2/27/11	A
L	57-77	1/18/12	A
L	41-69	2/20/13	H
L	49-76	1/2/14	H
W	65-56	1/29/14	A
L	58-81	1/4/15	H
L	50-65	2/7/15	A
W	70-65	1/12/16	H
W	66-59	2/12/17	A
L	48-76	3/11/17	N
W	60-52	2/1/18	A
L	64-70	2/22/18	R

F—Game later forfeited by Wisconsin

Wofford
NU leads 1-0

W	68-51	12/17/97	H

Wyoming
NU leads 1-0

W	79-77	12/28/56	N

Xavier
NU trails 1-0

L	79-83 *	3/21/94	H

Yale
NU leads 3-2

W	29-14	12/31/21	H
L	13-34	1/5/24	H
L	50-60	12/29/47	H
W	76-57	12/26/53	H
W	73-63	12/31/56	H

Youngstown State
NU leads 4-0

W	87-57	12/5/92	H
W	86-70	12/15/93	A
W	71-62	12/13/94	H
W	67-61	11/28/95	H


NORTHWESTERN
24
NORTHWESTERN
MAKE SHOTS


RECORDS

INDIVIDUAL RECORDS

Points
Game: 49, Rich Falk vs. Iowa, 2/24/64
Season: 661, John Shurna, 2012
Career: 2,038, John Shurna, 2009-12

Points Per Game
Season: 24.3, Dale Kelley, 1970
Career: 19.9, Joe Ruklick, 1957-59

Games Scoring At Least 40 Points
Season: 1, Rich Falk, 1964; Rick Lopossa, 1964; Joe Ruklick, 1959
Career: 1, Rich Falk, 1962-64; Rick Lopossa, 1962-64; Joe Ruklick, 1957-59

Consecutive Games Scoring in Double Figures
Season: 27, Evan Eschmeyer, 1997-98
Career: 41, Evan Eschmeyer, 1995-99

Field Goals Made
Game: 19, Rich Falk vs. Iowa, 2/24/64
Season: 228, John Shurna, 2012
Career: 768, Billy McKinney, 1974-77

Field Goal Attempts
Game: 38, Rich Falk vs. Iowa, 2/24/64
Season: 512, Dick Mast, 1956
Career: 1,645, Billy McKinney, 1974-77

Field Goal Percentage
Game: .923 (12-13), Evan Eschmeyer vs. DePaul, 12/6/97
Season: .619, Derek Pardon, 2018
Career: .621, Dererk Pardon, 2016-present

Three-Point Field Goals Made
Game: 9, Craig Moore at Brown, 11/22/08; 9, John Shurna vs. Eastern Illinois, 12/18/11
Season: 110, Craig Moore, 2009
Career: 320, Craig Moore, 2005-09

Three-Point Field Goal Attempts
Game: 18, Craig Moore at Iowa, 2/7/09
Season: 271, Craig Moore, 2009
Career: 845, Craig Moore, 2005-09

Three-Point Field Goal Percentage
Game: 1.000, Todd Leslie (6-6) vs. Saint Louis, 12/22/90
Season: .525, Rob Ross, 1989
Career: .446, Todd Leslie, 1989-94

Free Throws Made
Game: 17, Evan Eschmeyer vs. Minnesota, 2/27/99; vs. Penn State, 2/8/98;
17, Shon Morris vs. Northern Arizona, 12/29/87;
17, Geno Carlisle at Wisconsin, 2/21/96
Season: 208, Evan Eschmeyer, 1998-99
Career: 563, Evan Eschmeyer, 1995-99

Consecutive Free Throws Made
37, Michael Thompson, 2011

Free Throw Attempts
Game: 22, Evan Eschmeyer vs. Minnesota, 1/7/98; vs. Penn State, 2/8/98;
22, Joe Ruklick vs. Detroit, 12/29/56
Season: 302, Evan Eschmeyer, 1998
Career: 859, Evan Eschmeyer, 1995-99

Free Throw Percentage
Game: 1.000, Jeff Grose vs. DePaul (13-13), 12/21/87
Season: .900, Jim Stack, 1981
Career: .862, Jeff Grose, 1986-89

Rebounds
Game: 29, Jim Pitts vs. Indiana, 2/13/65
Season: 321, Jim Pitts, 1966
Career: 995, Evan Eschmeyer, 1995-99

Rebounds Per Game
Season: 13.9, Joe Ruklick, 1958
Career: 13.3, Jim Pitts, 1964-66

Assists
Game: 16, Bryant McIntosh vs. Minnesota, 1/10/18
Season: 213, Bryant McIntosh, 2016
Career: 700, Bryant McIntosh, 2015-18

Steals
Game: 9, Patrick Baldwin vs. Oakland, 11/27/90
Season: 90, Patrick Baldwin, 1991
Career: 272, Patrick Baldwin, 1990-94

Blocked Shots
Game: 10, Jim Pitts vs. Purdue, 1966
Season: 123, Jim Pitts, 1966
Career: 181, Alex Olah, 2013-16



JIM PITTS recorded the first triple-double in Northwestern history Jan. 8, 1966. He posted 23 points, 14 rebounds and a school-record 10 blocked shots in a 111-97 home win over Purdue.

TEAM RECORDS

SINGLE GAME

Most Points
121 vs. Tulane, 12/19/66

Most Points in NU Loss
(Regulation)
116 vs. Kentucky, 12/10/66 (L, 118-116)

Most Points, Both Teams
237 vs. Tulane, 12/19/66 (W, 121-116)

Fewest Points Allowed
(Since 1950): 30 by Oakland, 11/21/98
(Before 1950): 9 by Minnesota, 2/20/22

Fewest Points, Both Teams
(Since 1950): 76 vs. Notre Dame, 12/7/83 (W, 40-36 - OT)
(Before 1950): 23 vs. Iowa, 2/20/26 (L, 12-11)

Biggest NU Winning Margin
65 vs. Chicago State, 12/11/17 (96-31)

Most Field Goals
50 vs. Kentucky, 12/10/66; vs. Ball State, 12/5/66

Most Field Goal Attempts
102 vs. Western Illinois, 12/18/72

Highest Field Goal Percentage
.702 vs. Troy State, 12/2/97

Most 3-Point Field Goals
20 vs. Mississippi Valley State, 12/2/11; vs. North Carolina A&T, 12/13/09

Most 3-Point Field Goals Attempted
47 vs. North Carolina A&T, 12/13/09; at Illinois, 12/30/09

Highest 3-Point Field Goal Percentage
(Min. 10 made): .733 vs. Utah, 12/21/06

Most Free Throws Made
40 vs. Detroit, 12/29/56

Most Free Throw Attempts
56 vs. Detroit, 12/29/56

Highest Free Throw Percentage
(Min. 20 made): 1.000 vs. Michigan State, 1/27/77 (24-24)
(Min. 30 made): .949 vs. Michigan State, 1/10/70 (37-39)

Most Rebounds
72 vs. Western Illinois, 12/18/72; vs. Ball State, 12/5/66

Most Blocked Shots
15 at Rutgers, 1/12/17

Most Assists
33 vs. Rutgers, 2/27/16

Most Steals
22 vs. Penn State, 3/11/04; vs. Chicago, 11/27/93

SINGLE SEASON

Most Points
2,558, 2017

Average Points Per Game
91.3, 1967

Most Games at Least 100 Points
6, 1967

Most Consecutive Games at Least 100 Points
3, 1967

Lowest Average Per Game Allowed
(Since 1950): 56.8, 1984

Highest Average Scoring Margin
+5.6, 2017

Most Field Goals Made
913, 2017

Most Field Goals Made Per Game
34.9, 1967

Most Field Goal Attempts
2,092, 2017

Most Field Goal Attempts Per Game
78.9, 1958

Highest Field Goal Percentage
.486, 1989

Most 3-Point Field Goals Made
319, 2011

Most 3-Point Field Goals Made Per Game
9.4, 2011

Most 3-Point Field Goal Attempts
887, 2010

Most 3-Point Field Goal Attempts Per Game
26.1, 2010

Highest 3-Point Field Goal Percentage
.446, 1990

Most Free Throws
541, 1970

Most Free Throws Made Per Game
22.7, 1953

Most Free Throw Attempts
775, 1953

Most Free Throw Attempts Per Game
35.2, 1953

Highest Free Throw Percentage
.768, 1991

Most Rebounds
1,398, 1965

Most Rebounds Per Game
58.3, 1965

Most Assists
568, 2011

Most Steals
261, 2007

Most Blocked Shots
175, 2017

MISCELLANEOUS

Most Overtime Periods — Game
3 vs. Michigan, 1/26/80
3 vs. Michigan State, 2/23/80

Most Overtime Games — Season
5, 2016

Most Consecutive Victories
Total: 13, 1930-31
Single Season: 12, 1931

Most Victories in a Season
24, 2017

Most Consecutive Home Wins
13, 2015-16; 2016-17
Single Season: 11, 1933
McGaw Hall: 9, 1968

Most Consecutive Road Wins
7, 1931
Single Season: 7, 1931

INDIVIDUAL CAREER RECORDS

Points

1.	John Shurna, 2009-12	2,038
2.	Drew Crawford, 2010-14	1,920
3.	Billy McKinney, 1974-77	1,900
4.	Evan Eschmeyer, 1995-99	1,805
5.	Michael Thompson, 2008-11	1,689
6.	Bryant McIntosh, 2015-18	1,683
7.	Jim Stack, 1979-83	1,583
8.	Vedran Vukusic, 2002-06	1,581
9.	Kevin Rankin, 1991-94	1,575
10.	Cedric Neloms, 1992-95	1,533
11.	Jitim Young, 2001-04	1,521
12.	Tre Demps, 2012-16	1,518
13.	Shon Morris, 1985-88	1,407
14.	Jim Burns, 1965-67	1,368
15.	Rod Roberson, 1978-81	1,347
16.	Joe Ruklick, 1957-59	1,315
17.	Dale Kelley, 1968-70	1,310
18.	Craig Moore, 2006-09	1,294
19.	Scottie Lindsey, 2015-18	1,270
20.	Kevin Coble, 2007-09	1,203

Scoring Average

1.	Joe Ruklick, 1957-59	19.9
2.	Dale Kelley, 1968-70	19.8
3.	Jim Burns, 1965-67	19.5
4.	Billy McKinney, 1974-77	18.6
5.	Walker Lambiotte, 1989-90	17.4
6.	Evan Eschmeyer, 1995-99	16.1
7.	Geno Carlisle, 1994-96	15.8
8.	John Shurna, 2009-12	15.7
	Mark Sibley, 1971-73	15.7
	Ray Ragelis, 1949-51	15.7

Field Goals

1.	Billy McKinney, 1974-77	768
2.	John Shurna, 2009-12	704
3.	Drew Crawford, 2010-14	687
4.	Jim Stack, 1979-83	623
5.	Bryant McIntosh, 2015-18	621
	Evan Eschmeyer, 1995-99	621
7.	Michael Thompson, 2008-11	568
8.	Vedran Vukusic, 2002-06	564
9.	Tre Demps, 2012-16	554
10.	Kevin Rankin, 1991-94	553

Field Goal Attempts

1.	Billy McKinney, 1974-77	1,645
2.	Drew Crawford, 2010-14	1,575
3.	Bryant McIntosh, 2015-pres.	1,519
4.	John Shurna, 2009-12	1,509
5.	Tre Demps, 2012-16	1,404
6.	Jim Stack, 1979-83	1,367
7.	Michael Thompson, 2008-11	1,300
8.	Jim Burns, 1965-67	1,284
9.	Vedran Vukusic, 2002-06	1,179
10.	Rod Roberson, 1978-81	1,172

Field Goal Percentage

(Minimum 100 made)

1.	**Dererk Pardon, 2016-pres.**	**.621**
2.	Evan Eschmeyer, 1995-99	.595
3.	Paul Schultz, 1981-84	.541
4.	Walker Lambiotte, 1989-90	.513
5.	Brian Schwabe, 1986-90	.503
6.	Bob Grady, 1979-82	.501
7.	Kevin Rankin, 1991-94	.498
8.	Phil Styles, 1988-89	.497
9.	Luka Mirkovic, 2009-12	.489
	Rex Walters, 1989-90	.489
	Jeff Ryan, 2007-11	.489

Three-Point Field Goals

1.	Craig Moore, 2006-09	320
2.	Michael Thompson, 2007-11	276
3.	John Shurna, 2009-12	274
4.	Drew Crawford, 2010-14	232
5.	Vedran Vukusic, 2002-06	212
6.	Tre Demps, 2012-16	211
7.	Todd Leslie, 1990-94	203
8.	Winston Blake, 2000-03	200
9.	Scottie Lindsey, 2015-18	198
10.	Bryant McIntosh, 2015-18	170

Three-Point FG Attempts

1.	Craig Moore, 2006-09	845
2.	John Shurna, 2009-12	684
3.	Michael Thompson, 2008-11	675
4.	Drew Crawford, 2010-14	658
5.	Tre Demps, 2012-16	619
6.	Winston Blake, 2000-03	603
7.	Vedran Vukusic, 2002-06	564
8.	Scottie Lindsey, 2015-18	556
9.	Bryant McIntosh, 2015-18	498
10.	Todd Leslie, 1990-94	455

Three-Point FG Percentage

(Minimum 50 Made)

1.	Todd Leslie, 1989-94	.446
	Rex Walters, 1989-90	.446
3.	Sean Wink, 1997-99	.423
4.	Nathan Taphorn, 2014-17	.414
5.	Michael Thompson, 2007-11	.409
6.	Jeff Grose, 1986-89	.402
7.	John Shurna, 2009-12	.401
8.	Kevin Coble, 2007-09	.391
9.	**Vic Law, 2015-pres.**	**.384**
10.	Craig Moore, 2006-09	.379

Free Throws

1.	Evan Eschmeyer, 1995-99	563
2.	Cedric Neloms, 1992-95	494
3.	Kevin Rankin, 1991-94	458
4.	Shon Morris, 1985-88	371
5.	Billy McKinney, 1974-77	364
6.	John Shurna, 2009-12	356
7.	Joe Ruklick, 1957-59	345
8.	Dale Kelley, 1968-70	342
9.	Jim Stack, 1979-83	331
10.	Jim Burns, 1965-67	324



TODD LESLIE is Northwestern's career leader with a .446 3-point field goal percentage. He is the NCAA record holder with 15 consecutive 3-point field goal attempts made from Dec. 15-28, 1990.



DREW CRAWFORD ranks second in school history with 1,920 career points while holding Northwestern records with 143 games played and 142 games started.

INDIVIDUAL CAREER RECORDS

Free Throw Attempts

1.	Evan Eschmeyer, 1995-99	859
2.	Cedric Neloms, 1992-95	676
3.	Kevin Rankin, 1991-94	595
4.	Frank Ehmann, 1952-55	518
5.	Jitim Young, 2001-04	506
6.	Hal Grant, 1952-55	485
7.	Joe Ruklick, 1957-59	484
8.	John Shurna, 2009-12	478
9.	Shon Morris, 1985-88	467
10.	Dale Kelley, 1968-70	463

Free Throw Percentage

(Minimum 100 attempts)

1.	Jeff Grose, 1986-89	.862
2.	Bryant McIntosh, 2015-18	.850
3.	Dan Davis, 1967-69	.843
4.	Jerry Marifke, 1976-79	.839
5.	Jim Stack, 1979-83	.836
6.	Ron Shoger, 1970-72	.825
7.	Willie Williams, 1974-75	.819
8.	Todd Leslie, 1990-94	.818
	Ben Johnson, 2000-01	.813
10.	Jim Bragiel, 1953-55	.812

Blocked Shots

1.	Alex Olah, 2013-16	181
2.	John Shurna, 2009-12	136
3.	Kevin Rankin, 1991-94	133
4.	Evan Eschmeyer, 1995-99	132
5.	Jim Pitts, 1966 *	123
6.	**Dererk Pardon, 2016-pres.**	**118**
7.	Tavaras Hardy, 1999-2002	101
8.	Drew Crawford, 2010-14	98
9.	Gavin Skelly, 2015-18	91
10.	Aaron Jennings, 2000-03	90

** Blocked shots was not an official NCAA statistic until 1986.*

Rebounds

1.	Evan Eschmeyer, 1995-99	995
2.	Kevin Rankin, 1991-94	885
3.	Joe Ruklick, 1957-59	868
4.	Jim Pitts, 1964-66	800
5.	Don Adams, 1968-70	773
6.	Drew Crawford, 2010-14	713
7.	Shon Morris, 1985-88	712
8.	Phil Warren, 1957-59	665
9.	Alex Olah, 2013-16	663
10.	Andre Goode, 1982-85	650

Rebound Average

1.	Jim Pitts, 1964-66	13.3
2.	Joe Ruklick, 1957-59	13.2
3.	Phil Warren, 1957-59	10.9
	Don Adams, 1968-70	10.9
5.	Willie Jones, 1958-60	9.0
6.	Evan Eschmeyer, 1995-99	8.9
7.	Ron Kozlicki, 1965-67	8.7
8.	Mike Weaver, 1966-68	8.4
9.	Barry Moran, 1970-72	8.3
10.	Bill Schulz, 1955-57	8.2

Assists

1.	Bryant McIntosh, 2015-present	700
2.	Michael Thompson, 2008-11	528
3.	Patrick Baldwin, 1991-94	452
4.	Shawn Watts, 1984-87	379
5.	Michael Jenkins, 1980-83	342
6.	Tim Doyle, 2005-07	341
7.	Dave Sobolewski, 2012-15	334
8.	Craig Moore, 2006-09	308
9.	John Shurna, 2009-12	295
10.	Julian Bonner, 1995-99	293

Steals

1.	Patrick Baldwin, 1991-94	272
2.	Jitim Young, 2001-04	215
3.	Mohamed Hachad, 2003-06	167
4.	Shawn Watts, 1984-87	161
5.	Michael Thompson, 2008-11	159
6.	Art Aaron, 1981-84	145
7.	Craig Moore, 2006-09	141
8.	Jeremy Nash, 2007-10	129
9.	Kevin Rankin, 1991-94	126
10.	John Shurna, 2009-12	119

Games Played

1.	Drew Crawford, 2010-14	143
2.	Sanjay Lumpkin, 2013-17	137
3.	Tre Demps, 2012-16	132
4.	John Shurna, 2009-12	130
5.	Bryant McIntosh, 2015-18	129
	Michael Thompson, 2007-11	129
7.	Alex Marcotullio, 2010-13	128
8.	Gavin Skelly, 2015-18	127
9.	Scottie Lindsey, 2015-18	126
10.	Dave Sobolewski, 2012-15	123

Games Started

1.	Drew Crawford, 2010-14	142
2.	Michael Thompson, 2008-11	129
3.	John Shurna, 2009-12	128
4.	Bryant McIntosh, 2015-18	127
5.	Sanjay Lumpkin, 2013-17	126
6.	Jitim Young, 2001-04	117
7.	Alex Olah, 2013-16	114
8.	Tavaras Hardy, 1999-2002	113
9.	Kevin Rankin, 1991-94	111
10.	Craig Moore, 2006-09	110

Minutes Played

1.	Michael Thompson, 2008-11	4,633
2.	Drew Crawford, 2010-14	4,627
3.	Bryant McIntosh, 2015-18	4,348
4.	John Shurna, 2009-12	4,132
5.	Jim Stack, 1979-83	3,885
6.	Tre Demps, 2012-16	3,866
7.	Jitim Young, 2001-04	3,849
8.	Andre Goode, 1982-85	3,815
9.	Craig Moore, 2006-09	3,812
10.	Vedran Vukusic, 2002-06	3,571
10.	Billy McKinney, 1974-77	3,562

Current players in **bold**



JIM STACK ranked second in school history (currently sixth) at the time of his graduation with 1,583 career points. He's also fourth in field goals made (623) and ninth in free throws made (331).



EVAN ESCHMEYER is Northwestern's all-time leader with 995 career rebounds while ranking fourth with 1,805 points.

Points

1.	John Shurna, 2012	661
2.	John Shurna, 2010	619
3.	Evan Eschmeyer, 1998	585
4.	Dale Kelley, 1970	582
5.	Evan Eschmeyer, 1999	568
6.	Michael Thompson, 2011	553
7.	Bryant McIntosh, 2017	534
8.	Vedran Vukusic, 2006	533
	Billy McKinney, 1976	533
10.	Drew Crawford, 2012	532
	Geno Carlisle, 1996	532

Scoring Average

1.	Dale Kelley, 1970	24.3
2.	Frank Ehmann, 1955	23.9
3.	Rich Falk, 1964	23.3
4.	Joe Ruklick, 1959	23.0
5.	Evan Eschmeyer, 1998	21.7
6.	Jim Burns, 1967	21.5
7.	Dick Mast, 1956	21.0
8.	Billy McKinney, 1977	20.6
9.	Jim Burns, 1966	20.2
10.	John Shurna, 2012	20.0

Field Goals

1.	John Shurna, 2012	228
2.	John Shurna, 2010	217
3.	Dale Kelley, 1970	209
4.	Walker Lambiotte, 1989	207
5.	Billy McKinney, 1977	205
6.	Rich Falk, 1964	204
7.	Evan Eschmeyer, 1998	200
8.	Bryant McIntosh, 2017	199
	Billy McKinney, 1976	199
	Billy McKinney, 1975	199
10.	Drew Crawford, 2012	195

Field Goal Attempts

1.	Dick Mast, 1956	512
2.	Bryant McIntosh, 2017	493
3.	John Shurna, 2012	492
4.	Jim Burns, 1966	485
5.	Tre Demps, 2016	475
6.	John Shurna, 2010	473
	Dale Kelley, 1970	473
8.	Mark Sibley, 1973	468
9.	Rich Falk, 1964	452
10.	Billy McKinney, 1977	449

Field Goal Percentage

(Minimum 100 Attempts)

1.	**Dererk Pardon, 2018**	**.619**
2.	Evan Eschmeyer, 1997	.613
3.	**Dererk Pardon, 2017**	**.611**
4.	Evan Eschmeyer, 1998	.610
5.	Frank Petrancek, 1952	.588
6.	Evan Eschmeyer, 1999	.584
7.	Evan Eschmeyer, 1996	.560
8.	Mohamed Hachad, 2006	.556
9.	Paul Schultz, 1984	.546
10.	Brian Schwabe, 1988	.541

Three-Point Field Goals

1.	Craig Moore, 2009	110
2.	Craig Moore, 2008	97
3.	John Shurna, 2012	95
	Michael Thompson, 2011	95
5.	Michael Thompson, 2010	88
6.	Sean Wink, 1998	86
7.	Winston Blake, 2001	83
8.	Scottie Lindsey, 2018	79
9.	John Shurna, 2010	78
10.	Todd Leslie, 1994	77

Three-Point FG Attempts

1.	Craig Moore, 2009	271
2.	Michael Thompson, 2011	242
	Craig Moore, 2008	242
4.	Winston Blake, 2001	221
5.	John Shurna, 2010	220
6.	Scottie Lindsey, 2018	218
7.	Tre Demps, 2016	217
8.	John Shurna, 2012	216
9.	Michael Thompson, 2010	214
10.	Geno Carlisle, 1996	197

Three-Point FG Percentage

(Minimum 40 Attempts)

1.	Rob Ross, 1989	.525
2.	Todd Leslie, 1991	.512
3.	Nathan Taphorn, 2015	.500
4.	Rex Walters, 1990	.473
5.	Nathan Taphorn, 2017	.470
6.	Vedran Vukusic, 2002	.469
7.	Phil Styles, 1988	.462
8.	Sean Wink, 1998	.457
9.	Jeff Grose, 1987	.455
10.	Julian Bonner, 1999	.447

Free Throws

1.	Evan Eschmeyer, 1999	208
2.	Evan Eschmeyer, 1998	185
3.	Dale Kelley, 1970	164
4.	Frank Ehmann, 1955	151
5.	Ron Shoger, 1971	143
6.	Joe Ruklick, 1959	139
7.	Cedric Neloms, 1992	135
	Billy McKinney, 1976	135
9.	Kevin Rankin, 1992	133
10.	Jim Burns, 1966	129
	Ray Ragelis, 1951	129

Free Throw Attempts

1.	Evan Eschmeyer, 1998	302
2.	Evan Eschmeyer, 1999	273
3.	Frank Ehmann, 1955	234
4.	Dale Kelley, 1970	212
5.	Ray Ragelis, 1951	202
6.	Joe Ruklick, 1959	196
7.	Barry Moran, 1971	195
8.	Jitim Young, 2004	190
9.	Jim Burns, 1966	186
10.	Hal Grant, 1955	185



CRAIG MOORE (2006-09) hit a school-record 110 3-pointers during his senior year, the fifth-best single-season total in Big Ten history. He ranks fourth all-time in the conference with 845 career 3-point attempts and fifth with 320 makes.



DALE KELLEY still holds the school single-season record with a scoring average of 24.3 points per game established during the 1969-70 season.

Free Throw Percentage

(Minimum 60 Attempts)

1.	Jim Stack, 1981	.900
2.	Jerry Marifke, 1979	.887
3.	Dan Davis, 1969	.882
4.	Patrick Baldwin, 1993	.880
5.	Bill Sticklen, 1948	.876
6.	Brian Gibson, 1980	.873
	Willie Williams, 1975	.873
8.	Bill Gibbs, 1963	.871
9.	Bryant McIntosh, 2017	.870
10.	Charles Howell, 1991	.864

Rebounds

1.	Jim Pitts, 1966	321
2.	Joe Ruklick, 1958	306
3.	Evan Eschmeyer, 1999	292
4.	Evan Eschmeyer, 1998	290
5.	Joe Ruklick, 1959	287
6.	Joe Ruklick, 1957	275
7.	Don Adams, 1969	268
	Jim Pitts, 1965	268
9.	Don Adams, 1968	256
10.	Don Adams, 1970	249

Rebound Average

1.	Joe Ruklick, 1958	13.9
2.	Jim Pitts, 1965	13.4
	Jim Pitts, 1966	13.4
4.	Jim Pitts, 1964	13.2
5.	Joe Ruklick, 1959	13.0
6.	Joe Ruklick, 1957	12.5
7.	Rick Lopossa, 1964	11.5
8.	Phil Warren, 1959	11.3
9.	Don Adams, 1969	11.2
10.	Don Adams, 1968	11.1
	Phil Warren, 1958	11.1
	Ray Ragelis, 1951	11.1

Assists

1.	Bryant McIntosh, 2016	213
2.	Bryant McIntosh, 2017	188
3.	Tim Doyle, 2007	157
4.	Patrick Baldwin, 1994	154
5.	Bryant McIntosh, 2015	150
6.	Bryant McIntosh, 2018	149
7.	Michael Thompson, 2011	147
8.	Michael Thompson, 2010	139
9.	Patrick Baldwin, 1993	136
10.	Michael Jenkins, 1983	133

Steals

1.	Patrick Baldwin, 1991	90
2.	Patrick Baldwin, 1993	74
3.	Art Aaron, 1984	67
4.	Jitim Young, 2004	66
5.	Patrick Baldwin, 1994	59
6.	Jeremy Nash, 2010	58
7.	Mohamed Hachad, 2004	57
8.	Craig Moore, 2008	55
	Jitim Young, 2002	55
	Shawn Watts, 1987	55

Blocked Shots

1.	Jim Pitts, 1966 *	123
2.	Alex Olah, 2015	59
3.	Alex Olah, 2014	58
4.	**Dererk Pardon, 2018**	**56**
5.	John Shurna, 2012	55
6.	**Dererk Pardon, 2017**	**50**
7.	Evan Eschmeyer, 1999	48
8.	Kevin Rankin, 1992	45
9.	Gavin Skelly, 2017	44
10.	Brian Pitts, 1987	40

** Blocked shots was not an official NCAA statistic until 1986.*

Games Played

1.	**Vic Law, 2017**	**36**
	Sanjay Lumpkin, 2017	36
	Bryant McIntosh, 2017	36
	Gavin Skelly, 2017	36
5.	Isiah Brown, 2017	35
	Nathan Taphorn, 2017	35
7.	Drew Crawford, 2011	34
	Davide Curletti, 2011	34
	Michael Thompson, 2011	34
	Luka Mirkovic, 2011	34
	Drew Crawford, 2010	34
	Alex Marcotullio, 2010	34
	Alex Marcotullio, 2011	34
	Michael Thompson, 2010	34
	John Shurna, 2010	34
	Jeremy Nash, 2010	34

Games Started

1.	**Vic Law, 2017**	**36**
	Sanjay Lumpkin, 2017	36
	Bryant McIntosh, 2017	36
4.	Drew Crawford, 2011	34
	Michael Thompson, 2011	34
	Luka Mirkovic, 2011	34
	Michael Thompson, 2010	34
	John Shurna, 2010	34
	Drew Crawford, 2010	34
	Jeremy Nash, 2010	34

Minutes Played

1.	Michael Thompson, 2010	1,281
2.	Michael Thompson, 2011	1,268
3.	John Shurna, 2010	1,238
4.	John Shurna, 2012	1,232
5.	Bryant McIntosh, 2017	1,231
6.	Tre Demps, 2016	1,184
7.	Jeremy Nash, 2010	1,180
8.	Drew Crawford, 2014	1,170
9.	Dave Sobolewski, 2012	1,163
10.	**Vic Law, 2017**	**1,155**

Current players in **bold**



ALEX OLAH holds Northwestern's top two single-season blocked shot totals over the last 50 years. He is the school's all-time leader with 181 career blocks.



PATRICK BALDWIN is the school's all-time leader in steals (272). He also holds the NU all-time records for steals in a game (9) and season (90).

INDIVIDUAL GAME RECORDS

Points

1.	Rich Falk vs. Iowa, 2/24/64	49
2.	Rick Lopossa at Illinois, 2/1/64	40
	Joe Ruklick vs. Illinois, 3/8/58	40
4.	Geno Carlisle at Wisconsin, 2/21/96	39
	Dale Kelley at Wisconsin, 3/3/70	39
6.	Jim Burns vs. Michigan, 3/5/66	38
	Frank Ehmann vs. Michigan, 1/31/55	38
8.	John Shurna vs. LSU, 11/17/11	37
	Kevin Coble vs. Indiana, 2/23/08	37
	Evan Eschmeyer vs. Penn State, 2/8/98	37
	Tony Allen vs. UNLV, 12/20/77	37
	Billy McKinney at Notre Dame, 12/4/74	37
	Jim Burns vs. Purdue, 1/8/66	37
	Rich Falk at Michigan State, 2/29/64	37

Field Goals

1.	Rich Falk vs. Iowa, 2/24/64	19
2.	Billy McKinney at Notre Dame, 12/4/74	17
	Joe Ruklick vs. Illinois, 3/8/58	17
4.	Dale Kelley vs. Michigan, 1/30/70	16
	Dale Kelley vs. Texas A&M, 12/30/69	16
	Don Adams vs. George Washington, 12/9/69	16
	Rick Lopossa at Illinois, 2/1/64	16
	Rich Falk at Michigan State, 2/29/64	16
	Frank Ehmann vs. Michigan, 1/31/55	16
10.	Walker Lambiotte at Iowa, 2/2/89	15
	Bob Svete vs. Ohio State, 2/28/76	15
	Dale Kelley at Wisconsin, 3/3/70	15

Field Goal Attempts

1.	Rich Falk vs. Iowa, 2/24/64	38
2.	Dale Kelley vs. Texas A&M, 12/30/69	32
3.	Joe Ruklick at Iowa, 1/24/59	31
4.	Jim Burns vs. Purdue, 2/15/65	30
5.	Dale Kelley vs. Michigan, 1/3/70	29
	Jim Burns vs. Michigan, 3/5/66	29
7.	Geno Carlisle at Brown, 1/2/96	27
	Billy McKinney vs. DePaul, 12/1/76	27
	Dale Kelley at Wisconsin, 3/3/70	27
10.	Billy McKinney at Notre Dame, 12/4/74	26
	Willie Williams vs. Northern Illinois, 2/8/74	26
	Joe Ruklick vs. Illinois, 3/8/58	26

Field Goal Percentage

(Minimum 10 attempts)

1.	Evan Eschmeyer vs. DePaul (12-13), 12/6/97	.923
2.	John Shurna vs. Long Island (10-11), 12/13/10	.909
	Patrick Baldwin at Minnesota (10-11), 2/28/91	.909
4.	Patrick Baldwin vs. Dartmouth (9-10), 12/29/90	.900
	Gaddis Rathel vs. Knox (9-10), 11/27/81	.900
6.	Joe Ruklick vs. Illinois (13-15), 2/11/57	.867
7.	Evan Eschmeyer at Michigan State (12-14), 1/18/97	.857
9.	Vedran Vukusic vs. Michigan (11-13), 2/26/05	.846
	Bob Grady vs. Iowa (11-13), 1/21/82	.846
10.	Evan Eschmeyer at Michigan (9-11), 3/3/97	.818
	Rex Walters vs. Indiana (9-11), 1/11/90	.818
	Shon Morris vs. Ohio State (9-11), 2/6/88	.818
	Shon Morris vs. Northern Illinois (9-11), 12/1/86	.818

Three-Point Field Goals Made

1.	Scottie Lindsey at Iowa, 2/25/18	9
	John Shurna vs. Eastern Illinois, 12/18/11	9
	Craig Moore at Brown, 11/22/08	9
4.	Drew Crawford vs. North Carolina A&T, 12/13/09	8
	Craig Moore at Michigan, 2/26/08	8
6.	Scottie Lindsey at DePaul, 12/16/17	7
	John Shurna at Northern Illinois, 11/12/10	7
	Craig Moore vs. Ohio State, 2/18/09	7
	Craig Moore vs. Michigan State, 1/24/08	7
	Craig Moore vs. Miami (Fla.), 11/28/06	7
	Winston Blake vs. Michigan, 1/27/01	7
	Todd Leslie at Youngstown State, 12/15/93	7
	Todd Leslie at Iowa, 3/1/92	7

Three-Point Field Goal Attempts

1.	Craig Moore at Iowa, 2/7/09	18
2.	Tre Demps at Iowa, 1/21/16	15
	Craig Moore at Ohio State, 3/8/09	15
4.	Craig Moore vs. Minnesota, 3/12/09	14
	Craig Moore at Ohio State, 1/6/08	14
	Craig Moore vs. Michigan State, 1/24/08	14
	Geno Carlisle vs. Wisconsin, 1/20/96	14
	Geno Carlisle at Brown, 1/2/96	14
9.	13 times, most recently:	13
	Scottie Lindsey at DePaul, 12/16/17	13

Three-Point Field Goal Percentage

(Minimum 5 Attempts)

1.	Todd Leslie vs. Saint Louis (6-6), 12/22/90	1.000
	Kevin Coble vs. Utah (5-5), 12/21/06	1.000
	Todd Leslie vs. Morgan State (5-5), 12/21/90	1.000
4.	Scottie Lindsey vs. New Orleans (6-7), 11/28/15	.857
5.	**Vic Law at Nebraska (5-6), 1/8/17**	**.833**
	Vic Law at Butler (5-6), 11/16/16	**.833**
	Michael Thompson at Wisconsin (5-6), 2/27/11	.833
	Kevin Coble vs. Indiana (5-6), 2/23/08	.833
	T.J. Parker vs. Fordham (5-6), 12/22/02	.833
	Winston Blake at Penn State (5-6), 1/13/01	.833
	Steve Lepore vs. Western Carolina (5-6), 12/18/99	.833
	Sean Wink vs. Michigan State (5-6), 1/31/98	.833
	Geno Carlisle vs. Penn State (5-6), 1/13/96	.833



RICH FALK (42) holds the record for points in a game, with 49, setting the mark against Iowa in 1964. He drained 19 field goals in that contest, also a Northwestern mark that still stands.

Free Throws

1. Evan Eschmeyer vs. Minnesota, 2/27/99 17
   Evan Eschmeyer vs. Penn State, 2/8/98 17
   Geno Carlisle at Wisconsin, 2/21/96 17
   Shon Morris vs. Northern Arizona, 12/29/87 17
5. Cedric Neloms vs. Northeastern, 12/14/91 16
   Mark Sibley vs. Minnesota, 3/10/73 16
   Ron Shoger vs. Iowa, 1/30/71 16
   Joe Ruklick vs. Detroit, 12/29/56 16
   Phil Warren vs. Detroit, 12/29/56 16
   Glen Lose vs. Oregon, 12/20/55 16

Free Throw Attempts

1. Evan Eschmeyer vs. Minnesota, 1/7/98 22
   Evan Eschmeyer vs. Penn State, 2/8/98 22
   Joe Ruklick vs. Detroit, 12/29/56 22
4. Evan Eschmeyer vs. Minnesota, 2/27/99 21
   Mark Sibley vs. Minnesota, 3/10/73 21
6. Geno Carlisle at Wisconsin, 2/21/96 20
7. Glen Lose vs. Oregon, 12/20/55 20
8. Evan Eschmeyer vs. Michigan, 2/4/99 19
   Shon Morris vs. Northern Arizona, 12/29/87 19
   Phil Warren vs. Detroit, 12/29/56 19
   Frank Ehmann vs. Illinois, 2/5/55 19

Free Throw Percentage

(Minimum 10 attempts)

1. Jeff Grose vs. DePaul (13-13), 12/21/87 ..... 1.000
2. Jeff Grose at Minnesota (12-12), 2/20/86 ..... 1.000
3. Michael Thompson at Indiana (11-11), 2/19/11. ..... 1.000
   Ben Johnson vs. Pepperdine (11-11), 1/8/00 ..... 1.000
   Kevin Rankin at Illinois (11-11), 2/28/92 ..... 1.000
   Rod Roberson vs. East Tenn. St. (11-11), 12/28/78 ..... 1.000
   Dale Kelley vs. Purdue (11-11), 1/24/70 ..... 1.000
   Dale Kelley vs. Michigan State (11-11), 1/10/70 ..... 1.000
9. Evan Eschmeyer at Wisconsin (10-10), 2/10/99 ..... 1.000
   Art Aaron vs. Illinois (10-10), 2/4/84 ..... 1.000
   Billy McKinney vs. Michigan State (10-10), 1/27/77 ..... 1.000
   Billy McKinney vs. Purdue (10-10), 1/12/76 ..... 1.000
   Willie Williams at Ohio State (10-10), 2/2/74 ..... 1.000
   Ron Shoger vs. Michigan (10-10), 1/23/71 ..... 1.000
   Dale Kelley vs. Rutgers (10-10), 12/26/69 ..... 1.000
   Jim Sarno vs. Florida (10-10), 12/6/69 ..... 1.000
   Terry Gamber vs. Kentucky (10-10), 12/10/66 ..... 1.000

Rebounds

1. Jim Pitts vs. Indiana, 2/13/65 29
2. Jim Pitts vs. Indiana, 2/19/66 26
3. Chuck Brandt vs. Illinois, 3/5/60 24
4. Jim Pitts vs. Notre Dame, 12/21/63 23
   Bill Schulz vs. Iowa, 2/11/56 23
6. **Dererk Pardon vs. Nebraska, 1/26/17 ..... 22**
   Jim Pitts vs. Ohio State, 1/22/66 22
   Joe Ruklick at Iowa, 1/24/59 22
9. Evan Eschmeyer vs. Penn State, 1/20/99 21
   Joe Ruklick vs. Western Michigan, 1957 21

Assists

1. Bryant McIntosh vs. Minnesota, 1/10/18 16
2. Patrick Baldwin vs. Youngstown State, 12/5/92 14
3. Bryant McIntosh vs. Rutgers, 2/27/16 13
   Terry Gamber vs. Rhode Island, 12/28/66 13
5. Jerry Marifke vs. Wisconsin, 2/19/77 12
6. Bryant McIntosh at Minnesota, 1/9/16 11
7. Bryant McIntosh vs. Iowa, 1/15/17 10
   Bryant McIntosh vs. Penn State, 1/16/16 10
   Bryant McIntosh vs. Sacred Heart, 12/21/15 10
   Michael Thompson vs. Penn State, 1/2/08 10
   Ben Johnson vs. Penn State, 2/21/01 10
   Evan Eschmeyer at Indiana, 1/13/99 10
   Patrick Baldwin vs. Holy Cross, 12/21/92 10
   Rob Ross vs. Wisconsin, 1/27/90 10

Steals

1. Patrick Baldwin vs. Oakland, 11/27/90 9
2. Jitim Young vs. Penn State, 3/11/04 8
   Patrick Baldwin vs. Vanderbilt, 12/2/91 8
   Shawn Watts vs. Rollins, 12/13/86 8
5. Jeremy Nash vs. Chicago State, 2/4/09 7
   Craig Moore vs. Savannah State, 12/1/07 7
   Mike Capocci vs. Benedictine (Ill.), 11/20/07 7
   Patrick Baldwin at Holy Cross, 12/21/92 7
   Patrick Baldwin at Purdue, 2/27/93 7
   Patrick Baldwin vs. Loyola, 12/15/90 7
   Patrick Baldwin vs. Illinois, 3/2/91 7
   Shawn Watts vs. Marquette, 12/16/86 7

Blocked Shots

1. Jim Pitts vs. Purdue, 1/8/66 10
2. **Dererk Pardon at Rutgers, 1/12/17 ..... 8**
3. Aaron Jennings vs. New Hampshire, 11/25/02 7
   Evan Eschmeyer vs. Purdue, 1/27/99 7
   Jim Wallace vs. Ohio, 1976 7
6. **Dererk Pardon vs. Minnesota, 1/10/18 ..... 6**
   Dererk Pardon vs. Notre Dame, 11/22/16 6
   Alex Olah vs. New Orleans, 11/28/15 6
   Alex Olah at Indiana, 1/18/14 6
   Kevin Rankin vs. Vanderbilt, 12/2/91 6
   Jim Pitts vs. Wisconsin, 1966 6
   Evan Eschmeyer at Seton Hall, 12/14/96 6

Current players in **bold**

TEAM GAME RECORDS

Points
1. 121 at Tulane, 12/19/66
2. 120 vs. Ball State, 12/5/66
3. 118 vs. West Virginia, 12/27/58
4. 116 vs. Kentucky, 12/10/66
5. 111 vs. Purdue, 1/8/66
6. 108 vs. Tulane, 12/5/89
7. 105 vs. Michigan, 2/11/67
   105 vs. Michigan State, 1/8/76
9. 104 vs. Illinois, 1/10/67
10. 103 vs. Sacred Heart, 12/21/15
    103 vs. Northeastern Illinois, 12/18/89
    103 vs. Dartmouth, 12/29/90 (2OT)

Field Goals
1. 50 vs. Kentucky, 12/10/66
   50 vs. Ball State, 12/5/66
3. 46 vs. Tulane, 12/19/66
4. 45 vs. West Virginia, 12/27/58
5. 44 vs. Valparaiso, 12/9/75
   44 vs. Western Michigan, 12/2/57

Field Goal Attempts
1. 102 vs. Western Illinois, 12/18/72
2. 98 at Iowa, 1/24/59
3. 94 vs. Kansas, 12/7/57
4. 90 at Purdue, 1/7/78
   90 vs. Michigan, 1/31/55

Field Goal Percentage
1. .702 vs. Troy State, 12/2/97
2. .692 vs. Michigan, 2/21/81
3. .690 vs. Utah, 12/21/06
4. .686 vs. Minnesota, 2/25/83
5. .676 vs. Army, 12/12/95

Three-Point Field Goals
1. 20 vs. Mississippi Valley St., 12/2/11
   20 vs. North Carolina A&T, 12/13/09
3. 17 vs. Rutgers, 2/27/16
4. 16 at Illinois, 12/30/09 (OT)
5. 15 vs. Sacred Heart, 12/21/15
   15 vs. Chicago State, 12/13/15
   15 at Minnesota, 2/18/15
   15 at Penn State, 2/25/12
   15 at Boston College, 3/19/11
   15 at Northern Illinois, 11/12/10
   15 vs. Arkansas State, 12/3/07

Three-Point FG Attempts
1. 47 at Illinois, 12/30/09 (OT)
   47 vs. North Carolina A&T, 12/13/09
3. 42 at Indiana, 3/6/10 (OT)
4. 39 vs. Mississippi Valley St., 12/2/11
   39 at Minnesota, 1/26/11
6. 38 at Washington State, 3/23/11
   38 at Illinois, 1/6/11
8. 36 vs. Chicago State, 12/13/15
   36 at Boston College, 3/19/11
   36 at Ohio State, 2/1/03

Three-Point Field Goal Percentage
(Minimum 10 Attempts)
1. .733 vs. Utah (11-15), 12/21/06
2. .714 vs. Army (10-14), 12/12/95
3. .700 vs. Tulane (7-10), 12/5/89
4. .692 vs. Saint Louis (9-13), 12/22/90
5. .667 vs. W. Carolina (10-15), 12/18/99
6. .647 vs. Miss. Valley St. (11-17), 12/2/00
7. .636 vs. Morgan State (7-11), 12/21/90
   .636 vs. Michigan (7-11), 1/17/91
   .636 vs. Iowa (7-11), 1/16/88
10. .632 vs. Georgia Tech (12-19), 11/30/10

Free Throws
1. 40 vs. Detroit, 12/29/56
2. 39 vs. Northeastern, 12/14/91
3. 38 vs. Wisconsin, 3/6/93
4. 37 vs. Michigan State, 1/10/70
5. 35 vs. Creighton, 12/27/91
   35 vs. Iowa, 1/30/71
   35 vs. Ohio State, 2/25/67
   35 vs. Western Michigan, 12/6/52

Free Throw Attempts
1. 56 vs. Detroit, 12/29/56
2. 51 vs. Illinois, 2/5/55
3. 48 vs. Wisconsin, 3/6/93
4. 48 vs. Indiana, 3/2/53
   48 vs. Northern Illinois, 11/13/09
6. 46 vs. Chicago, 11/26/88
   46 vs. Purdue, 2/20/54
   46 vs. Indiana, 2/16/52
9. 45 vs. Penn State, 3/1/03

Free Throw Percentage
(Minimum 15 attempts)
1. 1.000 vs. Michigan St. (24-24), 1/27/77
2. 1.000 vs. Minnesota (23-23), 2/20/86
3. 1.000 vs. No. Kentucky (18-18), 12/27/14
4. 1.000 vs. No. Illinois (16-16), 11/31/81
   1.000 vs. Ohio State (16-16), 2/2/74
6. 1.000 at Illinois (15-15), 2/26/92
7. .958 vs. Saint Peter's (23-24), 11/13/17
8. .957 vs. Illinois (22-23), 3/14/03
9. .952 vs. Wisconsin (20-21), 2/24/79
   .952 vs. Michigan St. (20-21), 1/10/70

Assists
1. 33 vs. Rutgers, 2/27/16
2. 32 vs. Benedictine (Ill.), 11/20/07
3. 30 vs. Sacred Heart, 12/21/15
   30 vs. Mississippi Valley St., 12/2/11
   30 vs. Troy State, 12/2/97
6. 29 vs. Iowa, 1/15/17
7. 27 at Boston College, 3/19/11
   27 vs. Northwestern State, 12/31/06
   27 vs. Holy Cross, 12/20/93
   27 vs. Tulane, 12/5/89
   27 vs. Michigan, 1/26/80
   27 vs. Wisconsin, 2/19/77
   27 vs. Ohio, 12/1/73

Rebounds
1. 72 vs. Western Illinois, 12/18/72
   72 vs. Ball State, 12/5/66
3. 71 vs. Valparaiso, 12/19/70
   71 vs. Tulane, 12/18/65
5. 68 vs. Indiana, 2/18/67

Steals
1. 22 vs. Penn State, 3/11/04
   22 vs. Chicago, 11/27/93
3. 18 vs. Howard, 12/20/07
   18 vs. Florida International, 12/1/90
5. 17 vs. Savannah State, 12/1/07
   17 vs. Penn State, 2/19/05
   17 at Minnesota, 2/9/05
   17 vs. Iowa, 1/12/84
   17 vs. Rice, 12/2/78
10. 15 (six times)

Blocked Shots
1. 15 at Rutgers, 1/12/17
2. 12 vs. Loyola (Md.), 11/10/17
   12 vs. IUPUI, 12/20/16
   12 vs. Iowa, 2/15/15 (OT)
   12 vs. Purdue, 2/2/13
6. 11 vs. SIU Edwardsville, 12/5/15
   11 vs. Loras, 11/26/84
8. 10 vs. Miami (Ohio), 11/25/14
   10 vs. Purdue, 1/21/14 (2OT)
   10 vs. Indiana, 1/9/11
   10 vs. UMKC, 12/15/08
   10 vs. Purdue, 1/8/66

TEAM SEASON RECORDS

Wins
1. 24—2017
2. 20—2016
   20—2011
   20—2010
5. 19—2012
6. 18—1983
7. 17—2009
8. 16—2002
   16—1931

Winning Pct.
1. .941—1931 (16-1)
2. .789—1933 (15-4)
3. .778—1913 (14-4)
4. .750—1946 (15-5)
5. .737—1916 (14-5)

Points
1. 2,558—2017
2. 2,441—2011
3. 2,351—2010
4. 2,304—2016
5. 2,286—2012
6. 2,203—2018
7. 2,189—1990
8. 2,174—1994
9. 2,080—1989
10. 2,009—1967

Points Per Game Avg.
1. 91.3—1967
2. 82.8—1970
3. 81.6—1971
4. 80.5—1959
5. 79.5—1955
6. 78.2—1990
7. 78.0—1969
8. 77.0—1964
9. 76.9—1968
10. 76.8—1958

Scoring Defense
1. 52.7—1948
2. 55.5—1949
3. 56.8—1984
4. 57.1—1999
5. 58.5—2006
6. 58.7—2007
7. 59.1—2002
8. 59.8—1950
9. 60.1—1983
10. 60.5—2009

Field Goals
1. 913—2017
2. 853—2011
3. 837—2016
4. 825—1990
5. 814—1989
6. 801—1976
7. 790—2012
8. 789—2010
9. 773—2018
10. 771—1994

Field Goal Att.
1. 2,092—2017
2. 1,897—2011
3. 1,860—2016
4. 1,850—1973
5. 1,838—1965
6. 1,820—2010
7. 1,813—2018
8. 1,810—1978
9. 1,776—1977
10. 1,754—2012

Field Goal Pct.
1. .486—1989
2. .475—1990
3. .474—1998
4. .468—1994
   .468—1991
6. .463—1976
7. .460—1984
   .460—1983
9. .458—1988
10. .457—1992

3-Point Field Goals
1. 319—2011
2. 317—2010
3. 297—2012
4. 278—2016
5. 255—2018
   255—2017
   255—2009
8. 246—2008
9. 242—2013
10. 228—2015

3-Point Field Goal Att.
1. 887—2010
2. 858—2011
3. 776—2016
4. 771—2012
5. 745—2017
6. 720—2018
7. 710—2013
8. 708—2014
9. 671—2008
10. 661—2009

3-Point Field Goal Pct.
1. .446—1990
2. .434—1991
3. .391—1988
4. .386—2009
5. .385—2012
6. .383—1989
7. .379—1998
8. .378—1994
9. .375—1999
10. .372—2011

Free Throws
1. 541—1970
2. 535—1971
3. 499—1953
4. 497—1992
5. 489—1955
6. 477—2017
7. 475—1967
   475—1954
8. 471—1966
10. 470—1991

Free Throw Att.
1. 775—1953
2. 774—1955
3. 745—1954
4. 737—1971
5. 728—1970
6. 710—1956
7. 685—1966
8. 665—1968
9. 661—1969
10. 658—1965

Free Throw Pct.
1. .768—1991
2. .763—1992
3. .748—2017
4. .747—2018
5. .745—1980
6. .744—1976
7. .743—1970
8. .732—2015
9. .731—1994
10. .730—2011

Rebounds
1. 1,398—1965
2. 1,304—2017
3. 1,268—1966
4. 1,228—1959
5. 1,217—1973
6. 1,203—1968
7. 1,193—1964
8. 1,178—1969
   1,178—1967
10. 1,166—2016

Rebound Avg.
1. 58.2—1965
2. 56.8—1964
3. 55.8—1959
4. 53.5—1967
5. 52.8—1966
6. 52.7—1957
7. 52.3—1968
8. 50.9—1955
9. 50.7—1973
10. 49.2—1960

Rebound Margin
1. +8.3—1955
2. +6.2—1965
3. +6.2—1998
4. +5.1—1966
5. +5.0—1968
6. +3.5—1964
7. +3.4—1959
8. +3.3—1951
9. +2.5—1982
10. +2.2—1969

Assists
1. 568—2011
2. 565—2010
3. 541—2017
4. 527—2016
5. 516—1994
6. 512—2012
7. 492—2008
8. 474—2005
9. 472—2009
10. 467—2013
    467—2007

Steals
1. 261—2007
2. 240—2008
3. 238—2004
4. 231—2005
5. 227—2011
6. 225—2009
   225—2006
   225—1990
9. 222—1993
10. 221—2010

Blocked Shots
1. 175—2017
2. 136—2018
3. 133—2010
4. 126—2015
5. 124—2012
6. 121—2016
   121—2014
8. 108—2011
8. 107—1999
10. 102—2013

SCORING

Year	Player	Pos.	GP	FG	FT	3FG	Pts.	Avg.
1948	Bill Sticklen	F	20	106	78	—	290	14.5
1949	Ray Ragelis	F	21	99	66	—	264	12.6
1950	Ray Ragelis	F	22	133	72	—	338	15.4
1951	Ray Ragelis	F	22	146	129	—	421	19.1
1952	Frank Petrancek	C	22	120	73	—	313	14.2
1953	Larry Kurka	F	22	109	55	—	273	12.4
1954	Frank Ehmann	F	21	140	103	—	383	18.2
1955	Frank Ehmann	F	21	175	151	—	501	23.9
1956	Dick Mast	G	22	180	103	—	463	21.0
1957	Joe Ruklick	C	22	141	114	—	396	18.0
1958	Joe Ruklick	C	22	161	92	—	414	18.2
1959	Joe Ruklick	C	22	183	139	—	505	23.0
1960	Willie Jones	F/C	23	146	109	—	410	17.5
1961	Ralph Wells	G	22	115	79	—	309	14.0
1962	Ralph Wells	G	23	112	88	—	312	13.6
1963	Rich Falk	G	24	146	80	—	372	15.5
1964	Rich Falk	G	21	204	81	—	489	23.3
1965	Jim Burns	G	24	167	77	—	411	17.1
1966	Jim Burns	G	24	178	129	—	485	20.2
1967	Jim Burns	G	22	177	118	—	472	21.5
1968	Dale Kelley	G	19	112	88	—	312	16.4
1969	Dale Kelley	G	23	163	90	—	416	18.1
1970	Dale Kelley	G	24	209	164	—	582	24.3
1971	Barry Moran	F	24	146	128	—	420	17.5
1972	Mark Sibley	G	23	128	68	—	324	14.0
1973	Mark Sibley	G	24	184	93	—	461	19.2
1974	Billy McKinney	G	24	165	48	—	378	15.8
1975	Billy McKinney	G	26	199	75	—	473	18.2
1976	Billy McKinney	G	27	199	135	—	533	19.8
1977	Billy McKinney	G	25	205	106	—	516	20.6
1978	Tony Allen	F	26	160	73	—	393	15.1
1979	Rod Roberson	G	27	109	64	—	282	10.4
1980	Jim Stack	F	27	144	60	—	348	12.9
1981	Rod Roberson	G	27	173	118	—	464	17.2
1982	Jim Stack	F	27	158	85	—	401	14.9
1983	Jim Stack	F	30	173	95	6	447	14.9
1984	Art Aaron	G/F	27	187	83	—	457	16.9
1985	Andre Goode	F	28	157	38	—	352	12.6
1986	Shon Morris	F/C	27	153	126	—	432	16.0
1987	Shon Morris	F/C	28	140	96	3	379	13.5
1988	Shon Morris	F/C	28	155	104	9	423	15.1
1989	Walker Lambiotte	F	27	207	64	8	486	18.0
1990	Rex Walters	G	28	181	77	53	492	17.6
1991	Todd Leslie	G	28	132	63	65	392	14.0
1992	Cedric Neloms	F	28	132	135	3	402	14.4
1993	Cedric Neloms	F	26	155	120	8	438	16.8
1994	Kevin Rankin	C	29	163	107	10	443	15.3
1995	Cedric Neloms	F	26	113	125	4	335	13.7
1996	Geno Carlisle	G	27	170	119	73	532	19.7
1997	Evan Eschmeyer	C	29	147	116	0	410	14.1
1998	Evan Eschmeyer	C	27	200	328	0	585	21.7
1999	Evan Eschmeyer	C	29	180	208	0	568	19.6
2000	Ben Johnson	G	30	118	76	37	349	11.6
2001	Winston Blake	G/F	30	121	33	83	358	11.9
2002	Winston Blake	G/F	29	126	72	69	393	13.6
2003	Jitim Young	G	29	140	86	23	389	13.4
2004	Jitim Young	G	29	182	123	32	519	17.9
2005	Vedran Vukusic	F	31	189	75	67	520	16.8
2006	Vedran Vukusic	F	28	191	88	63	533	19.0
2007	Kevin Coble	F	29	156	31	45	388	13.4
2008	Kevin Coble	F	21	130	39	35	334	15.9
2009	Kevin Coble	F	31	179	76	47	481	15.5
2010	John Shurna	F	34	217	107	78	619	18.2
2011	John Shurna	F	32	176	104	75	531	16.6
2012	John Shurna	F	33	228	110	95	661	20.0
2013	Reggie Hearn	G	30	128	108	38	402	13.4
2014	Drew Crawford	G/F	32	169	114	50	502	15.7
2015	Tre Demps	G	32	149	48	55	401	12.5
2016	Tre Demps	G	32	189	51	72	501	15.7
2017	Bryant McIntosh	G	36	199	42	94	534	14.8
2018	Scottie Lindsey	G	32	169	79	68	485	15.2



SHON MORRIS



ART AARON

REBOUNDING

Year	Player	Pos.	GP	Reb.	Avg.
1951	Ray Ragelis	F	22	245	11.1
1952	Frank Petrancek	C	22	208	9.5
1953	John Biever	G	22	142	6.4
1954	Hal Grant	C	22	147	6.7
1955	Hal Grant	F	22	236	10.7
1956	Bill Schulz	C	22	208	9.5
1957	Joe Ruklick	C	22	275	12.5
1958	Joe Ruklick	C	22	306	13.9
1959	Joe Ruklick	C	22	287	13.0
1960	Chuck Brandt	F/C	23	202	8.8
1961	Brad Snyder	F	22	220	10.0
1962	Phil Keeley	F	21	149	7.1
1963	Phil Keeley	F	24	178	7.4
1964	Jim Pitts	C	16	211	13.2
1965	Jim Pitts	C	20	268	13.4
1966	Jim Pitts	C	24	321	13.4
1967	Mike Weaver	F	22	229	10.4
1968	Don Adams	G/F	23	256	11.1
1969	Don Adams	F	24	268	11.2
1970	Don Adams	F	24	249	10.4
1971	Barry Moran	F	24	248	10.3
1972	Barry Hentz	C	23	182	7.9
1973	Greg Wells	F/C	24	220	9.2
1974	Bryan Ashbaugh	F/C	24	235	9.8
1975	James Wallace	C	26	182	7.0
1976	James Wallace	C	25	168	6.7
1977	Bob Svete	F	25	135	5.4
1978	Mike Campbell	F	27	184	6.8
1979	Bob Klaas	C	27	136	5.0
1980	Mike Campbell	F	27	162	6.0
1981	Jim Stack	F	26	172	6.6
1982	Bob Grady	C	27	171	6.3
1983	Andre Goode	F	30	200	6.7
1984	Andre Goode	F	28	159	5.7
1985	John Peterson	F	28	165	5.9
1986	Shon Morris	F/C	27	203	7.5
1987	Shon Morris	F/C	28	229	8.2
1988	Shon Morris	F/C	28	196	7.0
1989	Brian Schwabe	F	28	171	6.1
1990	Brian Schwabe	C	27	176	6.5
1991	Kevin Rankin	F/C	28	206	7.4
1992	Kevin Rankin	F/C	28	214	7.6
1993	Kevin Rankin	C	27	226	8.4
1994	Kevin Rankin	C	29	239	8.2
1995	Brian Chamberlain	F	27	154	5.7
1996	Evan Eschmeyer	C	27	178	6.6
1997	Evan Eschmeyer	C	29	235	8.1
1998	Evan Eschmeyer	C	27	290	10.7
1999	Evan Eschmeyer	C	29	292	10.1
2000	Tavaras Hardy	F	30	171	5.7
2001	Tavaras Hardy	F	30	171	5.7
2002	Tavaras Hardy	F	29	185	6.4
2003	Jitim Young	G	29	148	5.1
2004	Jitim Young	G	29	174	6.0
2005	Mohamed Hachad	G	31	136	4.4
2006	Mohamed Hachad	G	26	129	5.0
2007	Kevin Coble	F	29	152	5.2
2008	Kevin Coble	F	21	114	5.4
2009	Kevin Coble	F	31	148	4.8
2010	John Shurna	F	34	216	6.4
2011	Luka Mirkovic	C	34	177	5.2
2012	John Shurna	F	33	178	5.4
2013	Jared Swopshire	F	24	160	6.7
2014	Drew Crawford	G/F	32	205	6.4
2015	Alex Olah	C	32	220	6.9
2016	Alex Olah	C	26	145	5.6
2017	Dererk Pardon	C	28	225	8.0
2018	Dererk Pardon	C	32	227	7.1

FIELD GOAL PERCENTAGE

Year	Player	Pos.	GP	FG	FGA	Pct.
1948	Chet Strumillo	G	20	25	79	.316
1949	Jake Fendley	F	21	54	161	.336
1950	Bob Hughes	G	20	64	134	.478
1951	Ray Ragelis	F	22	146	354	.412
1952	Frank Petrancek	C	22	120	204	.588
1953	Hal Grant	C	22	80	203	.394
1954	Hal Grant	C	22	121	285	.425
1955	Dick Mast	G	22	110	257	.427
1956	Jay Hook	G	21	80	219	.365
1957	Phil Warren	F	22	97	235	.413
1958	Joe Ruklick	C	22	161	347	.464
1959	Nick Mantis	G	22	139	302	.461
1960	William North	C	22	45	94	.479
1961	Bill Gibbs	G	18	40	93	.430
1962	Rich Falk	G	23	59	136	.434
1963	Rich Falk	G	24	146	309	.473
1964	Rich Falk	G	21	204	452	.451
1965	Jim Pitts	C	24	83	171	.485
1966	Mike Weaver	F	24	102	208	.490
1967	Mike Weaver	F	22	124	261	.475
1968	Jim Sarno	C	21	77	161	.478
1969	Jim Sarno	C	22	86	176	.489
1970	Mike Reeves	G/F	12	50	101	.495
1971	Barry Hentz	C	23	103	218	.472
1972	Mark Sibley	G	23	128	283	.452
1973	Greg Wells	F/C	24	108	231	.468
1974	Bryan Ashbaugh	F/C	24	147	309	.476
1975	James Wallace	C	26	83	170	.488
1976	Bob Svete	F	27	107	215	.498
1977	Tony Allen	F	27	126	272	.463
1978	Pete Boesen	F	26	97	206	.470
1979	Brian Jung	C	27	77	160	.481
1980	Rod Roberson	C	27	141	265	.532
1981	Paul Schultz	F	27	51	91	.560
1982	Bob Grady	C	27	101	196	.515
1983	Andre Goode	F	30	120	254	.472
1984	Paul Schultz	C	28	83	152	.546
1985	Shawn Watts	G	28	82	181	.453
1986	Shon Morris	F/C	27	153	297	.515
1987	Shon Morris	F/C	28	140	289	.484
1988	Brian Schwabe	F	28	132	244	.541
1989	Brian Schwabe	F	28	143	268	.534
	Walker Lambiotte	F	27	207	388	.534
1990	Kevin Nixon	F	22	65	129	.504
1991	Kevin Rankin	F/C	28	110	218	.505
1992	Charles Howell	C	27	71	136	.522
1993	Kevin Rankin	C	27	147	281	.523
1994	Cedric Neloms	F	29	112	215	.521
1995	Brian Chamberlain	F	27	63	145	.434
1996	Evan Eschmeyer	C	27	94	168	.560
1997	Evan Eschmeyer	C	29	147	220	.613
1998	Evan Eschmeyer	C	27	200	328	.610
1999	Evan Eschmeyer	C	29	180	308	.584
2000	Aaron Jennings	C	29	60	131	.458
2001	Tavaras Hardy	F/C	30	110	238	.462
2002	Tavaras Hardy	F/C	29	128	280	.457
2003	Jitim Young	G	29	140	288	.486
2004	Jitim Young	G	29	182	341	.534
2005	Mohamed Hachad	G	31	108	225	.480
2006	Mohamed Hachad	G	26	119	214	.556
2007	Kevin Coble	F	29	156	316	.494
2008	Jeff Ryan	F	22	50	87	.575
2009	Kevin Coble	F	31	179	379	.472
2010	Luka Mirkovic	C	34	91	189	.481
2011	Luka Mirkovic	C	34	95	185	.514
2012	Reggie Hearn	G	33	86	177	.486
2013	Jared Swopshire	F	24	79	175	.451
2014	Alex Olah	C	33	112	220	.509
2015	Sanjay Lumpkin	G/F	32	50	95	.526
2016	Alex Olah	C	26	116	221	.525
2017	Dererk Pardon	C	28	102	167	.611
2018	Dererk Pardon	C	32	143	231	.619

FREE THROW PERCENTAGE

(Minimum 2.0 attempts per game played)

Year	Player	Pos.	GP	FT	FTA	Pct.
1948	Bill Sticklen	F	20	78	89	.876
1949	Bill Sticklen	F	21	59	86	.685
1950	Jake Fendley	F	22	60	83	.723
1951	Bernie Brady	F	21	31	44	.704
1952	John Biever	G	22	64	88	.727
1953	John Biever	G	22	102	136	.750
1954	Larry Kurka	G	22	62	83	.748
1955	Walt Stoeppelwerth	G	22	64	82	.780
1956	Jay Hook	G	21	65	92	.707
1957	Joe Ruklick	C	22	114	151	.755
1958	Joe Ruklick	C	22	92	137	.672
1959	Phil Warren	F	17	37	51	.725
1960	Willie Jones	F/C	23	109	148	.737
1961	Bill Cacciatore	G	21	67	82	.817
1962	Bill Cacciatore	G	22	57	71	.803
1963	Bill Gibbs	G	23	74	85	.871
1964	Rich Falk	G	21	81	106	.764
1965	Ron Kozlicki	F	23	63	77	.818
1966	Mike Weaver	F	24	83	104	.798
1967	Mike Weaver	F	22	88	108	.815
1968	Terry Gamber	G	23	116	145	.800
1969	Dan Davis	F	24	82	93	.882
1970	Dale Kelley	G	24	164	212	.774
1971	Ron Shoger	G	24	143	171	.836
1972	Mark Sibley	G	23	68	85	.800
1973	Mark Sibley	G	24	93	118	.788
1974	Brad Cartwright	F	22	39	45	.867
1975	Willie Williams	F	26	55	63	.873
1976	Billy McKinney	G	27	135	163	.828
1977	Billy McKinney	G	25	106	136	.779
1978	Jerry Marifke	G	27	86	102	.843
1979	Jerry Marifke	G	24	63	71	.887
1980	Brian Gibson	G	27	69	79	.873
1981	Jim Stack	F	26	81	90	.900
1982	Jim Stack	F	27	85	102	.833
1983	Jim Stack	F	30	95	116	.819
1984	Art Aaron	G/F	27	83	120	.692
1985	John Peterson	F	28	49	60	.817
1986	Shon Morris	F/C	27	126	157	.803
1987	Shon Morris	F/C	28	96	120	.800
1988	Jeff Grose	G	28	74	87	.851
1989	Brian Schwabe	F	28	76	103	.738
1990	Rex Walters	G	28	77	97	.794
1991	Charles Howell	C	28	114	132	.864
1992	Kevin Rankin	F/C	28	133	160	.831
1993	Patrick Baldwin	G	25	66	75	.880
1994	Todd Leslie	G	29	62	77	.805
1995	Geno Carlisle	G	26	68	90	.756
1996	Geno Carlisle	G	27	119	154	.773
1997	Jevon Johnson	G	29	63	87	.724
1998	Napoleon Harris	G	18	31	48	.646
1999	Evan Eschmeyer	C	29	208	273	.762
2000	Ben Johnson	G	30	76	91	.835
2001	Ben Johnson	G	30	50	64	.781
2002	Winston Blake	G/F	29	72	90	.800
2003	Aaron Jennings	C	29	60	76	.789
2004	Vedran Vukusic	F	28	65	85	.765
	T.J. Parker	G	29	52	68	.765
2005	Vedran Vukusic	F	31	75	98	.765
2006	Vedran Vukusic	F	28	88	112	.786
2007	Tim Doyle	G/F	31	88	119	.739
2008	Kevin Coble	F	21	39	48	.813
2009	Craig Moore	G	31	50	63	.794
2010	Michael Thompson	G	34	92	111	.829
2011	Michael Thompson	G	34	80	97	.825
2012	John Shurna	F	33	110	146	.753
2013	Reggie Hearn	G	30	108	147	.735
2014	Drew Crawford	G/F	32	114	146	.781
2015	Bryant McIntosh	G	32	58	68	.853
2016	Bryant McIntosh	G	32	70	85	.824
2017	Bryant McIntosh	G	36	94	108	.870
2018	Bryant McIntosh	G	29	49	58	.845

THREE-POINT FG PERCENTAGE

(Minimum 1.0 made per game played)

Year	Player	Pos.	GP	3FG	3FGA	Pct.
1987	Jeff Grose	G	27	25	55	.455
1988	Phil Styles	G	28	30	65	.462
1989	Rob Ross	G	27	21	40	.525
1990	Rex Walters	G	28	53	112	.473
1991	Todd Leslie	G	28	65	127	.512
1992	Todd Leslie	G	28	50	117	.427
1993	Patrick Baldwin	G	25	18	70	.257
1994	Todd Leslie	G	29	77	185	.416
1995	Geno Carlisle	G	26	30	84	.357
1996	Geno Carlisle	G	27	73	197	.371
1997	Julian Bonner	G	29	33	92	.359
1998	Sean Wink	G	27	86	188	.457
1999	Steve Lepore	G	28	52	133	.391
2000	Steve Lepore	G	30	66	179	.369
2001	Winston Blake	G/F	30	83	221	.383
2002	Winston Blake	G/F	29	69	187	.369
2003	T.J. Parker	G	29	41	106	.387
2004	Vedran Vukusic	F	28	59	154	.383
2005	Vedran Vukusic	F	31	67	186	.360
2006	Vedran Vukusic	F	28	63	175	.360
2007	Kevin Coble	F	29	45	116	.388
2008	Michael Thompson	G	30	45	104	.433
2009	Michael Thompson	G	31	48	115	.417
2010	Michael Thompson	G	34	88	214	.411
2011	John Shurna	F	34	75	173	.434
2012	John Shurna	F	33	95	216	.440
2013	Kale Abrahamson	F	32	34	97	.351
2014	JerShon Cobb	G	25	38	108	.352
2015	Bryant McIntosh	G	32	40	110	.364
2016	Scottie Lindsey	G	31	38	93	.409
2017	Nathan Taphorn	F	35	39	83	.470
2018	Vic Law	F	27	51	133	.383



JIM STACK

ASSISTS

Year	Player	Pos.	GP	Assists
1971	Mark Sibley	G	24	64
1972	Mark Sibley	G	23	60
1973	Kevin Kachan	G	24	68
1974	Bryan Ashbaugh	F/C	24	54
1975	Tim Teasley	G	24	42
1976	Billy McKinney	G	27	95
1977	Billy McKinney	G	25	66
1978	Jerry Marifke	G	27	68
1979	Jerry Marifke	G	24	88
1980	Brian Gibson	G	27	85
1981	Michael Jenkins	G	24	83
1982	Michael Jenkins	G	27	73
1983	Michael Jenkins	G	30	133
1984	Shawn Watts	G	28	98
1985	Shawn Watts	G	28	106
1986	Shawn Watts	G	25	68
1987	Shawn Watts	G	28	107
1988	Phil Styles	G	28	90
1989	Rob Ross	G	27	87
1990	Rex Walters	G	28	125
1991	Patrick Baldwin	G	28	106
1992	Kip Kirkpatrick	G	28	67
1993	Patrick Baldwin	G	25	136
1994	Patrick Baldwin	G	29	154
1995	Geno Carlisle	G	26	101
1996	Jevon Johnson	G	27	84
1997	Jevon Johnson	G	29	84
1998	Julian Bonner	G	27	111
1999	Julian Bonner	G	29	78
2000	Ben Johnson	G	30	73
2001	Collier Drayton	G	30	101
2002	Collier Drayton	G	28	101
2003	Jason Burke	G	29	79
2004	T.J. Parker	G	29	115
2005	Davor Duvancic	C	30	81
2006	Tim Doyle	G/F	29	110
2007	Tim Doyle	G/F	31	157
2008	Michael Thompson	G	30	128
2009	Michael Thompson	G	31	114
2010	Michael Thompson	G	34	139
2011	Michael Thompson	G	34	147
2012	Dave Sobolewski	G	33	121
2013	Dave Sobolewski	G	32	127
2014	Tre Demps	G	33	73
2015	Bryant McIntosh	G	32	150
2016	Bryant McIntosh	G	32	213
2017	Bryant McIntosh	G	36	188
2018	Bryant McIntosh	G	29	149

STEALS

Year	Player	Pos.	GP	Steals
1979	Rod Roberson	G	27	41
1980	Brian Gibson	G	27	37
1981	Rod Roberson	G	27	37
1982	Gaddis Rathel	G	27	21
1983	Art Aaron	F	30	47
1984	Art Aaron	G/F	28	67
1985	Shawn Watts	G	28	45
1986	Shawn Watts	G	25	33
1987	Shawn Watts	G	28	55
1988	Shon Morris	F/C	28	40
1989	Walker Lambiotte	F	27	37
1990	Walker Lambiotte	F	27	48
1991	Patrick Baldwin	G	28	90
1992	Patrick Baldwin	G	14	49
1993	Patrick Baldwin	G	25	74
1994	Patrick Baldwin	G	29	59
1995	Brian Chamberlain	F	27	19
1996	Jevon Johnson	G	27	32
1997	Jevon Johnson	G	29	36
1998	Julian Bonner	G	27	29
1999	Julian Bonner	G	29	26
2000	Ben Johnson	G	30	24
	Tavaras Hardy	F	30	24
2001	Collier Drayton	G	30	48
2002	Jitim Young	G	29	55
2003	Jitim Young	G	29	47
2004	Jitim Young	G	29	66
2005	T.J. Parker	G	30	45
2006	Mohamed Hachad	G	26	42
2007	Tim Doyle	G/F	31	53
2008	Craig Moore	G	30	55
2009	Craig Moore	G	31	41
	Kevin Coble	F	31	41
2010	Jeremy Nash	G	34	58
2011	Michael Thompson	G	34	49
2012	John Shurna	F	33	41
2013	Reggie Hearn	G	30	35
2014	Sanjay Lumpkin	G/F	33	37
2015	Sanjay Lumpkin	G/F	32	21
	Vic Law	F	32	21
2016	Bryant McIntosh	G	32	31
2017	Vic Law	F	36	38
2018	Vic Law	F	27	29

BLOCKED SHOTS

Year	Player	Pos.	GP	Blks
1979	Mike Campbell	F	27	13
1980	Mike Campbell	F	27	20
1981	Bob Grady	C	15	10
1982	Andre Goode	F	27	24
1983	Andre Goode	F/C	30	22
1984	Art Aaron	G/F	28	23
1985	Andre Goode	F	28	20
1986	Brian Pitts	C	11	7
	Shon Morris	F/C	27	7
	Brian Schwabe	F	27	7
1987	Brian Pitts	C	16	40
1988	Brian Schwabe	F	28	15
1989	Lucis Reece	F	28	9
	Bryan Ross	C	22	9
	Phil Styles	G	28	9
1990	Walker Lambiotte	F	27	9
1991	Kevin Rankin	F/C	28	21
1992	Kevin Rankin	F/C	28	45
1993	Kevin Rankin	C	27	28
1994	Kevin Rankin	C	29	39
1995	Dan Kreft	C	26	21
1996	Evan Eschmeyer	C	27	26
1997	Evan Eschmeyer	C	29	34
1998	Evan Eschmeyer	C	27	24
1999	Evan Eschmeyer	C	29	48
2000	Tavaras Hardy	F	30	24
2001	Tavaras Hardy	F	30	29
2002	Tavaras Hardy	F	29	30
2003	Aaron Jennings	C	29	36
2004	Vedran Vukusic	F	29	16
2005	Vedran Vukusic	F	31	23
2006	Vince Scott	C	29	20
2007	Vince Scott	C	31	32
2008	Jeff Ryan	G/F	22	11
2009	Kevin Coble	F	31	19
2010	John Shurna	F	34	32
2011	John Shurna	F	32	31
2012	John Shurna	F	33	55
2013	Alex Olah	C	31	28
2014	Alex Olah	C	33	58
2015	Alex Olah	C	32	59
2016	Alex Olah	C	26	36
2017	Dererk Pardon	C	28	50
2018	Dererk Pardon	C	32	56



In 2007, **TIM DOYLE** became the first NU player to record at least 350 points, 150 assists, 100 rebounds and 50 steals in the same season.



VEDRAN VUKUSIC

WELSH-RYAN ARENA RECORDS (SINCE 1983-84 SEASON)

TEAM

Points in a Game
108, NU vs. Tulane, 12/5/89

Points in a Half
62, Indiana vs. NU (2nd), 2/7/91
59, NU vs. Mississippi Valley State (1st), 12/2/11

Most Points in Overtime
20, NU vs. Minnesota, 2/14/10

Most Points in a Game—Both Teams
190, NU vs. Michigan, 3/12/94

Fewest Points in a Game—Both Teams
76, NU vs. Notre Dame, 12/7/83

Fewest Points in a Game
30, NU vs. Illinois, 2/19/00
30, Oakland vs. NU, 11/21/98

Fewest Points in a Half
6, NU (1st) vs. Illinois, 2/19/00

Winning Margin
56, NU vs. Chicago, 11/26/88

Field Goals Made
43, NU vs. Tulane, 12/5/89

Field Goals Attempted
83, NU vs. Illinois Wesleyan, 11/28/88

Field Goal Percentage
.681, Loyola vs. NU, 12/15/90
.676, NU vs. Army, 12/12/95

Three-Point Field Goals
20, NU vs. Miss. Valley St., 12/2/11
20, NU vs. N.Carolina A&T, 12/13/09

Three-Point Field Goal Attempts
47, NU vs. N.Carolina A&T, 12/13/09

Three-Point Field Goal Percentage
(Min. 10 attempts)
.750, Iowa vs. NU, 3/5/87
.700, NU vs. Tulane, 12/5/89

Free Throws
41, Duke vs. NU, 12/2/89
39, NU vs. Northeastern, 12/14/92

Free Throw Attempts
53, Duke vs. NU, 12/2/89
48, NU vs. No. Illinois, 11/13/10
48, NU vs. Wisconsin, 3/6/93

Free Throw Percentage
(Min. 15 attempts)
.944, NU vs. Chicago (17-18), 11/27/93

Rebounds
61, NU vs. Illinois Wesleyan, 11/28/88

Personal Fouls
34, NU vs. Duke, 12/2/89

Assists
33, NU vs. Rutgers, 2/27/16

Steals
22, NU vs. Chicago, 12/1/92

Blocked Shots
14, Purdue vs. NU, 1/15/09
12, NU vs. IUPUI, 12/20/16
12, NU vs. Bryant, 11/25/16
12, NU vs. Iowa, 2/15/15
12, NU vs. Purdue, 2/2/13

Fewest Turnovers
3, NU vs. Michigan State, 2/6/02
3, Wisconsin vs. NU, 1/23/11
3, Illinois vs. NU, 1/10/98
3, Illinois vs. NU, 1/14/15

Overtime Periods
3, NU vs. Michigan, 1/26/80

NOTE: Northwestern high in italics if not the Welsh-Ryan Arena record.

INDIVIDUAL

Points
Kevin Coble vs. Indiana, 2/23/08 37
Evan Eschmeyer vs. Penn State, 2/8/98 37

Field Goals
Juwan Howard (Michigan) vs. NU, 3/12/94 14
Glenn Robinson (Purdue) vs. NU, 1/5/94 14
Geno Carlisle vs. Penn State, 1/13/96 13
Walker Lambiotte vs. UW-Green Bay, 11/28/90 13

Field Goals Attempted
Glenn Robinson (Purdue) vs. NU, 1/5/94 30
Geno Carlisle vs. Wisconsin, 1/20/96 27

Field Goal Percentage
(Min. 10 attempts)
Evan Eschmeyer vs. DePaul (12-13), 12/6/97 ..... .923

Three-Point Field Goals
John Shurna vs. Eastern Illinois, 12/18/11 9
Roderick Wilmont (Indiana) vs. NU, 2/28/07 9

Three-Point Field Goal Attempts
Shaheen Holloway (Seton Hall) vs. NU, 12/13/97 14
Jermaine Watts (DePaul) vs. NU, 12/6/97 14
Geno Carlisle vs. Wisconsin, 1/20/96 14
Geno Carlisle vs. Brown, 1/2/96 14

Three-Point Field Goal Percentage
(Minimum 5 attempts)
Jim Cantamessa (Siena) vs. NU (5-5), 11/22/97 ..... 1.000
Scottie Lindsey vs. New Orleans (6-7), 11/28/15 ..... .867

Free Throws Made
Evan Eschmeyer vs. Minnesota, 2/28/99 17
Evan Eschmeyer vs. Penn State, 2/8/98 17

Free Throws Attempted
Evan Eschmeyer vs. Penn State, 2/8/98 22
Evan Eschmeyer vs. Minnesota, 1/7/98 22

Free Throw Percentage
(Minimum 10 attempts)
Ben Johnson vs. Pepperdine (11-11), 1/8/00 ..... 1.000

Rebounds
Dererk Pardon vs. Nebraska, 1/26/17 22

Assists
Patrick Baldwin vs. Youngstown State, 12/15/93 14

Steals
Patrick Baldwin vs. Oakland, 11/27/90 9

Blocked Shots
Lorenzo Coleman (Tennessee Tech) vs. NU, 11/30/96 8
Aaron Jennings vs. New Hampshire, 11/25/02 7
Evan Eschmeyer vs. Purdue, 1/27/99 7

NORTHWESTERN BIG TEN TOURNAMENT GAME RECORDS

TEAM

Points
Game: 83 ..... 3/9/17 vs. Rutgers
First Half: 42 ..... 3/9/17 vs. Rutgers
Second Half: 46 ..... 3/11/10 vs. Indiana
46 ..... 3/13/03 vs. Minnesota

Points Allowed
Most: 94 ..... 3/14/03 vs. Illinois
Fewest: 44 ..... 3/4/99 vs. Penn State

Field Goals Made 30 ..... 3/9/17 vs. Rutgers

Field Goals Attempted 66 ..... 3/11/04 vs. Penn State

Field Goal Percentage .600 (30-50) ..... 3/9/17 vs. Rutgers

3-Pt. Field Goals Made 11 ..... 3/13/14 vs. Iowa
11 ..... 3/8/12 vs. Minnesota
11 ..... 3/8/07 vs. Minnesota

3-Pt. Field Goals Att. 31 ..... 3/10/11 vs. Minnesota
31 ..... 3/11/10 vs. Indiana
31 ..... 3/9/06 vs. Penn State

3-Pt. Field Goal Percentage (min. 10 attempts)
.500 (9-18) ..... 3/13/08 vs. Minnesota
(best is .667 (6-9) on 3/5/99 vs. Michigan State)

Free Throws Made 22 ..... 3/14/03 vs. Illinois

Free Throws Attempted 29 ..... 3/5/98 vs. Minnesota

Free Throw Percentage .957 (22-23) ..... 3/14/03 vs. Illinois

Rebounds
Total: 44 ..... 3/4/99 vs. Penn State
Offensive: 17 ..... 3/11/10 vs. Indiana
Defensive: 34 ..... 3/4/99 vs. Penn State

Personal Fouls 28 ..... 3/12/10 vs. Purdue

Assists 19 ..... 3/9/17 vs. Rutgers
19 ..... 3/8/01 vs. Iowa

Turnovers
High: 19 ..... 3/11/05 vs. Illinois
Low: 5 ..... 3/11/11 vs. Ohio State
5 ..... 3/10/11 vs. Minnesota

Assist/Turnover Ratio 3.00 (15/5) ..... 3/10/11 vs. Minnesota

Blocked Shots 7 ..... 3/14/13 vs. Iowa

Steals 22 ..... 3/11/04 vs. Penn State

INDIVIDUAL

Points
35 ..... Michael Thompson (3/10/11 vs. Minnesota)
30 ..... Evan Eschmeyer (3/5/99 vs. Michigan State)

Field Goals Made
11 ..... Michael Thompson (3/10/11 vs. Minnesota)
11 ..... Evan Eschmeyer (3/5/99 vs. Michigan State)

Field Goals Attempted
22 ..... Michael Thompson (3/10/11 vs. Minnesota)

Field Goal Percentage (min. 5 attempts)
.688 (11-16) ..... Evan Eschmeyer (3/5/99 vs. Michigan State)
.667 (8-12) ..... JerShon Cobb (3/8/12 vs. Minnesota)

3-Pt. FG Made
6 ..... Ben Johnson (3/8/01 vs. Iowa)

3-Pt. FG Attempted
14 ..... Craig Moore (3/12/09 vs. Minnesota)
12 ..... Michael Thompson (3/10/11 vs. Minnesota)

3-Pt. FG Percentage (min. 5 attempts)
.667 (6-9) ..... Ben Johnson (3/8/01 vs. Iowa)
.667 (4-6) ..... Tre Demps (3/13/14 vs. Iowa)

FT Made
9 ..... Davor Duvancic (3/14/03 vs. Illinois)

FT Attempted
15 ..... Jitim Young (3/12/04 vs. Michigan State)
15 ..... Evan Eschmeyer (3/5/98 vs. Minnesota)

FT Percentage (min. 5 attempts)
1.000 (9-9) ..... Davor Duvancic (3/14/03 vs. Illinois)
1.000 (8-8) ..... Michael Thompson (3/10/11 vs. Minnesota)
1.000 (8-8) ..... Evan Eschmeyer (3/5/99 vs. Michigan State)

Rebounds
11 ..... Evan Eschmeyer (3/4/99 vs. Penn State)
11 ..... Steve Lepore (3/4/99 vs. Penn State)
11 ..... Evan Eschmeyer (3/5/98 vs. Minnesota)

Assists
9 ..... Steve Lepore (3/5/99 vs. Michigan State)
8 ..... Collier Drayton (3/5/98 vs. Minnesota)

Blocked Shots
3 ..... Jeremy Nash (3/12/10 vs. Purdue)
3 ..... Tavaras Hardy (3/7/02 vs. Michigan)
3 ..... Alex Olah (3/14/13 vs. Iowa)
3 ..... Reggie Hearn (3/14/13 vs. Iowa)

Steals
8 ..... Jitim Young (3/11/04 vs. Penn State)

NORTHWESTERN NCAA TOURNAMENT GAME RECORDS

TEAM

Points
Game: 73 ..... 3/18/17 vs. Gonzaga
First Half: 34 ..... 3/16/17 vs. Vanderbilt
Second Half: 53 ..... 3/18/17 vs. Gonzaga

Points Allowed
Most: 79 ..... 3/18/17 vs. Gonzaga
Fewest: 66 ..... 3/16/17 vs. Vanderbilt

Field Goals Made 27 ..... 3/18/17 vs. Gonzaga

Field Goals Attempted 66 ..... 3/18/17 vs. Gonzaga

Field Goal Percentage .491 (26-53) ..... 3/16/17 vs. Vanderbilt

3-Pt. Field Goals Made 8 ..... 3/18/17 vs. Gonzaga

3-Pt. Field Goals Att. 24 ..... 3/18/17 vs. Gonzaga

3-Pt. Field Goal Percentage (min. 10 attempts)
.429 (6-14) ..... 3/16/17 vs. Vanderbilt

Free Throws Made 11 ..... 3/18/17 vs. Gonzaga

Free Throws Attempted 18 ..... 3/16/17 vs. Vanderbilt

Free Throw Percentage .846 (11-13) ..... 3/18/17 vs. Gonzaga

Rebounds
Total: 37 ..... 3/16/17 vs. Vanderbilt
Offensive: 12 ..... 3/18/17 vs. Gonzaga
Defensive: 29 ..... 3/16/17 vs. Vanderbilt

Personal Fouls 26 ..... 3/18/17 vs. Gonzaga

Assists 12 ..... 3/16/17 vs. Vanderbilt

Turnovers
High: 13 ..... 3/18/17 vs. Gonzaga
Low: 12 ..... 3/18/17 vs. Gonzaga

Assist/Turnover Ratio 0.92 (12/13) ..... 3/18/17 vs. Gonzaga

Blocked Shots 5 ..... 3/18/17 vs. Gonzaga

Steals 11 ..... 3/18/17 vs. Gonzaga

INDIVIDUAL

Points
25 ..... Bryant McIntosh (3/16/17 vs. Vanderbilt)
20 ..... Bryant McIntosh (3/18/17 vs. Gonzaga)

Field Goals Made
10 ..... Bryant McIntosh (3/16/17 vs. Vanderbilt)
7 ..... Bryant McIntosh (3/18/17 vs. Gonzaga)

Field Goals Attempted
20 ..... Bryant McIntosh (3/18/17 vs. Gonzaga)
16 ..... Bryant McIntosh (3/16/17 vs. Vanderbilt)

Field Goal Percentage (min. 5 attempts)
.625 (10-16) ..... Bryant McIntosh (3/16/17 vs. Vanderbilt)
.571 (4-7) ..... Dererk Pardon (3/16/17 vs. Vanderbilt)

3-Pt. FG Made
4 ..... Vic Law (3/18/17 vs. Gonzaga)

3-Pt. FG Attempted
7 ..... Scottie Lindsey (3/18/17 vs. Gonzaga)
6 ..... Vic Law (3/18/17 vs. Gonzaga)

3-Pt. FG Percentage (min. 5 attempts)
.667 (4-6) ..... Vic Law (3/18/17 vs. Gonzaga)
.600 (3-5) ..... Bryant McIntosh (3/16/17 vs. Vanderbilt)

FT Made
6 ..... Dererk Pardon (3/16/17 vs. Vanderbilt)

FT Attempted
8 ..... Dererk Pardon (3/16/17 vs. Vanderbilt)

FT Percentage (min. 5 attempts)
1.000 (5-5) ..... Bryant McIntosh (3/18/17 vs. Gonzaga)

Rebounds
11 ..... Dererk Pardon (3/16/17 vs. Vanderbilt)
8 ..... Vic Law (3/18/17 vs. Gonzaga)

Assists
7 ..... Bryant McIntosh (3/18/17 vs. Gonzaga)

Blocked Shots
1 ..... five players (3/18/17 vs. Gonzaga)

Steals
3 ..... Dererk Pardon (3/18/17 vs. Gonzaga)
3 ..... Sanjay Lumpkin (3/18/17 vs. Gonzaga)

THE LAST TIME IT HAPPENED...

TEAM

Ranked in AP Top 25	#20, 11/13/17
Defeated a team ranked in AP Top 25	#20 Michigan; W, 61-52; 2/6/18
Defeated an AP Top 10 team	at #7 Wisconsin; W, 66-59; 2/12/17
Defeated an AP Top 10 team on the road	at #7 Wisconsin; W, 66-59; 2/12/17
Defeated an AP Top 5 team	#4 Michigan State; W, 83-65; 1/27/79
Defeated the No. 1 team in AP poll	Yet to happen
Faced the No. 1 team in AP poll	at Michigan; L, 68-46; 1/30/13
Played an overtime game	at Rutgers; L, 67-58; 2/13/18
Won an overtime game	vs. Illinois; W, 72-68; 12/1/17
Played two-overtime game	Michigan; W, 82-78; 3/3/15
Played three-overtime game	at Michigan State; W, 75-73; 2/23/80
Won on a buzzer-beater	Michigan; W, 67-65; 3/1/17 (Dererk Pardon layup)
Won by 40+ points	W, 96-31 vs. Chicago State*; 12/11/17
Won by 50+ points	W, 96-31 vs. Chicago State*; 12/11/17
Won by 60+ points	W, 96-31 vs. Chicago State*; 12/11/17
Scored 100+ points	W, 103-67 vs. Sacred Heart; 12/21/15
Scored 55+ points in a half	55 vs. Chicago State (1st half); 12/11/17
Shot 60% or better from the field	.600 (30-50) vs. Rutgers; 3/9/17
Shot 65% or better from the field	.674 (29-43) vs. Arkansas State; 12/3/07
Shot 95% or better from the free throw line	.958 (23-24) vs. Saint Peter's; 11/13/17
Shot 100% from the free throw line	18-18 vs. Northern Kentucky; 12/27/14
40+ free throw attempts	48 vs. Northern Illinois; 11/13/09
50+ rebounds	50 vs. Mississippi Valley State; 11/11/16
Held opponent to 20 rebounds or less	16 vs. Saint Peter's; 11/13/17
30+ assists	33 vs. Rutgers*; 2/27/16
10+ blocked shots	12 vs. Loyola (Md.), 11/10/17
15+ steals	18 vs. Howard; 12/20/07
20+ steals	22 vs. Penn State*; 3/11/04
15+ 3-point field goals made	17 vs. Rutgers; 2/27/16
20+ 3-point field goals made	20 vs. Mississippi Valley State*; 12/2/11
5 or fewer turnovers	5 vs. Eastern Washington; 11/14/16
Opponent committed 20+ turnovers	21 vs. Valparaiso; 12/14/17
Opponent committed 30+ turnovers	32 vs. Savannah State; 12/1/07
Held opponent to 25% or worse shooting	.200 (8-40) vs. Chicago State; 12/11/17
Held opponent to 30% or worse shooting	.200 (8-40) vs. Chicago State; 12/11/17
Held opponent to 30 points or less	30 vs. Oakland; 11/21/98
Held opponent to 40 points or less	31 vs. Chicago State; 12/11/17
Held opponent to 15 points or less in a half	8 vs. Chicago State (1st half)*; 12/11/17
Led by 40+ points at halftime	47 (55-8) vs. Chicago State; 12/11/17

INDIVIDUAL

20+ points	Scottie Lindsey, 32 at Iowa; 2/25/18
30+ points	Scottie Lindsey, 32 at Iowa; 2/25/18
35+ points	John Shurna, 37 vs. LSU; 11/17/11
40+ points	Rich Falk, 49 vs. Iowa*; 2/24/64
20+ points in a half	Scottie Lindsey, 21 at Iowa (2nd half); 2/25/18
25+ points in a half	John Shurna, 25 at Northern Illinois (2nd half); 11/12/10
20+ points off the bench	Scottie Lindsey, 22 vs. Illinois; 12/1/17
30+ points off the bench	Jeff Grose, 32 vs. Rutgers*; 12/5/88
10+ rebounds	Barret Benson, 10 at Iowa; 2/25/18
20+ rebounds	Dererk Pardon, 22 vs. Nebraska; 1/26/17
10+ assists	Bryant McIntosh, 16 vs. Minnesota*; 1/10/18
15+ assists	Bryant McIntosh, 16 vs. Minnesota*; 1/10/18
5+ blocked shots	Dererk Pardon, 6 vs. Minnesota; 1/10/18
10+ blocked shots	Jim Pitts, 10 vs. Purdue*; 1/8/66
5+ steals	Sanjay Lumpkin, 5 vs. Iowa; 1/25/14
10+ steals	Yet to happen
7+ 3-point field goals	Scottie Lindsey, 9 at Iowa*; 2/25/18
10+ free throws made	Drew Crawford, 13 at Purdue; 3/9/14
15+ free throws made	Evan Eschmeyer, 17 vs. Minnesota*; 2/27/99
Five players score in double figures	5 vs. Ohio State; 1/17/18
Six players score in double figures	6 vs. IUPUI; 12/20/16
Two players with 20+ points	Bryant McIntosh (21) and Scottie Lindsey (20) vs. La Salle; 11/18/17
20+ points, 10+ rebounds	Alex Olah (20P, 13R) vs. Michigan; 3/10/16
20+ points, 10+ assists	Bryant McIntosh (20P, 10A) vs. Iowa; 1/15/17
Double-double (points/rebounds)	Dererk Pardon (13P, 12R) vs. Minnesota; 1/10/18
Double-double (points/assists)	Bryant McIntosh (11P, 16A) vs. Minnesota; 1/10/18
Two players with double-doubles	Dererk Pardon (13P, 12R) & Bryant McIntosh (11P, 16A) vs. Minnesota; 1/10/18
Triple-double	Evan Eschmeyer (27P, 12R, 10A) at Indiana; 1/13/99
Perfect from the field (min. 8 attempts)	Dererk Pardon (8-8) at Wisconsin; 2/1/18
Perfect at free throw line (min. 10 attempts)	Michael Thompson (11-11) at Indiana; 2/19/11

** school record*


CHIGAN
4
RTHWESTERN
30

HISTORY

ALL-AMERICANS



JOE REIFF
CENTER • 1931 & 1933

Joe Reiff's All-America campaigns coincided with the Wildcats' two Big Ten championships. He led the Big Ten in scoring in both 1931 and 1933, sandwiching his titles around the 1932 champ, a Purdue player named John Wooden.



OTTO GRAHAM
FORWARD • 1944

Otto Graham was renowned for his football career, both at Northwestern and professionally. Lesser known, however, was his basketball prowess. Graham remains one of two NU athletes ever to earn All-America honors in two different sports.



MAX MORRIS
FORWARD • 1946

Max Morris was the first-ever recipient of the Chicago Tribune's Big Ten Player of the Year honor, in 1946. He led the conference in scoring twice (15.8 ppg in 1945, 16.5 ppg in 1946), and joins Otto Graham as NU's only multi-sport All-Americans.



RAY RAGELIS
FORWARD • 1951

Ray Ragelis twice led NU in scoring, including averaging 19.1 points per game as a senior. The first player in school history to tally 1,000 career points, Ragelis was selected by the Rochester Royals in the 2nd round of the 1951 NBA Draft.



FRANK EHMANN
FORWARD • 1955

Frank Ehmann's scoring average of 23.9 points per game as a senior in 1954-55 is the second-best single-season mark in school history. He was a two-time team MVP and was inducted into Northwestern's Hall of Fame in 1987.



JOE RUKLICK
CENTER • 1958

Joe Ruklick led the 'Cats in both scoring and rebounding all three of his seasons on the varsity. His career scoring average of 19.9 points per game is tops in school history, while his average of 13.9 rebounds per game in 1958 is an NU season mark.



JIM BURNS
GUARD • 1967

Jim Burns enjoyed an outstanding senior season, leading the team with an average of 21.5 points per game. At the time his career ended, Burns was Northwestern's career scoring leader with 1,368 points in three seasons. He currently ranks 13th.



EVAN ESCHMEYER
CENTER • 1999

Evan Eschmeyer made the most of his senior campaign, leading the Wildcats in scoring, rebounding and field goal percentage as they advanced to the National Invitation Tournament (NIT). He ranks fourth in school history with 1,805 career points.



JOHN SHURNA
FORWARD • 2012

John Shurna graduated as Northwestern's all-time leader in scoring, blocked shots and games played. He was a three-time All-Big Ten selection, led the conference in scoring as a senior and guided the 'Cats to postseason play all four years of his career.

ACADEMIC ALL-AMERICANS



JIM BURNS
FIRST TEAM, 1967

Jim Burns enjoyed a distinguished career at NU, becoming the first Wildcat player to earn Academic All-America and first-team All-Big Ten honors. He led NU in scoring all three years he was on varsity and is 13th all-time in scoring.



RICK SUND
THIRD TEAM, 1973

Rick Sund was named the team's MVP as a sophomore in 1971 and served as a team captain in 1973. He was twice named an Academic All-Big Ten selection. Sund also played split end on the Northwestern football team.



MIKE CAMPBELL
FIRST TEAM, 1980

Mike Campbell led the team in rebounding twice, in 1978 and 1980, and also topped the squad in blocked shots his junior and senior seasons. He is 20th on NU's all-time list with 576 career rebounds.



SHON MORRIS
FIRST TEAM, 1987 & 1988
SECOND TEAM, 1986

Shon Morris is NU's only three-time Academic All-American, and as a senior he was also Playboy Magazine's Anson Mount Scholar-Athlete of the Year.



BRIAN SCHWABE
THIRD TEAM, 1989

Brian Schwabe earned a total of three Academic All-Big Ten selections during his career. He ranks fourth all-time at NU in career field goal percentage and scored over 1,000 points. He twice led the team in rebounding and field goal percentage.



WALKER LAMBIOTTE
THIRD TEAM, 1990

Walker Lambiotte was twice named the Wildcats' team MVP, in 1989 and again in 1990. In 1989, he led the team in scoring, field goal percentage and steals.



KEVIN RANKIN
SECOND TEAM, 1994
THIRD TEAM, 1993

A three-time team MVP and Academic All-Big Ten selection, Kevin Rankin was also a third-team All-Big Ten pick in 1992 and again in 1994. He ranks eighth on NU's all-time scoring list and is second in rebounding.



DREW CRAWFORD
FIRST TEAM, 2014
SECOND TEAM, 2012

Drew Crawford was named the Big Ten Freshman of the Year in 2010 and was a third-team All-Big Ten selection in 2012 and again in 2014. He is the second-leading scorer in school history and is first in games played.

ALL-BIG TEN SELECTIONS

First awarded by the coaches in 1948.
First awarded by the media in 1987.

First Team

1951 Ray Ragelis, C
1955 Frank Ehmann, F
1959 Joe Ruklick, C
1964 Rick Lopossa, F
1967 Jim Burns, G
1977 Billy McKinney, G
1996 Geno Carlisle, G
1997 Evan Eschmeyer, C
1998 Evan Eschmeyer, C
1999 Evan Eschmeyer, C
2004 Jitim Young, G
2012 John Shurna, F

Second Team

1950 Ray Ragelis, C
1954 Frank Ehmann, F
1957 Joe Ruklick, C
1958 Joe Ruklick, C
1960 Willie Jones, F
1961 Ralph Wells, G
1963 Rich Falk, G
1964 Rich Falk, G
1966 Jim Pitts, C
1966 Jim Burns, G
1968 Dale Kelley, G
1969 Dale Kelley, G
1973 Mark Sibley, G
1975 Billy McKinney, G (c)
1976 Billy McKinney, G (cm)
1977 Billy McKinney, G (m)
1981 Rod Roberson, G (m)
1982 Jim Stack, F (cm)
1983 Jim Stack, F (c)
1988 Shon Morris, F/C (cm)
2006 Vedran Vukusic, F (c)
2009 Kevin Coble, F (cm)
2010 John Shurna, F (cm)
2017 Bryant McIntosh, G (cm)

Third Team

1962 Rick LaPossa, F
1963 Rick LaPossa, F
1980 Mike Campbell, F (c)
1981 Rod Roberson, G (c)
1984 Art Aaron, G/F (c)
1992 Kevin Rankin, C (m)
1994 Kevin Rankin, C (cm)
2002 Tavaras Hardy, F (c)
2003 Jitim Young, G (c)
2005 Vedran Vukusic, F (cm)
2006 Vedran Vukusic, F (m)
2009 Craig Moore, G (cm)
2011 John Shurna, F (c)
Michael Thompson, G (cm)
2012 Drew Crawford, G/F (cm)
2014 Drew Crawford, G/F (m)
2017 Scottie Lindsey, G (c)

ACADEMIC ALL-BIG TEN

1964 Rich Falk, G
1965 Jim Pitts, C
1966 Jim Burns, G
Jim Pitts, C
1967 Jim Burns, G
1968 Dan Davis, F
1972 Rick Sund, G/F
1973 Rick Sund, G/F
1974 Bryan Ashbaugh, C
1978 Mike Campbell, F
1980 Mike Campbell, F
1985 Elliot Fullen, G
John Peterson, F
1986 Joe Flanagan, F
Elliot Fullen, G
Shon Morris, F/C
1987 Elliot Fullen, G
Shon Morris, F/C
1988 Shon Morris, F/C
Brian Schwabe, F
1989 Brian Schwabe, F
1990 Walker Lambiotte, F
Don Polite, F
Brian Schwabe, C
1991 Jake Haunty, C
Tom Heise, F
1992 Aaric Queen, G
Kevin Rankin, C
1993 Kevin Rankin, C
1994 Kevin Rankin, C
1995 Dan Kreft, C
1997 Kyle Henneberry, G
John Vana, G
1999 Danny Allouche, G
2000 Jeff Eschmeyer, G
2005 Joe Kennedy, G
Evan Seacat, G
2006 Justin Hoeveler, G
Joe Kennedy, G
Evan Seacat, G
Vedran Vukusic, F
Sterling Williams, G
2007 Patrick Houlihan, F
Joe Kennedy, G
Ivan Tolic, F
Sterling Williams, G
2008 Marlon Day, F
Patrick Houlihan, F
Tonjua Jones, G
Jeff Ryan, G/F
Matt Steger, G/F
Sterling Williams, G
2009 Mike Capocci, F
Marlon Day, F
Patrick Houlihan, F
Jeff Ryan, G/F
Matt Steger, G/F
Sterling Williams, G
2010 Mike Capocci, F
Nick Fruendt, G
Jeff Ryan, G/F
Matt Steger, G/F
2011 Mike Capocci, F
Drew Crawford, G/F
Davide Curletti, F
Nick Fruendt, G
Reggie Hearn, G
Luka Mirkovic, C
Austin Nichols, G
Jeff Ryan, G/F
2012 Drew Crawford, G/F
Davide Curletti, F
Nick Fruendt, G
Reggie Hearn, G
Luka Mirkovic, C
2013 Nikola Cerina, F
Drew Crawford, G/F
Reggie Hearn, G
Omar Jimenez, G
Dave Sobolewski, G
2014 Kale Abrahamson, F
Nikola Cerina, F
Drew Crawford, G/F
Sanjay Lumpkin, F
Dave Sobolewski, G
2015 Sanjay Lumpkin, F
Dave Sobolewski, G
2016 Tre Demps, G
Sanjay Lumpkin, F
Bryant McIntosh, G
2017 Jordan Ash, G
Charlie Hall, F
Vic Law, F
Sanjay Lumpkin, F
2018 Barret Benson, C
Aaron Falzon, F
Charlie Hall, F
Vic Law, F
Tino Malnati, G
Gavin Skelly, F

BIG TEN MEDAL OF HONOR

The Big Ten Conference endows a "Medal of Honor" awarded annually at each institution, to a student in the graduating class who has demonstrated proficiency in scholarship and athletics. The following Northwestern men's basketball players have been NU's recipient.

1916 Harvey Ellis
1919 Allen Marquardt
1923 James Peterson
1934 Donald Brewer
1943 Russell Wendland
1948 Charles Tourek
1951 Don Blasius
1954 Larry Kurka
1964 Marty Riessen
1980 Mike Campbell
1982 Bob Grady
1988 Shon Morris
1994 Kevin Rankin
1999 Evan Eschmeyer

BIG TEN FRESHMAN OF THE YEAR

First awarded by the coaches in 1986.
2010 Drew Crawford (m)

BIG TEN ALL-FRESHMAN TEAM

First awarded by the coaches in 2003.
2006 Craig Moore
2007 Kevin Coble
2010 Drew Crawford
2012 Dave Sobolewski
2015 Bryant McIntosh

BIG TEN DEFENSIVE PLAYER OF THE YEAR

First selected by Big Ten radio broadcasters in 1984; by coaches only since 1992.
1994 Patrick Baldwin

BIG TEN ALL-DEFENSIVE TEAM

First awarded by the coaches in 2006.
2006 Mohamed Hachad
2010 Jeremy Nash
2017 Vic Law

BIG TEN COACH OF THE YEAR

First awarded by the media in 1973.
2004 Bill Carmody

1,000-POINT SCORERS



1 JOHN SHURNA — 2,038 Points

Glen Ellyn, Ill./Glenbard West
Forward • 6-9 • 215

Season	G	FG-FGA	PCT	3P-3PA	PCT	FT-FTA	PCT	PTS	AVG
2008-09	31	83-178	.466	26-75	.347	35-47	.745	227	7.3
2009-10	34	217-473	.459	78-220	.355	107-138	.775	619	18.2
2010-11	32	176-366	.481	75-173	.434	104-147	.707	531	16.6
2011-12	33	228-492	.463	95-216	.440	110-146	.753	661	20.0
Totals	**130**	**704-1509**	**.467**	**274-684**	**.401**	**356-478**	**.745**	**2038**	**15.7**





2 DREW CRAWFORD — 1,920 Points

Naperville, Ill./Naperville Central
Guard/Forward • 6-5 • 215

Season	G	FG-FGA	PCT	3P-3PA	PCT	FT-FTA	PCT	PTS	AVG
2009-10	34	119-266	.447	51-149	.342	52-81	.642	341	10.0
2010-11	34	156-369	.423	53-162	.327	45-63	.714	410	12.1
2011-12	33	195-403	.484	61-148	.412	81-115	.704	532	16.1
2012-13	10	48-120	.400	17-46	.370	22-27	.815	135	12.8
2013-14	32	169-417	.405	50-153	.327	114-146	.781	502	15.7
Totals	**143**	**687-1575**	**.436**	**232-658**	**.353**	**314-432**	**.727**	**1920**	**13.4**





3 BILLY McKINNEY — 1,900 Points

Zion, Ill./Zion-Benton
Guard • 6-0 • 165

Season	G	FG-FGA	PCT	FT-FTA	PCT	PTS	AVG
1973-74	24	165-348	.474	48-60	.800	378	15.8
1974-75	26	199-422	.472	75-102	.735	473	18.2
1975-76	27	199-426	.467	135-163	.828	533	19.7
1976-77	25	205-449	.457	106-136	.779	516	20.6
Totals	**102**	**768-1645**	**.467**	**364-461**	**.790**	**1900**	**18.6**





4 EVAN ESCHMEYER — 1,805 Points

New Knoxville, Ohio/New Knoxville
Center • 6-11 • 255

Season	G	FG-FGA	PCT	FT-FTA	PCT	PTS	AVG
1995-96	27	94-168	.560	54-106	.509	242	9.0
1996-97	29	147-240	.613	116-178	.652	410	14.1
1997-98	27	200-328	.610	185-302	.613	585	21.7
1998-99	29	180-308	.584	208-273	.762	568	19.6
Totals	**112**	**621-1044**	**.595**	**563-859**	**.655**	**1805**	**16.1**





5 MICHAEL THOMPSON — 1,689 Points

Chicago, Ill./Lincoln Park
Guard • 5-10 • 190

Season	G	FG-FGA	PCT	3P-3PA	PCT	FT-FTA	PCT	PTS	AVG
2007-08	30	124-286	.434	45-104	.433	55-86	.640	348	11.6
2008-09	31	104-239	.435	48-115	.417	50-71	.704	306	9.9
2009-10	34	151-357	.423	88-214	.411	92-111	.829	482	14.2
2010-11	34	189-418	.452	95-242	.393	80-97	.825	553	16.3
Totals	**129**	**568-1300**	**.437**	**276-675**	**.409**	**277-365**	**.759**	**1689**	**13.1**





6 BRYANT McINTOSH — 1,683 Points

Greensburg, Ind./Greensburg
Guard • 6-3 • 200

Season	G	FG-FGA	PCT	3P-3PA	PCT	FT-FTA	PCT	PTS	AVG
2014-15	32	134-318	.421	40-110	.364	58-68	.853	366	11.4
2015-16	32	161-381	.423	49-134	.366	70-85	.824	441	13.8
2016-17	36	199-493	.404	42-137	.307	94-108	.870	534	14.8
2017-18	29	127-327	.388	39-117	.333	49-58	.845	342	11.8
Totals	**100**	**494-1192**	**.414**	**131-381**	**.344**	**222-261**	**.851**	**1341**	**13.4**





7 JIM STACK — 1,583 Points

Oak Forest, Ill./St. Laurence
Forward • 6-8 • 215

Season	G	FG-FGA	PCT	3P-3PA	PCT	FT-FTA	PCT	PTS	AVG
1978-79	2	10-17	.588	—	—	10-10	1.000	30	15.0
1979-80	27	144-332	.434	—	—	60-78	.769	348	12.9
1980-81	26	138-314	.439	—	—	81-90	.900	357	13.7
1981-82	27	158-331	.477	—	—	85-102	.833	401	14.9
1982-83	30	173-373	.464	6-23	.261	95-116	.819	447	14.9
Totals	**112**	**623-1367**	**.456**	**6-23**	**.261**	**331-396**	**.836**	**1583**	**14.1**





8 VEDRAN VUKUSIC — 1,581 Points

Split, Croatia/Medical
Forward • 6-8 • 245

Season	G	FG-FGA	PCT	3P-3PA	PCT	FT-FTA	PCT	PTS	AVG
2001-02	25	46-90	.511	23-49	.469	13-24	.542	128	5.1
2002-03	DNP—injured								
2003-04	28	138-306	.451	59-154	.383	65-85	.765	400	14.3
2004-05	31	189-395	.478	67-186	.360	75-98	.765	520	16.8
2005-06	29	191-388	.492	63-175	.360	88-112	.786	533	19.0
Totals	**112**	**564-1179**	**.478**	**212-564**	**.375**	**241-319**	**.755**	**1581**	**14.1**





9 KEVIN RANKIN — 1,575 Points

De Pere, Wis./Abbot Pennings
Center • 6-11 • 267

Season	G	FG-FGA	PCT	3P-3PA	PCT	FT-FTA	PCT	PTS	AVG
1990-91	28	110-218	.505	1-1	1.000	99-131	.756	320	11.4
1991-92	28	133-286	.465	0-0	.000	133-160	.831	399	14.3
1992-93	27	147-281	.523	0-2	.000	119-163	.730	413	15.3
1993-94	29	163-326	.500	10-29	.345	107-141	.759	443	15.3
Totals	**112**	**553-1111**	**.498**	**11-32**	**.344**	**458-595**	**.770**	**1575**	**14.1**





10 CEDRIC NELOMS — 1,533 Points

Leighton, Ala./Colbert County
Forward • 6-5 • 195

Season	G	FG-FGA	PCT	3P-3PA	PCT	FT-FTA	PCT	PTS	AVG
1991-92	28	132-285	.463	3-4	.750	135-177	.763	402	14.4
1992-93	26	155-345	.449	8-28	.286	120-164	.732	438	16.8
1993-94	29	112-215	.521	0-7	.000	114-163	.699	338	11.7
1994-95	26	113-265	.426	4-26	.154	125-172	.727	355	13.7
Totals	**109**	**512-1110**	**.461**	**15-65**	**.231**	**494-676**	**.731**	**1533**	**14.1**



1,000-POINT SCORERS



JITIM YOUNG — 1,521 Points

Chicago, Ill./Gordon Tech
Guard • 6-2 • 190

11

Season	G	FG-FGA	PCT	3P-3PA	PCT	FT-FTA	PCT	PTS	AVG
2000-01	30	95-235	.404	20-86	.233	53-78	.679	263	8.8
2001-02	29	131-299	.438	33-94	.351	55-103	.534	350	12.1
2002-03	29	140-288	.486	23-73	.315	86-135	.637	389	13.4
2003-04	29	182-341	.534	32-101	.317	123-190	.647	519	17.9
Totals	**117**	**548-1163**	**.471**	**108-354**	**.305**	**317-506**	**.627**	**1521**	**13.0**





TRE DEMPS — 1,518 Points

Concord, Calif./Ronald Reagan (San Antonio)
Guard • 6-3 • 202

12

Season	G	FG-FGA	PCT	3P-3PA	PCT	FT-FTA	PCT	PTS	AVG
2011-12	4	3-17	.176	2-8	.250	1-5	.200	9	2.3
2012-13	31	88-232	.379	34-100	.340	33-45	.733	243	7.8
2013-14	33	125-326	.383	48-140	.343	66-97	.680	364	11.0
2014-15	32	149-354	.421	55-154	.357	48-73	.658	401	12.5
2015-16	32	189-475	.398	72-217	.332	51-77	.662	501	15.7
Totals	**132**	**554-1404**	**.395**	**211-619**	**.341**	**199-297**	**.670**	**1518**	**11.5**





SHON MORRIS — 1,407 Points

Altoona, Iowa/Southeast Polk
Forward/Center • 6-9 • 226

13

Season	G	FG-FGA	PCT	3P-3PA	PCT	FT-FTA	PCT	PTS	AVG
1984-85	28	64-147	.435	—	—	45-58	.776	173	6.2
1985-86	27	153-297	.515	—	—	126-157	.803	432	16.0
1986-87	28	140-289	.484	3-6	.500	96-120	.800	379	13.5
1987-88	28	155-320	.484	9-27	.333	104-132	.788	423	15.1
Totals	**111**	**512-1053**	**.486**	**12-33**	**.364**	**371-467**	**.794**	**1407**	**12.7**





JIM BURNS — 1,368 Points

McLeansboro, Ill./McLeansboro
Guard • 6-4 • 190

14

Season	G	FG-FGA	PCT	FT-FTA	PCT	PTS	AVG
1964-65	24	167-403	.414	77-112	.687	411	17.1
1965-66	24	178-485	.366	129-186	.694	485	20.2
1966-67	22	177-396	.447	118-157	.752	472	21.5
Totals	**70**	**522-1284**	**.407**	**324-455**	**.712**	**1368**	**19.5**





ROD ROBERSON — 1,347 Points

Elkhart, Ind./Central
Guard • 6-3 • 175

15

Season	G	FG-FGA	PCT	FT-FTA	PCT	PTS	AVG
1977-78	27	98-242	.404	62-96	.645	258	9.6
1978-79	27	109-266	.409	64-89	.719	282	10.4
1979-80	27	141-265	.532	61-80	.763	343	12.7
1980-81	27	173-399	.434	118-149	.792	464	17.2
Totals	**108**	**521-1172**	**.445**	**305-414**	**.737**	**1347**	**12.5**





JOE RUKLICK — 1,315 Points

16

Princeton, Ill./Princeton
Center • 6-9 • 205



Season	G	FG-FGA	PCT	FT-FTA	PCT	PTS	AVG
1956-57	22	141-353	.400	114-151	.755	396	18.0
1957-58	22	161-347	.464	92-137	.672	414	18.2
1958-59	22	183-404	.453	139-196	.709	505	23.0
Totals	**66**	**485-1104**	**.439**	**345-484**	**.713**	**1315**	**19.9**



DALE KELLEY — 1,310 Points

17

Galesburg, Ill./Galesburg
Guard • 5-11 • 180



Season	G	FG-FGA	PCT	FT-FTA	PCT	PTS	AVG
1967-68	19	112-299	.375	88-126	.698	312	16.4
1968-69	23	163-357	.457	90-125	.720	416	18.1
1969-70	24	209-473	.442	164-212	.774	582	24.3
Totals	**66**	**484-1129**	**.429**	**342-463**	**.739**	**1310**	**19.8**



CRAIG MOORE — 1,294 Points

18

Doylestown, Pa./Lawrenceville (N.J.) Prep
Guard • 6-3 • 185



Season	G	FG-FGA	PCT	3P-3PA	PCT	FT-FTA	PCT	PTS	AVG
2005-06	29	66-171	.386	54-152	.355	11-13	.846	197	6.8
2006-07	31	83-226	.367	59-180	.328	26-35	.743	251	8.1
2007-08	30	138-312	.442	97-242	.401	29-35	.829	402	13.4
2008-09	31	142-336	.423	110-271	.406	50-63	.794	444	14.3
Totals	**121**	**429-1045**	**.411**	**320-845**	**.379**	**116-146**	**.795**	**1294**	**10.7**



SCOTTIE LINDSEY — 1,270 Points

19

Hillside, Ill./Fenwick
Guard • 6-3 • 185



Season	G	FG-FGA	PCT	3P-3PA	PCT	FT-FTA	PCT	PTS	AVG
2014-15	31	51-126	.405	23-65	.354	11-17	.647	136	4.4
2015-16	31	71-163	.436	38-93	.409	17-23	.739	197	6.4
2016-17	32	163-384	.424	58-180	.322	68-81	.840	452	14.1
2017-18	32	169-424	.399	79-218	.362	68-82	.829	485	15.2
Total	**126**	**454-1097**	**.414**	**198-556**	**.356**	**164-203**	**.808**	**1270**	**10.1**



KEVIN COBLE — 1,203 Points

20

Scottsdale, Ariz./Scottsdale Christian Academy
Forward • 6-8 • 210



Season	G	FG-FGA	PCT	3P-3PA	PCT	FT-FTA	PCT	PTS	AVG
2006-07	29	156-316	.494	45-116	.388	31-39	.795	388	13.4
2007-08	21	130-270	.481	35-90	.389	39-48	.813	334	15.9
2008-09	31	179-379	.472	47-119	.395	76-99	.768	481	15.5
2009-10	DNP—injured								
Totals	**81**	**465-965**	**.482**	**127-325**	**.391**	**146-186**	**.785**	**1203**	**14.9**



ART AARON — 1,200 Points

21

Chicago, Ill./St. Ignatius
Guard/Forward • 6-8 • 200

Season	G	FG-FGA	PCT	3P-3PA	PCT	FT-FTA	PCT	PTS	AVG
1980-81	24	42-110	.382	—	—	37-55	.673	121	5.0
1981-82	27	80-157	.510	—	—	28-43	.651	188	7.0
1982-83	30	175-382	.458	12-41	.293	72-109	.661	434	14.5
1983-84	27	187-420	.445	—	—	83-120	.692	457	16.9
Totals	**108**	**484-1069**	**.453**	**12-41**	**.293**	**220-327**	**.673**	**1200**	**11.1**





PATRICK BALDWIN — 1,189 Points

22

Leavenworth, Kan./Leavenworth
Guard • 6-1 • 203

Season	G	FG-FGA	PCT	3P-3PA	PCT	FT-FTA	PCT	PTS	AVG
1990-91	28	140-280	.500	6-23	.261	83-109	.761	369	13.2
1991-92	14	62-120	.517	1-4	.250	30-36	.833	155	11.1
1992-93	25	116-274	.423	18-70	.257	66-75	.880	316	12.6
1993-94	29	138-289	.578	33-81	.407	40-57	.702	349	12.0
Totals	**96**	**456-963**	**.474**	**58-178**	**.326**	**219-277**	**.791**	**1189**	**12.4**





TODD LESLIE — 1,185 Points

23

Palatine, Ill./Fremd
Guard • 6-5 • 195

Season	G	FG-FGA	PCT	3P-3PA	PCT	FT-FTA	PCT	PTS	AVG
1989-90	28	35-88	.398	11-26	.423	42-49	.857	123	4.4
1990-91	28	132-287	.460	65-127	.512	63-79	.797	392	14.0
1991-92	28	101-225	.449	50-117	.427	53-64	.828	305	10.9
1993-94	29	113-278	.406	77-185	.416	62-77	.805	365	12.6
Totals	**113**	**381-878**	**.434**	**203-455**	**.446**	**220-269**	**.818**	**1185**	**10.5**





ALEX OLAH — 1,161 Points

24

Timisoara, Romania/Traders Point (Ind.) Christian Acad.
Center • 7-0 • 275

Season	G	FG-FGA	PCT	3P-3PA	PCT	FT-FTA	PCT	PTS	AVG
2012-13	31	76-183	.415	3-14	.214	35-60	.583	190	6.1
2013-14	33	112-220	.509	10-33	.303	66-97	.680	300	9.1
2014-15	32	135-278	.486	9-38	.237	95-127	.748	374	11.7
2015-16	26	116-221	.525	8-27	.296	57-83	.687	297	11.4
Totals	**122**	**439-902**	**.487**	**30-112**	**.268**	**253-367**	**.689**	**1161**	**9.5**





ANDRE GOODE — 1,155 Points

25

Rockford, Ill./East
Forward • 6-10 • 225

Season	G	FG-FGA	PCT	FT-FTA	PCT	PTS	AVG
1981-82	27	82-200	.410	44-64	.688	208	7.7
1982-83	30	120-254	.472	54-84	.643	294	9.8
1983-84	28	140-301	.465	21-37	.568	301	10.8
1984-85	28	157-392	.401	38-60	.633	352	12.6
Totals	**113**	**499-1147**	**.435**	**157-245**	**.641**	**1155**	**10.2**





BRIAN SCHWABE — 1,150 Points

26

Mercer Island, Wash./Mercer Island
Center • 6-9 • 229

Season	G	FG-FGA	PCT	FT-FTA	PCT	PTS	AVG
1985-86	27	90-194	.464	35-52	.673	215	8.0
1987-88	28	132-244	.541	56-87	.644	320	11.4
1988-89	28	143-268	.534	76-103	.738	362	11.9
1989-90	27	103-224	.460	47-77	.610	253	9.4
Totals	**110**	**468-930**	**.503**	**214-319**	**.671**	**1150**	**10.5**





FRANK EHMANN — 1,145 Points

27

Chicago, Ill./St. George
Forward • 6-3 • 180

Season	G	FG-FGA	PCT	FT-FTA	PCT	PTS	AVG
1951-52	22	53-190	.279	28-52	.538	134	6.1
1952-53	20	46-168	.274	35-65	.538	127	6.4
1953-54	21	140-363	.386	103-167	.617	383	18.2
1954-55	21	175-444	.394	151-234	.645	501	23.9
Totals	**84**	**414-1165**	**.355**	**317-518**	**.612**	**1145**	**13.6**





HAL GRANT — 1,123 Points

28

Argo, Ill./Argo
Forward • 6-6 • 200

Season	G	FG-FGA	PCT	FT-FTA	PCT	PTS	AVG
1951-52	20	49-127	.386	31-51	.608	129	6.5
1952-53	22	80-203	.394	51-77	.662	211	9.6
1953-54	22	121-285	.425	106-172	.617	348	15.8
1954-55	22	161-387	.416	113-185	.610	435	19.8
Totals	**86**	**411-1002**	**.410**	**301-485**	**.621**	**1123**	**13.1**





TAVARAS HARDY — 1,122 Points

29

Joliet, Ill./Providence
Forward • 6-8 • 236

Season	G	FG-FGA	PCT	3P-3PA	PCT	FT-FTA	PCT	PTS	AVG
1998-99	29	92-208	.442	0-3	.000	16-46	.348	200	6.9
1999-00	30	87-203	.429	0-15	.000	68-106	.642	242	8.1
2000-01	30	110-238	.462	2-22	.091	100-142	.704	322	10.7
2001-02	29	128-280	.457	26-94	.277	76-155	.490	358	12.3
Totals	**118**	**417-929**	**.449**	**28-134**	**.209**	**260-449**	**.579**	**1122**	**9.5**





MARK SIBLEY — 1,113 Points

30

Rockford, Ill./West
Guard • 6-2 • 175

Season	G	FG-FGA	PCT	FT-FTA	PCT	PTS	AVG
1970-71	24	114-246	.463	100-121	.826	328	13.6
1971-72	23	128-283	.452	68-85	.800	324	14.0
1972-73	24	184-468	.393	93-118	.788	461	19.2
Totals	**71**	**426-997**	**.427**	**261-324**	**.806**	**1113**	**15.7**





WINSTON BLAKE — 1,072 Points

31

Plano, Texas/Plano Senior
Guard/Forward • 6-5 • 205

Season	G	FG-FGA	PCT	3P-3PA	PCT	FT-FTA	PCT	PTS	AVG
1999-00	30	39-131	.298	17-66	.258	22-29	.759	117	3.9
2000-01	30	121-316	.383	83-221	.376	33-50	.660	358	11.9
2001-02	29	126-312	.404	69-187	.369	72-90	.800	393	13.6
2002-03	28	66-198	.333	31-129	.240	41-60	.683	204	7.3
Totals	**117**	**352-957**	**.368**	**200-603**	**.332**	**168-229**	**.734**	**1072**	**9.2**





DON ADAMS — 1,066 Points

32

East Point, Ga./James Abrams
Forward • 6-6 • 220

Season	G	FG-FGA	PCT	FT-FTA	PCT	PTS	AVG
1967-68	23	118-318	.371	61-91	.670	297	12.9
1968-69	24	145-338	.429	89-122	.730	379	15.8
1969-70	24	150-324	.463	90-121	.743	390	16.3
Totals	**71**	**413-980**	**.421**	**240-334**	**.719**	**1066**	**15.0**





JEFF GROSE — 1,052 Points

33

Warsaw, Ind./Warsaw
Guard • 6-2 • 183

Season	G	FG-FGA	PCT	3P-3PA	PCT	FT-FTA	PCT	PTS	AVG
1985-86	27	70-186	.376	—	—	38-43	.884	178	6.6
1986-87	27	71-175	.406	25-55	.455	32-38	.842	199	7.4
1987-88	28	133-323	.412	50-136	.368	74-87	.851	390	13.9
1988-89	28	99-227	.436	50-120	.417	37-42	.881	285	10.2
Totals	**110**	**373-911**	**.409**	**125-311**	**.402**	**181-210**	**.862**	**1052**	**9.6**





RAY RAGELIS — 1,023 Points

34

East Chicago, Ill./East Chicago Washington
Forward • 6-4 • 200

Season	G	FG-FGA	PCT	FT-FTA	PCT	PTS	AVG
1948-49	21	n/a	n/a	n/a	n/a	264	12.6
1949-50	22	133-327	.407	72-125	.576	338	15.4
1950-51	22	146-354	.412	129-202	.638	421	19.1
Totals	**65**	**n/a**	**n/a**	**n/a**	**n/a**	**1023**	**15.7**





RICH FALK — 1,001 Points

35

Galva, Ill./Galva
Guard • 6-0 • 163

Season	G	FG-FGA	PCT	FT-FTA	PCT	PTS	AVG
1961-62	23	59-136	.434	22-39	.567	140	6.1
1962-63	24	146-309	.473	80-104	.769	372	15.5
1963-64	21	204-452	.451	81-106	.764	489	23.3
Totals	**68**	**409-897**	**.456**	**183-249**	**.735**	**1001**	**14.7**



ALL-TIME LETTERWINNERS

The listing of all-time men's basketball lettermen is as complete and accurate as historical records allow and includes only those players which earned a varsity letter; student-managers and trainers are not listed. The information on each student-athlete was compiled from media guides, programs, yearbooks and academic records. Corrections and additions are welcomed if they can be verified. Inquiries should be directed to Northwestern's athletic communications office.

Current players who have previously lettered are listed in bold.

A

Aaron, Art, 1981, 82, 83, 84
Abbott, James, 1928
Abrahamson, Kale, 2013, 14
Adams, Don, 1968, 69, 70
Adrianson, Rocky, 1982
Ajou, Chier, 2013
Aldrich, Anderson, 1912, 13, 14
Allen, Tony, 1975, 76, 77, 78
Allouche, Danny, 1999
Alsdorf, Greg, 1958
Ammons, Carvell, 1997
Anderson, Bobby, 1980, 81
Ash, Jordan 2016, 17,18
Ashbaugh, Bryan, 1972, 73, 74

B

Babbitt, George, 1913
Baggott, Robert, 1950
Baker, Edward, 1941
Baker, Ralph, 1925
Baldwin, Pat, 1991, 92, 93, 94
Baran, Nikola, 2008
Barr, James, 1947, 48, 49, 50
Bauer, Bill, 1972
Bauman, Max, 1933
Becker, Dick, 1959
Beckley, Tom, 1948, 49
Bellows, Franklin, 1917
Bellows, John, 1919, 20
Bender, Hiram, 1935, 36, 37
Bennett, Sidney, 1917
Benson, Barret 2017, 18
Benson, George, 1940, 41, 42
Berg, Chris, 1984, 87
Berg, Steve, 1970, 71, 72
Bergherm, Russell, 1929, 30
Berry, Dick, 1957, 58, 59
Bielenberg, Douglas, 1950
Biever, John, 1952, 53, 54
Blackard, Jeff, 1980, 81
Blaha, Don, 1952, 53
Blake, Winston, 2000, 01, 02, 03
Blasius, Donald, 1949, 50, 51
Blume, Elmer, 1935, 36, 37
Boesen, Pete, 1976, 77, 78, 79
Bone, Dave, 1961, 62
Bonner, Julian, 1996, 97, 98, 99
Bood, Ed, 1957, 58
Booz, Edwin, 1912
Boswell, Clarence, 1910
Bradof, Jim, 1968, 69, 70
Brady, Bernard, 1951, 52
Bragiel, Jim, 1953, 54, 55
Branch, Joe, 1995, 96, 97, 98
Branch, Morel, 1984, 85, 86
Brandt, Chuck, 1959, 60, 62
Bresnahan, Dennis, 1968
Brewer, Donald, 1932, 33, 34
Brodnan, John, 1973, 74
Bromberg, Phil, 1955, 56, 57
Brooks, Richard, 1940
Brooks, Marc, 1988
Brotz, Don, 1988, 89, 90, 91
Brown, Don, 1963, 64, 65
Brown, Isiah 2017, 18
Buford, Terry, 1986, 87, 88, 89
Burke, Jason, 2000, 01, 02, 03
Burke, Sterling, 1967, 68, 69
Burns, Jim, 1965, 66, 67
Butherus, Albert, 1939, 40, 41

C

Cacciatore, Bill, 1960, 61, 62
Campbell, Floyd, 1958, 59, 60
Campbell, Mike, 1977, 78, 79, 80
Capocci, Mike, 2008, 09, 10, 11
Carle, Jerry, 1944, 47, 48
Carlisle, Geno, 1995, 96
Carroll, Randy, 1976, 77, 78, 79
Carter, Neil, 1946
Cartwright, Brad, 1974, 75, 77
Cedarstrom, James, 1950, 51, 52
Cerina, Nikola, 2013, 14
Chamberlain, Brian, 1995, 96
Christmann, William, 1924, 25, 26
Clary, Marty, 1982, 83
Clason, Henry, 1940, 41, 42
Clawson, Donald, 1940, 41, 42
Clawson, Frank, 1944, 45
Cobb, JerShon, 2011, 12, 14, 15
Coble, Kevin, 2007, 08, 09
Collier, Joe, 1952
Coté, Bernard, 2006
Cowden, Albert, 1905
Crandall, Don, 1969, 70, 71
Crawford, Drew, 2010, 11, 12, 14
Cressor, Paul, 1963
Cucuz, Bo, 1985, 86, 87, 88
Culbertson, John, 1907, 08
Culver, Nelson, 1933, 34
Cummins, Jim, 1965, 66, 67
Cunningham, Barclay, 1911, 12
Curfman, Chris, 1975
Curletti, Davide, 2009, 10, 11, 12
Currie, James, 1937, 38, 39
Curtis, Arthur, 1927

D

Daley, John, 1920
Dammeier, Terry, 1973, 74
Davis, Bernard, 1939
Davis, Dan, 1967, 68, 69
Day, Marlon, 2008, 09
Dean, Darreion, 1995
Dean, Randy, 1974
Dean, Rob, 1974
Dellefield, Larry, 1951, 52, 53
Demps, Tre, 2013, 14, 15, 16
Dennis, Larry, 1975
Deren, Brody, 2000
Diehl, Cleo, 1937
Dixon, Roy, 1983, 84, 85, 86
Dobbins, Lyle, 1978, 79
Doren, Walt, 1956
Dorner, Pierre, 1905
Douglass, Paul, 1970, 71, 72
Doyle, Tim, 2005, 06, 07
Drayton, Collier, 2000, 01, 02
Driscoll, John, 1916
Duerksen, Craig, 1995, 96
Duhart, Fred, 1955, 56, 57
Duvancic, Davor, 2002, 03, 04, 05

E

Egan, John, 1978, 79, 80, 81
Ehmann, Frank, 1952, 53, 54, 55
Eielson, Harry, 1919
Ellingwood, Lloyd, 1917, 18
Ellis, Harvey, 1914, 15, 16
Endsley, Jim, 1976, 78, 79
Eschmeyer, Evan, 1996, 97, 98, 99
Eschmeyer, Jeff, 1998, 99, 2000
Esser, Ted, 1942

F

Falk, Rich, 1962, 63, 64
Falzon, Aaron, 2016, 18
Farber, Saul, 1931, 32
Feaman, Perry, 1939
Felt, George, 1944, 47
Fendley, Jake, 1949, 50, 51
Fenlon, Bill, 1976, 77, 78, 79
Fields, David, 1974, 75, 76, 77
Fine, Richard, 1938
Fisher, Lyle, 1934, 35
Fisher, Waldo, 1926, 27, 28
Flanagan, Joe, 1983, 84, 85, 86
Ford, Vern, 1967
Forss, Frank, 1932
Franzen, Vernon, 1921, 22, 23
Fruendt, Nick, 2009, 10, 11, 12
Fullen, Elliot, 1984, 85, 86, 87



BRYAN ASHBAUGH


PAUL DOUGLASS



ELLIOT FULLEN

ALL-TIME LETTERWINNERS



JOE HARMSEN



RON KOZLICKI



RICK LOPOSSA

G

Gaines, Anthony, 2018
Gamber, Terry, 1967, 68, 69
Gargas, Chester, 1936
Gerken, Arthur, 1938
Gesler, Wendell, 1917, 18
Gibbs, Bill, 1961, 62, 63
Gibson, Brian, 1977, 78, 79, 80
Giusfredi, Albert, 1950, 51
Gleichmann, Harold, 1927, 28, 29
Glenn, John, 1934, 35, 36
Goldstein, Edwin, 1950
Goode, Andre, 1982, 83, 84, 85
Gorman, Larry, 1991
Grady, Bob, 1979, 80, 81, 82
Graham, Alva, 1924
Graham, Otto, 1942, 43, 44
Grant, Harold, 1952, 53, 54, 55
Greaves, Joseph, 1925
Greer, Jerry, 1958, 59, 60
Grier, Josh, 2004
Grose, Jeff, 1986, 87, 88, 89

H

Haas, John, 1928, 29
Hachad, Mohamed, 2003, 04, 05, 06
Hails, Robert, 1930
Hale, Hilton, 1975, 76
Hall, Charlie, 2016, 17, 18
Halquist, Ted, 1951
Hanlon, Sean, 1997
Hanselman, Ben, 1932
Hansen, Denny, 1962, 63, 64
Hardy, Tavaras, 1999, 2000, 01, 02
Harlow, Hayden, 1929
Harman, Lester, 1938, 39, 40
Harmsen, Joe, 1996, 97, 98, 99
Harris, Napoleon, 1998
Hart, James, 1946
Hartless, Rod, 1958, 59
Hasse, Clarence, 1941, 42, 43
Hathaway, Earl, 1927
Haunty, Jake, 1991
Hearn, Reggie, 2010, 11, 12, 13
Hedstrom, Burt, 1947
Heinemeyer, Floyd, 1919
Heise, Tom, 1991
Henneberry, Kyle, 1997
Hentz, Barry, 1970, 71, 72
Heppes, Donald, 1924
Heren, Hubert, 1908, 09, 10
Hildebrand, Bob, 1974, 75, 76, 77
Hiser, David, 1974, 75, 76, 77
Hoeveler, Justin, 2006
Hoffman, Gildea, 1924
Holmes, David, 1989, 90
Holmes, Elmer, 1914
Holmes, Willard, 1921, 22, 23
Hook, Jay, 1956, 57
Horvatich, Walter, 1949, 50, 51
Houlihan, Patrick, 2006, 07, 08, 09
Howell, Charles, 1990, 91, 92, 93
Howland, Frank, 1944
Hubbard, Clifford, 1910
Hubbell, Reader, 1917, 18
Hughes, Langston, 2000
Hughes, Robert, 1947, 48, 49
Hurley, Terry, 1967, 68, 69
Husar, Erwin, 1942

I

Ivankovich, Dan, 1984

J

Jackson, Don, 1963, 64, 65
Jackson, Randy, 1973, 74
Jake, Robert, 1942, 43
Jenkins, Michael, 1980, 81, 82, 83
Jenkins, Michael, 2002, 04, 05, 06
Jennings, Aaron, 2000, 01, 02, 03
Jerdan, Myles, 1969, 70, 71
Jimenez, Omar, 2012, 13
Johnson, Ben, 2000, 01
Johnson, Dick, 1957, 58, 59
Johnson, Douglas, 1910
Johnson, Elmer, 1931, 32, 33
Johnson, Fred, 1945
Johnson, Jevon, 1994, 95, 96, 97
Johnson, Russell, 1924
Johnsos, Luke, 1927, 28
Jones, Paul, 1936
Jones, Willie, 1958, 59, 60
Joost, Eric, 1984, 85
Jung, Brian, 1979, 80

K

Kachan, Kevin, 1972, 73, 74
Kammrath, Matt, 1997, 98, 99
Karstens, John, 1924, 25
Kauber, Warren, 1959
Kawal, Albert, 1933, 34, 35
Keeley, Phil, 1962, 63, 64
Kelley, Dale, 1968, 69, 70
Kennedy, Joe, 2004, 05, 06, 07
Kershaw, George, 1924, 25
Kincaid, Herbert, 1915, 16
King, LeRoy, 1946
Kirkpatrick, Kip, 1991, 92, 93, 94
Klaas, Bob, 1976, 77, 78, 79
Klein, Richard, 1940
Koble, Robert, 1939
Koehler, Robert, 1918
Kozlicki, Ron, 1965, 66, 67
Kreamer, Tommy, 1993
Kreft, Dan, 1994, 95, 96
Kreisberg, Jeremiah, 2015
Kruger, Donald, 1940, 41, 42
Kruse, James, 1950, 51
Kurka, Larry, 1952, 53, 54

L

Lambiotte, Walker, 1989, 90
Lamke, Earl, 1910, 11, 12
Lamke, Raymond, 1911, 12, 13
Lane, Edwin, 1920
Langenstein, Chester, 1920
Law, Vic, 2015, 17, 18
LeBuhn, Rob, 1952, 53, 54
Lepore, Steve, 1999, 2000
Leslie, Todd, 1990, 91, 92, 94
Levering, Gordon, 1959
Levison, George, 1927
Ligare, Victor, 1918, 19, 20
Lindgren, Charles, 1946
Lindsey, Scottie, 2015, 16, 17, 18
Ling, Tony, 1992, 93
Lockhart, Robert, 1930, 32
Lofgren, Philip, 1945, 46, 47
Long, Drew, 2002
Lopossa, Rick, 1962, 63, 64
Lose, Glen, 1955, 56, 57
Lounsberry, Jackson, 1991
Ludy, Perry, 1971
Lumpkin, Sanjay, 2014, 15, 16, 17
Lumpkins, Larry, 1979, 80
Lund, Arnold, 1926
Lutgens, Ken, 1961, 62, 63
Lyman, George, 1921

M

MacDonald, Edward, 1930
MacTaggart, Robert, 1946
Maddock, George, 1948, 49
Malnati, Tino, 2018
Manske, Edgar, 1933, 34
Mantis, Nick, 1957, 58, 59
Marcotullio, Alex, 2010, 11, 12, 13
Marifke, Jerry, 1976, 77, 78, 79
Marquardt, Allen, 1917, 18, 19
Marshall, Frank, 1924, 25, 26
Marshall, Harry, 1946
Martz, John, 1965, 66
Marvil, Dallas, 1930
Mason, Rich, 1965
Mast, Dick, 1955, 56, 57
Matthews, Frank, 1924, 25, 26
McAllister, Robert, 1939
McAnnally, Jess, 1935
McCants, Ed, 2001
McCarnes, Donald, 1941
McCarnes, Robert, 1930, 31, 32
McIntosh, Bryant, 2015, 16, 17, 18
McJohnston, Harrison, 1905
McKenzie, Harold, 1921, 22, 23
McKinney, Billy, 1974, 75, 76, 77
McMichael, Mike, 1936, 37, 38
McMillen, Arnold, 1943
Melchoir, Charles, 1938, 39, 40
Melchior, Jean-Marc, 2006, 07, 08
Mercer, Guy, 1935, 36, 37
Milam, Dave, 1966
Milam, Dick, 1974, 75
Miller, Clarence, 1905
Miller, John, 1961, 62, 63

Miller, Robert, 1905
Mirkovic, Luka, 2009, 10, 11, 12
Moeller, Kenneth, 1934
Molnar, Aron, 1997, 98, 99
Montgomery III, James, 2012, 13, 14
Moonshower, Marvin, 1933
Moran, Barry, 1970, 71, 72
Moore, Craig, 2006, 07, 08, 09
Morris, John, 1945
Morris, Max, 1945, 46
Morris, Shon, 1985, 86, 87, 88
Morse, Edson, 1933
Mottram, Joe, 1952
Mundy, Merrill, 1929, 30
Murray, Colin, 1981, 82, 84, 85

N

Nagode, Jake, 1936, 37, 38
Nash, Jeremy, 2007, 08, 09, 10
Neloms, Cedric, 1992, 93, 94, 95
Nelson, Jerry, 1964, 65, 66
Neufer, Eisten, 1947
Newby, Clarence, 1915
Newman, David, 1999, 2000
Nichols, Austin, 2010, 11
Nixon, Kevin, 1990
North, Bill, 1958, 59, 60
Norton, John, 1945

O

Okrzesik, Jason, 2007, 08
Olah, Alex, 2013, 14, 15, 16
Osborne, Robert, 1941
Otis, Joe, 1972, 73, 74
Owen, Carl, 1927

P

Palmer, Charles, 1921
Pardon, Dererk, 2016, 17, 18
Park, Lawrence, 1913
Parker, T.J., 2003, 04, 05
Paterson, James, 1921, 22, 23
Patterson, Frank, 1915, 16
Pedersen, Evan, 1989, 90
Peljusic, Ivan, 2008, 09, 10, 11
Pendergrast, Delbert, 1935, 36
Pendleton, Robert, 1933
Perry, Chester, 1933
Peterson, John, 1982, 83, 84, 85
Petrancek, Frank, 1952, 53, 54
Petrovic, Milan, 1985, 86, 87, 88
Pettit, Lloyd, 1945
Piper, Robert, 1910, 11
Pitts, Brian, 1983, 84, 86, 87
Pitts, Jim, 1964, 65, 66
Poetter, Erwin, 1941
Polite, Don, 1987, 88, 89, 90
Pomeday, Nate, 1996, 97, 98, 99
Porth, Victor, 1940
Potter, Tom, 1961
Preston, Tom, 1969, 70, 71
Printen, John, 1965

Q

Queen, Aaric, 1991, 92
Quinter, Alvine, 1926

R

Rader, Allan, 1907, 08
Radtke, Ed, 1962
Ragelis, Edward, 1951, 52
Ragelis, Ray, 1949, 50, 51
Rankin, Kevin, 1991, 92, 93, 94
Rathel, Gaddis, 1980, 81, 82, 83
Rayford, T.J., 1992, 93, 94
Reece, Lucis, 1988, 89, 90, 91
Reeves, Mike, 1968, 69, 70
Reiff, Joseph, 1931, 32, 33
Reinert, Jim, 1977
Richardson, Clarence, 1982, 83, 84, 85
Rickards, Sterling, 1933
Riel, Bert, 1929, 30, 31
Riessen, Marty, 1962, 63, 64
Roberson, Rod, 1978, 79, 80, 81
Robinson, Adam, 2000
Rosenfeld, Milton, 1933, 34, 35
Ross, Bryan, 1987, 88, 89
Ross, Harry, 1907, 08, 09
Ross, Rob, 1989, 90
Rothrock, John, 1945
Rowley, Kyle, 2009, 10
Ruklick, Joe, 1957, 58, 59
Rusch, Robert, 1926, 27, 28
Ryan, Jeff, 2007, 08, 09, 11

S

Sabine, Dick, 1937
Sarno, Jim, 1968, 69, 70
Saunders, Charles, 1920, 21, 22
Saunders, Larry, 1968
Saviano, Rocky, 1986
Scanlan, George, 1911, 12, 13
Schadler, Bernard, 1944, 45, 47
Schaefer, Dick, 1965
Schneberger, George, 1915
Schnepp, Tom, 1981
Schner, Larry, 1981, 82
Schultz, Harold, 1929
Schultz, Paul, 1981, 82, 83, 84
Schulz, Bill, 1956, 57
Schumacher, Ronald, 1943, 44
Schwabe, Brian, 1986, 88, 89, 90
Scott, Vince, 2004, 05, 06, 07
Seacat, Evan, 2003, 04, 05, 06
Seder, Arthur, 1941
Sharer, Charles, 1913
Sharer, Dwight, 1922
Sharp, Nathan, 1914
Shepard, Robert, 1939, 40
Shoger, Ron, 1970, 71, 72
Shurna, John, 2009, 10, 11, 12
Sibley, Mark, 1971, 72, 73
Sickels, Duane, 1944, 45
Simpson, Eric, 1991, 92, 93, 94
Skelly, Gavin, 2015, 16, 17, 18
Smith, Arthur, 1931, 32
Smith, Jean, 1936, 37, 38
Snyder, Brad, 1959, 60, 61
Sobolewski, Dave, 2012, 13, 14, 15
Soltau, Thomas, 2002
Spoerer, Edward, 1934
Stack, Jim, 1980, 81, 82, 83
Steger, Matt, 2007, 08, 09, 10
Stegman, Walter, 1923, 24
Sticklen, William, 1948, 49
Stillwell, Jack, 1955
Stoeppelwerth, Walt, 1953, 54, 55
Strumillo, Chester, 1947, 48, 49
Stuntzner, Dave, 1958
Styles, Phil, 1988, 89
Sund, Rick, 1971, 72, 73
Sutton, Jerry, 1967, 68, 69
Svete, Bob, 1975, 76, 77
Swift, George, 1907, 08, 09
Swopshire, Jared, 2013

T

Taphorn, Nathan 2014, 15, 16, 17
Taylor, Clinton, 1931
Teasley, Tim, 1973, 74, 75, 76
Teigeler, Fred, 1919
Thomas, Chuck, 1957
Thompson, David, 1910, 11
Thompson, Michael, 2008, 09, 10, 11
Thompson, Mike, 2005
Tiberi, Walt, 1965, 66, 67
Tolic, Ivan, 2004, 07
Tourek, Charles, 1946, 47, 48
Towne, Patrick, 2001, 02, 03
Trenkle, Fred, 1936, 37, 38
Trompeter, Dennis, 1975, 76
Tucker, Dustin, 1907
Turner, Donald, 1940
Turner, Mike, 2013

U

Uebele, Herman, 1956, 57
Underhill, Marshall, 1916, 17, 18



NICK MANTIS



ALEX MARCOTULLIO



FRANK PETRANCEK



MICHAEL THOMPSON



BOB VOIGTS



RALPH WELLS

V

van Zegeren, Joey, 2016
Vance, Addington, 1939, 40
Vana, John, 1997
Vance, Norman, 1935, 36, 37
Vassar, Johnnie, 2015
Vehe, Walter, 1914
Vodick, Nick, 1943, 44
Voigts, Robert, 1937, 38, 39
Vukusic, Vedran, 2002, 04, 05, 06

W

Wall, Chris, 1975, 76, 77, 78
Wallace, James, 1973, 75, 76
Walter, Russell, 1928, 29, 30
Walters, Rex, 1989, 90
Ward, John, 1944, 47, 48
Warren, Phil, 1957, 58, 59
Watts, Shawn, 1984, 85, 86, 87
Weatherby, C., 1913
Weaver, Mike, 1966, 67, 68
Weinberger, Albert, 1905
Wells, Burman, 1907
Wells, Greg, 1972, 73, 75
Wells, Harry, 1911, 12, 13
Wells, Ralph, 1960, 61, 62
Welsh, John, 1941
Wendland, Russell, 1941, 42, 43
Werts, Clarence, 1911
Wessling, Homer, 1908, 09
Wheeler, Emerson, 1946
Whelan, John, 1931
White, Harold, 1925, 26
Whittle, Glenn, 1914, 15, 16
Whittle, Harold, 1913, 14
Wilcox, Robert, 1918, 19, 20
Wilkins, Albert, 1933, 34, 35
Williams, Sterling, 2006, 07, 08, 09
Williams, Willie, 1974, 75
Wink, Sean, 1998, 99
Woislaw, Bill, 1961, 62, 63
Wood, Bob, 1964
Worland, Donald, 1936
Worthington, Tom, 1947, 48, 49
Wright, Frank, 1945
Wyss, Tim, 1986, 87

Y

Yonke, Bret, 1993
Young, Albert, 1940
Young, George, 1919, 20
Young, Jitim, 2001, 02, 03, 04

Z

Zuravleff, Joe, 1947, 48

POSTSEASON RESULTS

BIG TEN TOURNAMENT HISTORY

1998 (Chicago)
3/5 #8 Minnesota vs. #9 Northwestern....L, 64-56

1999 (Chicago)
3/4 #8 Northwestern vs. #9 Penn State....W, 54-44
3/5 #1 Michigan State vs. #11 Northwestern....L, 61-59

2000 (Chicago)
3/9 #6 Wisconsin vs. #11 Northwestern....L, 51-41

2001 (Chicago)
3/8 #6 Iowa vs. #11 Northwestern....L, 72-55

2002 (Indianapolis)
3/7 #7 Northwestern vs. #10 Michigan....L, 72-51

2003 (Chicago)
3/13 #10 Northwestern vs. #7 Minnesota....W, 76-64
3/14 #2 Illinois vs. #10 Northwestern....L, 94-65

2004 (Indianapolis)
3/11 #6 Northwestern vs. #11 Penn State....W, 57-52
3/12 #3 Michigan State vs. #6 Northwestern....L, 68-55

2005 (Chicago)
3/10 #8 Northwestern vs. #9 Michigan....W, 58-56
3/11 #1 Illinois vs. #8 Northwestern....L, 68-51

2006 (Indianapolis)
3/7 #8 Penn State vs. #9 Northwestern....L, 60-42

2007 (Indianapolis)
3/8 #7 Michigan State vs. #10 Northwestern....L, 62-57

2008 (Indianapolis)
3/13 #6 Minnesota vs. #11 Northwestern....L, 55-52

2009 (Indianapolis)
3/12 #8 Minnesota vs. #9 Northwestern....L, 66-53

2010 (Indianapolis)
3/11 #7 Northwestern vs. #10 Indiana....W, 73-58
3/12 #2 Purdue vs. #7 Northwestern....L, 69-61

2011 (Indianapolis)
3/10 #8 Northwestern vs. #9 Minnesota....W, 75-65
3/11 #1 Ohio State vs. #8 Northwestern....L, 68-61 (OT)

2012 (Indianapolis)
3/8 #7 Northwestern vs. #10 Minnesota....L, 75-68 (OT)

2013 (Chicago)
3/14 #6 Iowa vs. #11 Northwestern....L, 73-59

2014 (Indianapolis)
3/13 #6 Iowa vs. #11 Northwestern....W, 67-62
3/14 #3 Michigan State vs. #11 Northwestern....L, 67-51

2015 (Chicago)
3/12 #7 Indiana vs. #10 Northwestern....L, 71-56

2016 (Indianapolis)
3/10 #8 Michigan vs. #9 Northwestern....L, 72-70 (OT)

2017 (Washington D.C.)
3/9 #6 Northwestern vs. #14 Rutgers....W, 83-61
3/10 #3 Maryland vs. #6 Northwestern....W, 72-64
3/11 #2 Wisconsin vs. #6 Northwestern....L, 76-48

2018 (New York, N.Y.)
3/1 #10 Northwestern vs. #7 Penn State....W, 65-57

NCAA TOURNAMENT HISTORY

2017 (Salt Lake City)
3/16 #8 Northwestern vs. #9 Vanderbilt....W, 68-66
3/18 #1 Gonzaga vs. #8 Northwestern....L, 79-73

NATIONAL INVITATION TOURNAMENT HISTORY

1983
3/17 Northwestern vs. Notre Dame*....W, 71-57
3/21 Northwestern at DePaul....L, 65-63

1994
3/16 Northwestern vs. DePaul....W, 69-68
3/21 Northwestern vs. Xavier....L, 83-79 (OT)

1999
3/10 Northwestern at DePaul....L, 69-64

2009
3/18 Northwestern at Tulsa....L, 68-59

2010
3/17 Northwestern at Rhode Island....L, 76-64

2011
3/16 Northwestern vs. Milwaukee....W, 70-61
3/19 Northwestern at Boston College....W, 85-67
3/23 Nortwestern at Washington State....L, 69-66 (OT)

2012
3/13 Northwestern vs. Akron....W, 76-74
3/16 Northwestern at Washington....L, 76-55

* Played at Rosemont Horizon; Rosemont, Ill.



BRYANT McINTOSH scored 25 points in Northwestern's first NCAA tournament game, a 68-66 victory over Vanderbilt March 16, 2017 in Salt Lake City, Utah.