SOCON

MEN'S BASKETBALL

RECORD BOOK

2024 - 2025

IT'S ALL HERE.

Scoring

Game

1.	100	Frank Selvy, Furman vs. Newberry ***NCAA record***	Feb. 13, 1954
2.	67	Darrell Floyd, Furman vs. Morehead State	Jan. 22, 1955
3.	66	Jay Handlan, Washington & Lee vs. Furman	Feb. 24, 1951
4.	63	Frank Selvy, Furman vs. Mercer	Feb. 11, 1953
5.	62	Darrell Floyd, Furman vs. The Citadel	Jan. 14, 1956
6.	58	Frank Selvy, Furman vs. Wofford	Feb. 23, 1954
7.	56	Darrell Floyd, Furman vs. Clemson	Feb. 24, 1955
8.	56	Stan Davis, Appalachian State vs. Carson-Newman	Jan. 24, 1974
9.	55	Skip Henderson, Marshall vs. The Citadel	March 4, 1988
10.	54	Rod Hundley, West Virginia vs. Furman	Jan. 5, 1957
	54	Jordan Lyons, Furman vs. North Greenville	Nov. 15, 2018

Season

1.	1,209	Frank Selvy, Furman	1953-54
2.	974	Stephen Curry, Davidson	2008-09
3.	946	Darrell Floyd, Furman	1955-56
4.	931	Stephen Curry, Davidson	2007-08
5.	908	Jerry West, West Virginia	1959-60
6.	903	Jerry West, West Virginia	1958-59
7.	897	Darrell Floyd, Furman	1954-55
8.	877	Andrew Goudelock, College of Charleston	2010-11
9.	855	Bob McCurdy, Richmond	1974-75
10.	820	Jason Conley, VMI	2001-02

Career

1.	2,635	Stephen Curry, Davidson	2006-09
2.	2,574	Skip Henderson, Marshall	1983-88
3.	2,571	Andrew Goudelock, College of Charleston	2007-11
4.	2,538	Frank Selvy, Furman	1951-54
5.	2,516	Fletcher Magee, Wofford	2015-19
6.	2,483	John Gerdy, Davidson	1975-79
7.	2,423	Gay Elmore, VMI	1983-87
8.	2,332	John Taft, Marshall	1987-91
9.	2,310	Dom Flora, Washington & Lee	1954-58
10.	2,309	Jerry West, West Virginia	1957-60

Scoring average

Season

	Avg	G	Pts.		
1.	41.7	29	1,209	Frank Selvy, Furman*	1953-54
2.	35.9	25	897	Darrell Floyd, Furman*	1954-55
3.	33.8	28	946	Darrell Floyd, Furman*	1955-56
4.	32.9	26	855	Bob McCurdy, Richmond*	1974-75
5.	30.2	19	574	Aron Stewart, Richmond	1972-73
6.	29.5	25	738	Frank Selvy, Furman*	1952-53
7.	29.3	31	908	Jerry West, West Virginia	1959-60
8.	29.3	28	820	Jason Conley, VMI*	2001-02
9.	28.9	25	723	Bob Tallent, George Washington	1968-69
10.	28.6	34	974	Stephen Curry, Davidson*	2008-09

**** - NCAA scoring leader***

Career

	Avg	G	Pts.		
1.	32.5	78	2,538	Frank Selvy, Furman	1951-54
2.	32.1	71	2,281	Darrell Floyd, Furman	1953-56
3.	28.1	44	1,237	Aron Stewart, Richmond	1972-74
4.	26.7	56	1,495	Frankie King, Western Carolina	1993-95
5.	25.7	79	2,032	Fred Hetzel, Davidson	1962-65
6.	25.3	104	2,635	Stephen Curry, Davidson	2006-09
7.	24.9	54	1,347	Bob McCurdy, Richmond	1973-75
8.	24.8	93	2,309	Jerry West, West Virginia	1957-60
9.	24.5	89	2,180	Rod Hundley, West Virginia	1954-57
10.	23.4	106	2,483	John Gerdy, Davidson	1975-79



Furman's Frank Selvy scored an NCAA-record 100 points against Newberry on Feb. 13, 1954.

Field goals made

Game

1.	41	Frank Selvy, Furman vs. Newberry	Feb. 13, 1954
2.	27	Darrell Floyd, Furman vs. Morehead State	Jan. 22, 1955
3.	25	Stan Davis, Appalachian State vs. Carson-Newman	Jan. 24, 1974
4.	23	Darrell Floyd, Furman vs. The Citadel	Jan. 14, 1956
5.	22	Rod Hundley, West Virginia vs. Furman	Jan. 5, 1957
	22	Bunny Gibson, Marshall vs. Chattanooga	Jan. 30, 1978
7.	21	Jerry Varn, The Citadel vs. Piedmont	1953
	21	Jeff Cohen, William & Mary vs. Richmond	1960-61
	21	Bob McCurdy, Richmond vs. West Virginia	Feb. 17, 1975
10.	20	Fred Hetzel, Davidson vs. Furman	Dec. 8, 1964
	20	Dick Snyder, Davidson vs. Ohio	Dec. 21, 1965
	20	Aron Stewart, Richmond vs. Appalachian State	Jan. 29, 1973
	20	Bob McCurdy, Richmond vs. Appalachian State	Feb. 26, 1975
	20	Skip Henderson, Marshall vs. The Citadel	March 4, 1988

Season

1.	427	Frank Selvy, Furman	1953-54
2.	344	Darrell Floyd, Furman	1954-55
3.	340	Jerry West, West Virginia	1958-59
4.	339	Darrell Floyd, Furman	1955-56
5.	325	Jerry West, West Virginia	1959-60
6.	321	Bob McCurdy, Richmond	1974-75
7.	318	Andrew Goudelock, College of Charleston	2010-11
8.	317	Stephen Curry, Davidson	2007-08
9.	312	Stephen Curry, Davidson	2008-09
10.	292	John Gerdy, Davidson	1977-78

Career

1.	1,052	John Gerdy, Davidson	1976-79
2.	1,000	Skip Henderson, Marshall	1985-88
3.	956	Andrew Goudelock, College of Charleston	2007-11
4.	947	Jonathan Moore, Furman	1977-80
5.	922	Frank Selvy, Furman	1952-54
6.	882	Kyle Hines, UNCG	2004-08
7.	873	Gay Elmore, VMI	1984-87
8.	871	Stephen Curry, Davidson	2006-09
9.	868	Darrell Floyd, Furman	1954-56
10.	843	Jerry West, West Virginia	1958-60

Field-goal attempts

Game

1.	71	Jay Handlin, Washington & Lee vs. Furman	Feb. 24, 1951
2.	66	Frank Selvy, Furman vs. Newberry	Feb. 13, 1954
3.	51	Darrell Floyd, Furman vs. Morehead State	Jan. 22, 1955
4.	49	Darrell Floyd, Furman vs. The Citadel	Jan. 14, 1956
5.	48	Rod Hundley, West Virginia vs. Furman	Jan. 5, 1957
6.	42	Stan Davis, Appalachian St. vs. Carson-Newman	Jan. 24, 1974
	42	Rod Hundley, West Virginia vs. George Washington	Feb. 19, 1955
8.	39	Bill Ralph, VMI vs. West Virginia	1953-54
9.	38	Darrell Floyd, Furman vs. Virginia Tech	March 1, 1956
	38	Bob Tallent, George Washington vs. Furman	Jan. 7, 1969

Season

1.	941	Frank Selvy, Furman	1953-54
2.	850	Darrell Floyd, Furman	1955-56
3.	814	Rod Hundley, West Virginia	1955-56
4.	796	Darrell Floyd, Furman	1954-55
5.	756	Rod Hundley, West Virginia	1954-55
6.	699	Andrew Goudelock, College of Charleston	2010-11
7.	687	Stephen Curry, Davidson	2008-09
8.	677	Bob Tallent, George Washington	1968-69
9.	656	Jerry West, West Virginia	1958-59
	656	Stephen Curry, Davidson	2007-08

Career

1.	2,218	Rod Hundley, West Virginia	1955-57
2.	2,143	Frank Selvy, Furman	1952-54
3.	2,092	Andrew Goudelock, College of Charleston	2007-11
4.	2,063	Darrell Floyd, Furman	1954-56
5.	2,057	John Gerdy, Davidson	1976-79
6.	1,964	Skip Henderson, Marshall	1985-88
7.	1,866	Stephen Curry, Davidson	2006-09
8.	1,858	Gay Elmore, VMI	1984-87
9.	1,814	Karl Cochran, Wofford	2011-15
10.	1,766	Fletcher Magee, Wofford	2015-19

Field-goal percentage

Game (minimum 10 made)

1.	100.0	14-14	Russ Hunt, Furman vs. Appalachian State	Dec. 9, 1971
2.	100.0	12-12	Ashley Champion, Chattanooga vs. Samford	Dec. 21, 2002
		12-12	Tyson Patterson, Appalachian State vs. W. Carolina	Jan. 24, 2000
		12-12	Kamar Robertson, Mercer vs. Chattanooga	Feb. 24, 2021
5.	100.0	11-11	Alex Holt, Mercer vs The Citadel	Feb. 21, 2024

Season (minimum 5 made per game)

	Pct.	FG-FGA		
1.	67.5	197-292	Troy Lee Mikell, ETSU	1982-83
2.	67.1	141-210	George Spain, Davidson	1994-95
3.	66.3	178-281	Charles Payton, Appalachian State	1980-81
4.	65.2	161-247	Dave Montgomery, VMI	1976-77
5.	64.7	189-292	Rodney English, ETSU	1990-91
6.	64.7	200-309	Joe Holup, George Washington	1955-56
7.	64.5	156-242	Justin Tuoyo, Chattanooga	2016-17
8.	64.1	143-223	Xavier Cork, Western Carolina	2020-21
9.	64.0	176-275	Chevez Goodwin, Wofford	2019-20
10.	63.3	178-281	Charles Payton, Appalachian State	1980-81

Career (minimum 400 made)

	Pct.	FG-FGA		
1.	69.0	412-597	Ricky Nedd, Appalachian State	1991-94
2.	61.3	448-731	Kris Acox, Furman	2013-17
3.	60.2	442-734	Rich DiBenedetto, Davidson	1978-81
4.	59.9	764-1276	Noah Dahlman, Wofford	2007-11
5.	59.8	522-873	Kareem Livingston, Appalachian State	1997-98
6.	59.6	647-1,086	Kyle Hines, UNCG	2004-07
7.	59.3	426-718	Joey Brooks, Furman	1986-89
8.	59.2	415-701	Jeremy Simmons, College of Charleston	2007-11
9.	58.9	548-930	Mike Groselle, The Citadel	2009-13
10.	58.6	756-1,296	Joe Holup, George Washington	1953-56



Davidson's Stephen Curry finished his three-year career as the Southern Conference's leading scorer with 2,635 points. Curry also finished his career as the league's all-time leader in made 3-pointers with 414, though that mark has since been broken.

3-point field goals made

Game

1.	15	Keith Veney, Marshall vs. Morehead St. ***NCAA record***	Dec. 14, 1996
	15	Jordan Lyons, Furman vs. North Greenville ***NCAA record***	Nov. 15, 2018
3.	11	Elton Nesbitt, Georgia Southern vs. Chattanooga	Jan. 17, 2005
	11	Fletcher Magee, Wofford at Chattanooga	Feb. 17, 2018
	11	Patrick Good, ETSU at Western Carolina	Jan. 26, 2019
6.	10	David Donerlson, Western Carolina vs. Elon	Feb. 20, 1989
	10	Keith Veney, Marshall vs. Hampton	Jan. 6, 1996
	10	Elton Nesbitt, Georgia Southern vs. The Citadel	Feb. 14, 2005
	10	Nate Cranford, Appalachian State vs. Chattanooga	Jan. 6, 2007
	10	Nicholas Paulos, UNCG at Chattanooga	Feb. 21, 2013
	10	Tom Tankelwicz, WCU vs. Charleston Southern	Dec. 18, 2013
	10	Quayson Williams, CIT vs. Mid-Atlantic Christian	Nov. 11, 2015
	10	Matt Frierson, The Citadel vs. Johnson	Nov. 14, 2018
	10	Bubba Parham, VMI at Kentucky	Nov. 18, 2018
	10	Connor Kern, The Citadel vs. UNCG	Feb. 28, 2019
	10	Jordan Lyons, Furman at VMI	Jan. 1, 2020

Season

1.	162	Stephen Curry, Davidson ***NCAA single-season record***	2007-08
2.	158	Fletcher Magee, Wofford	2018-19
3.	148	Fletcher Magee, Wofford	2017-18
4.	135	Stephen McDowell, Chattanooga	2008-09
5.	131	Andrew Goudelock, College of Charleston	2010-11
6.	130	Keith Veney, Marshall	1996-97
	130	Stephen Curry, Davidson	2008-09
8.	123	Donald Sims, Appalachian State	2009-10
9.	122	Stephen Curry, Davidson ***NCAA freshman record***	2006-07
10.	118	Keddric Mays, Chattanooga	2006-07

Career

1.	509	Fletcher Magee, Wofford ***NCAA record***	2015-19
2.	414	Stephen Curry, Davidson	2006-09
3.	396	Andrew Goudelock, College of Charleston	2007-11
	396	Francis Alonso, UNCG	2015-19
5.	358	Donald Sims, Appalachian State	2007-11
6.	324	Matt Frierson, The Citadel	2015-19
7.	318	Alex Hunter, Furman	2017-22
8.	312	Karl Cochran, Wofford	2011-15
9.	299	Ian Chadwick, Wofford	1997-01
10.	298	Nathan Hoover, Wofford	2016-20

SoConSports.com

3-point field-goal attempts

Game

1.	34	Jordan Lyons, Furman vs. North Greenville ***NCAA record***	Nov. 15, 2018
2.	25	Keith Veney, Marshall vs. Morehead State	Dec. 14, 1996
3.	21	Travis Cantrell, The Citadel vs. Western Carolina	Jan. 12, 2002
4.	20	Stephen Curry, Davidson vs. Colby	Nov. 21, 2006
	20	Donald Sims, Appalachian State at Mississippi State	Nov. 19, 2010
6.	19	Keith Veney, Marshall vs. VMI	1996-97
	19	Shawn Hall, Appalachian State vs. Davidson	Feb. 22, 2003
	19	Keaton Cole, Western Carolina vs. Chattanooga	Feb. 2, 2012
	19	Tim Marshall, VMI at The Citadel	Feb. 15, 2015
	19	Francis Alonso, UNCG at Liberty	Dec. 2, 2017
	19	Fletcher Magee, Wofford at Chattanooga	Feb. 17, 2018
	19	Fletcher Magee, Wofford vs. Samford	Jan. 24, 2019

Season

1.	377	Fletcher Magee, Wofford	2018-19
2.	369	Stephen Curry, Davidson	2007-08
3.	337	Fletcher Magee, Wofford	2017-18
4.	336	Stephen Curry, Davidson	2008-09
5.	322	Andrew Goudelock, College of Charleston	2010-11
6.	320	Keith Veney, Marshall	1996-97
7.	318	Stephen McDowell, Chattanooga	2008-09
8.	314	Matt Frierson, The Citadel	2017-18
9.	309	Shawn Hall, Appalachian State	2002-03
10.	303	Jordan Lyons, Furman	2018-19

Career

1.	1,169	Fletcher Magee, Wofford	2015-19
2.	1,004	Stephen Curry, Davidson	2006-09
3.	977	Francis Alonso, UNCG	2015-19
4.	958	Andrew Goudelock, College of Charleston	2007-11
5.	914	Karl Cochran, Wofford	2011-15
6.	893	Matt Frierson, The Citadel	2015-19
7.	883	Donald Sims, Appalachian State	2007-11
8.	846	Jordan Lyons, Furman	2016-20
9.	820	Alex Hunter, Furman	2017-22
10.	819	Ian Chadwick, Wofford	1997-01

3-point field-goal percentage

Game (minimum 6 made)

1.	100.0	(9-9)	Nicholas Paulos, UNCG vs. Davidson	Jan. 18, 2014
2.	100.0	(8-8)	Jalen Johnson, Mercer vs. VMI	Jan. 13, 2022
3.	100.0	(7-7)	Stefan Kenic, Chattanooga vs. Western Carolina	Feb. 17, 2021
4.	100.0	(6-6)	Gary Robb, Chattanooga vs. Alaska-Anchorage	Nov. 27, 1992
		(6-6)	Brandon Born, Chattanooga vs. Southern Miss	Jan. 2, 1994
		(6-6)	Nathan Jameson, UNCG vs. St. Peter's	Dec. 3, 2000
		(6-6)	Jason Morton, Davidson vs. The Citadel	Feb. 13, 2006
		(6-6)	Matt Estep, Wofford vs. Appalachian State	Feb. 2, 2006
		(6-6)	Donte Gennie, Georgia Southern vs. The Citadel	Feb. 19, 2007
		(6-6)	Craig Hinton, VMI at Maryland	Nov. 30, 2014
		(6-6)	Andrew Brown, Furman vs. VMI	Jan. 21, 2017
		(6-6)	Greg Parham, VMI at The Citadel	Feb. 8, 2020
		(6-6)	A.J. Staton-McCray, Samford vs Chattanooga	Jan. 3, 2024
		(6-6)	Tyran Cook, VMI vs Chattanooga	Feb. 8, 2024

Season (minimum 1.5 made per game)

	Pct.	3FG-3FGA		
1.	59.2	84-142	Keith Jennings, ETSU	1990-91
2.	54.2	45-83	Quentin Moore, Western Carolina	1983-84
3.	52.7	58-110	Joe Stafford, Western Carolina	1995-96
4.	51.8	44-85	Keith Gray, Western Carolina	1988-89
5.	50.5	47-93	Brendan Winters, Davidson	2002-03
6.	49.7	73-147	Derek Rucker, Davidson	1986-87
7.	49.6	67-135	Brandon Born, Chattanooga	1993-94
8.	49.6	63-127	Keith Jennings, ETSU	1989-90
9.	49.5	48-97	Ryan Nesbit, The Citadel	1988-89
10.	49.0	74-151	Jake Stephens, VMI	2021-22

Career (minimum 120 made)

	Pct.	3FG-3FGA		
1.	49.3	223-452	Keith Jennings, ETSU	1989-91
2.	45.2	126-279	Alan Puckett, The Citadel	1999-02
3.	45.1	146-324	Shawn Reid, Furman	1984-88
4.	44.7	159-356	Brandon Born, Chattanooga	1991-95
5.	44.5	154-346	Derek Rucker, Davidson	1985-88
6.	44.0	166-377	Demetrius Denzel-Dyson, Samford	2016-18
7.	44.0	131-298	David Donerlson, Western Carolina	1989-90
8.	43.5	509-1,169	Fletcher Magee, Wofford	2015-19
9.	43.4	190-438	Peter Anderer, Davidson	2000-03
10.	43.2	189-437	Kemp Phillips, Appalachian State	1987-90

Free throws made

Game

1.	25	Frank Selvy, Furman vs. The Citadel	Jan. 30, 1954
2.	25	Joe Holup, George Washington vs. Furman	Feb. 17, 1956
3.	23	Bill Jarman, Davidson vs. George Washington	Dec. 11, 1961
4.	22	Gary Daniels, The Citadel vs. Toledo	Dec. 21, 1962
	22	Regan Truesdale, The Citadel vs. Marshall	1983-84
6.	21	Kevin Martin, Western Carolina vs. ETSU	Jan. 17, 2004
	21	Frank Selvy, Furman vs. Mercer	Feb. 11, 1953
	21	Frank Selvy, Furman vs. Mercer	Feb. 18, 1954
9.	20	Johny Mahoney, William & Mary vs. George Washington	1954-55
	20	Terry Penn, Virginia Tech vs. The Citadel	1956-57

Season

1.	355	Frank Selvy, Furman	1953-54
2.	268	Darrell Floyd, Furman	1955-56
3.	258	Jerry West, West Virginia	1959-60
4.	251	Joe Holup, George Washington	1955-56
5.	227	Roy Lange, William & Mary	1957-58
6.	223	Jerry West, West Virginia	1958-59
7.	220	Stephen Curry, Davidson	2008-09
8.	219	Dom Flora, Washington & Lee	1955-56
9.	218	Rod Hundley, West Virginia	1955-56
10.	216	Johnny Mahoney, William & Mary	1954-55



ETSU's Keith Jennings shot a league-record 59.2 percent from 3-point range during the 1990-91 season. He also holds the SoCon career record for 3-point field-goal percentage at 49.3 percent.

Career

1.	714	Joe Holup, George Washington	1953-56
2.	696	Dom Flora, Washington & Lee	1955-58
3.	694	Frank Selvy, Furman	1952-54
4.	652	Stephen Croone, Furman	2012-16
5.	633	Ed Harrison, Richmond	1953-56
6.	623	Jerry West, West Virginia	1958-60
7.	610	Rod Hundley, West Virginia	1955-57
8.	609	Jerry Smith, Furman	1961-63
9.	565	Jeff Cohen, William & Mary	1958-61
10.	545	Darrell Floyd, Furman	1954-56
	545	Donald Sims, Appalachian State	2007-11

Free-throw attempts

Game

1.	30	Joe Holup, George Washington vs. Furman	Feb. 17, 1956
2.	29	Gary Daniels, The Citadel vs. Toledo	Dec. 21, 1961
3.	27	Regan Truesdale, The Citadel vs. Marshall	1983-84
	27	Bill Jarman, Davidson vs. George Washington	Dec. 11, 1961
	27	Frank Selvy, Furman vs. The Citadel	Jan. 30, 1954
	27	Frank Selvy, Furman vs. Mercer	Feb. 11, 1953
7.	26	Frankie King, Western Carolina vs. ETSU	Feb. 23, 1994
8.	24	Darrell Floyd, Furman vs. Georgia Tech	Jan. 13, 1955
	24	Art Musselman, The Citadel vs. Memphis State	1957-58
	24	Lamar Wright, The Citadel vs. Furman	1992-93
	24	Stanislav Makshantsev, Furman vs. Wofford	Feb. 11, 1999

Season

1.	444	Frank Selvy, Furman	1953-54
2.	350	Darrell Floyd, Furman	1955-56
3.	337	Jerry West, West Virginia	1959-60
4.	331	Joe Holup, George Washington	1955-56
5.	320	Jerry West, West Virginia	1958-59
6.	297	Bill Matthews, Virginia Tech	1953-54
7.	295	Dom Flora, Washington & Lee	1955-56
8.	288	Roy Lange, William & Mary	1957-58
9.	286	Johnny Mahoney, William & Mary	1954-55
10.	281	Frankie King, Western Carolina	1993-94

Career

1.	961	Joe Holup, George Washington	1953-56
2.	906	Frank Selvy, Furman	1952-54
3.	874	Stephen Croone, Furman	2012-16
4.	861	Dick Wright, Furman	1956-59
5.	851	Jerry West, West Virginia	1958-60
6.	850	Ed Harrison, Richmond	1953-56
7.	786	Bill Matthews, Virginia Tech	1953-56
8.	743	Jerry Smith, Furman	1961-63
9.	734	John Taft, Marshall	1988-91
10.	701	Josh Sharkey, Samford	2016-20

Free-throw percentage

Game (minimum 14 made)

1.	100.0	18-18	Anquell McCollum, W. Carolina vs. Marshall	Feb. 5, 1996
2.	100.0	17-17	Chad Copeland, Chattanooga vs. Alabama State	Dec. 29, 1993
3.	100.0	16-16	Stanford Strickland, Chattanooga vs. Ga. Southern	Dec. 30, 1983
		16-16	Greg Dennis, Western Carolina vs. VMI	Jan. 21, 1982
		16-16	Eric Garcia, Wofford vs. Mercer	Dec. 31, 2016
5.	100.0	15-15	Jerry Smith, Furman vs. Richmond	Feb. 19, 1962
6.	100.0	14-14	Kevin Martin, W. Carolina vs. Coastal Carolina	Nov. 22, 2002
		14-14	Jerry Smith, Furman vs. George Washington	Feb. 19, 1963
		14-14	Ray Miller, Furman vs. Illinois	Dec. 11, 1975
		14-14	Mel Daniel, Furman vs. Stanford	Dec. 4, 1981
		14-14	Dimeco Childress, ETSU vs. Davidson	Feb. 9, 2002
		14-14	Stanislav Makshantsev, Furman vs. Duquesne	Dec. 12, 1998
		14-14	Terry Boyd, Western Carolina vs. Appalachian State	Jan. 21, 1991
		14-14	John Humphrey, Marshall vs. Austin Peay	Nov. 25, 1988
		14-14	Laverne Evans, Marshall vs. Chattanooga	March 4, 1984
		14-14	Willie White, Chattanooga vs. Western Carolina	1983-84
		14-14	Stephen Curry, Davidson at Oklahoma	Nov. 18, 2008
		14-14	Kellen Brand, Appalachian St. vs. UNC Wilmington	Nov. 13, 2009
		14-14	Amu Saaka, Furman vs. South Carolina	Dec. 22, 2010
		14-14	C.J. Reed, Georgia Southern at UNCG	Feb. 27, 2013
		14-14	Jordan Strawberry, Mercer vs. Samford	Feb. 27, 2017

Season (minimum 2.5 made per game)

	Pct.	FT-FTA		
1.	95.1	175-184	Donald Sims, Appalachian State	2009-10
2.	94.4	84-89	Bunny Gibson, Marshall	1977-78
3.	93.5	116-124	Nik Cochran, Davidson	2012-13
4.	93.2	68-73	Ryan Lawson, ETSU	2001-02
5.	93.0	93-100	Nathan Hoover, Wofford	2019-20
6.	92.5	74-80	Randy Nesbit, The Citadel	1979-80
7.	92.1	128-139	Eric Garcia, Wofford	2016-17
8.	91.8	78-85	Tim Parker, Chattanooga	2002-03
9.	91.0	101-111	Fletcher Magee, Wofford	2018-19
10.	90.7	97-107	Fletcher Magee, Wofford	2017-18

Career (minimum 200 made)

	Pct.	FT-FTA		
1.	90.8	393-433	Fletcher Magee, Wofford	2015-19
2.	89.3	358-401	Nik Cochran, Davidson	2009-13
3.	89.2	545-611	Donald Sims, Appalachian State	2007-11
4.	88.9	281-316	Chad Copeland, Chattanooga	1993-94
5.	88.9	255-287	Nathan Hoover, Wofford	2016-20
6.	87.6	479-547	Stephen Curry, Davidson	2006-09
7.	87.1	426-489	Francis Alonso, UNCG	2015-19
8.	86.6	214-247	Johnny Mitchell, VMI	1967-69
9.	86.4	260-301	Greg White, Marshall	1978-81
10.	86.3	253-293	Jordan Strawberry, Mercer	2014-18

Rebounds

Game

1.	51	Bill Chambers, William & Mary vs. Virginia	Feb. 14, 1953
2.	35	Bob Thomas, Furman vs. The Citadel	Dec. 17, 1955
3.	32	Steve Ross, Furman vs. Presbyterian	Jan. 28, 1958
4.	31	Doug Wilson, Furman vs. William & Mary	Feb. 15, 1960
	31	Bill Ralph, VMI vs. Hampden-Sydney	1953-54
	31	Jerry West, West Virginia vs. George Washington	Feb. 6, 1960
7.	29	Gerald Glur, Furman vs. Richmond	Jan. 7, 1963
8.	28	Bob Thomas, Furman vs. Presbyterian	Feb. 19, 1955
	28	Bobby Williamson, VMI vs. Lynchburg	1954-55
	28	Steve Powers, VMI vs. Davidson	1966-67
	28	Joe Brunson, Furman vs. American	Feb. 17, 1969
	28	Joe Brunson, Furman vs. The Citadel	Dec. 30, 1969

Season

1.	604	Joe Holup, George Washington	1955-56
2.	546	Joe Holup, George Washington	1954-55
3.	510	Jerry West, West Virginia	1959-60
4.	495	Chris Smith, Virginia Tech	1959-60
5.	488	Gerald Glur, Furman	1961-62
6.	484	Joe Holup, George Washington	1953-54
7.	471	Jeff Cohen, William & Mary	1959-60
8.	470	Bill Matthews, Virginia Tech	1954-55
9.	447	Gene Guarilia, George Washington	1956-57
10.	443	Lloyd Sharrar, West Virginia	1956-57

Career

1.	2,030	Joe Holup, George Washington	1953-56
2.	1,679	Jeff Cohen, William & Mary	1958-61
3.	1,508	Chris Smith, Virginia Tech	1958-61
4.	1,379	Bill Matthews, Virginia Tech	1953-56
5.	1,255	Ken Daniel, Richmond	1953-56
6.	1,242	Jonathan Moore, Furman	1977-80
7.	1,240	Jerry West, West Virginia	1958-60
8.	1,190	Walt Lysaght, Richmond	1953-56
9.	1,183	Gerald Glur, Furman	1961-63
10.	1,178	Lloyd Sharrar, West Virginia	1956-58

SoConSports.com

Assists

Game

1.	19	Keith Jennings, ETSU vs. Appalachian State	Feb. 2, 1991
	19	Jason Richards, Davidson vs. Mount St. Mary (N.Y.)	Dec. 15, 2006
3.	18	Greg White, Marshall vs. CCNY	Dec. 8, 1979
4.	17	Mike Sorrentino, Davidson vs. Appalachian State	Dec. 17, 1971
	17	Chris Dodds, Davidson vs. Wofford	Nov. 27, 1976
	17	Gary Robb, Chattanooga vs. Southern	Dec. 29, 1992
	17	Sean Peterson, Georgia Southern vs. W. Carolina	Jan. 21, 2002
8.	16	Tim Brooks, Chattanooga vs. Western Carolina	Feb. 1, 1992
	16	Jason Richards, Davidson vs. Colby	Nov. 21, 2006
	16	Sean Peterson, Georgia Southern vs. ETSU	Feb. 2, 2001
	16	Keegan Bell, Chattanooga vs. Longwood	Dec. 29, 2011
	16	Josh Sharkey, Samford at Wofford	Jan. 24, 2019

Season

1.	301	Keith Jennings, ETSU	1990-91
2.	297	Keith Jennings, ETSU	1989-90
3.	293	Jason Richards, Davidson	2007-08
4.	249	Jason Richards, Davidson	2006-07
5.	239	Josh Sharkey, Samford	2018-19
6.	226	Eric Garcia, Wofford	2016-17
7.	225	Christen Cunningham, Samford	2016-17
8.	218	Tyson Patterson, Appalachian State	1999-00
9.	217	Josh Sharkey, Samford	2019-20
10.	216	Richard Little, VMI	2002-03

Career

1.	983	Keith Jennings, ETSU	1988-91
2.	758	Josh Sharkey, Samford	2016-pr.
3.	701	Greg White, Marshall	1978-81
4.	668	Guilherme Da Luz, Furman	2000-03
5.	663	Jason Richards, Davidson	2004-08
6.	647	Casey Rogers, Western Carolina	1999-02
7.	646	Ali Ton, Davidson	1995-98
8.	638	Tyson Patterson, Appalachian State	1996-00
9.	584	Courtney Eldridge, UNCG	1999-02
10.	542	Chris Alpert, Davidson	1992-96

Blocked shots

Game

1.	13	Fessor Leonard, Furman vs. St. Peter's	Jan. 9, 1974
2.	10	Kirill Misyuchenko, The Citadel vs. Wingate	Dec. 14, 1996
3.	10	Neil Ashby, Chattanooga vs. Murray State	Dec. 22, 2002
4.	9	George Singleton, Furman vs. The Citadel	Jan. 7, 1981
	9	George Singleton, Furman vs. Marshall	Feb. 21, 1981
	9	Omar Roland, Marshall vs. Chattanooga	Jan. 13, 1990
	9	Eric Mann, VMI vs. The Citadel	Jan. 15, 2000
	9	Justin Tuoyo, Chattanooga vs. Western Carolina	Jan. 8, 2015
9.	8	Omar Roland, Marshall vs. Western Carolina	1989-90
	8	Scott VanSchaardenburg, The Citadel vs. Duke	Jan. 16, 1991
	8	Ricky Nedd, Appalachian State vs. Tennessee Tech	Dec. 6, 1993
	8	Kirill Misyuchenko, The Citadel vs. Ga. Southern	Feb. 12, 2006
	8	Jeremy Clayton, Appalachian State vs. Chattanooga	Jan. 17, 2008
	8	Andrew Fisher, Mercer vs. Chattanooga	Feb. 8, 2016
	8	James Dickey, UNCG vs. ETSU	Feb. 12, 2018
	8	Ruben Guerrero, Samford vs. ETSU	Jan. 31, 2019

Season

1.	106	Kyle Hines, UNCG	2004-05
2.	104	Justin Tuoyo, Chattanooga	2014-15
3.	101	Omar Roland, Marshall	1989-90
4.	95	Kyle Hines, UNCG	2007-08
5.	93	George Singleton, Furman	1980-81
6.	93	Jody Lumpkin, College of Charleston	1999-00
	93	Rans Brempong, Western Carolina	2000-01
8.	92	Z. Mason, Chattanooga	2013-14
9.	89	Justin Tuoyo, Chattanooga	2016-17
10.	84	Kyle Hines, UNCG	2005-06

Career

1.	349	Kyle Hines, UNCG	2004-08
2.	308	Rans Brempong, Western Carolina	2001-05
3.	270	Justin Tuoyo, Chattanooga	2014-17
4.	269	George Singleton, Furman	1981-84
5.	238	Jody Lumpkin, College of Charleston	1998-01
6.	222	James Dickey, UNCG	2016-20
7.	220	Jeremy Clayton, Appalachian State	2004-08
8.	215	Kirill Misyuchenko, The Citadel	1995-98
9.	213	Lucas Troutman, Elon	2010-14
10.	206	Jake Stephens, VMI/UTC	2018-23

Steals

Game

1.	11	Ali Ton, Davidson vs. Tufts	Nov. 29, 1997
2.	10	Shawn Moore, Marshall vs. ETSU	Jan. 29, 1994
	10	Brandon Born, Chattanooga vs. USC Aiken	Nov. 26, 1994
	10	Jason Bell, VMI vs. Furman	Feb. 10, 1998
	10	Zakee Wadood, ETSU vs. Clemson	Dec. 15, 2003
6.	9	D.J. Thompson, Appalachian State vs. UNCG	Feb. 22, 2007
	9	Stephen Curry, Davidson vs. Guilford	Nov. 14, 2008
	9	Isaiah Miller, UNCG vs. Mecer	Jan. 1, 2020
	9	Elijah Morgan, The Citadel vs VMI	Feb. 17, 2024
10.	8	Kevin Eastman, Richmond vs. Davidson	Jan. 17, 1976
	8	Randy Nesbitt, The Citadel vs. USC Aiken	Dec. 11, 1976
	8	Jeff Battle, Marshall vs. Furman	Jan. 7, 1984
	8	David Wade, Marshall vs. Marquette	Feb. 1, 1984
	8	Trazel Silvers, ETSU vs. Appalachian State	1992-93
	8	Trazel Silvers, ETSU vs. Michigan State	Dec. 9, 1993
	8	Jason Bell, VMI vs. ETSU	Feb. 23, 1997
	8	Jason Bell, VMI vs. West Virginia Tech	Dec. 2, 1997
	8	Jason Bell, VMI vs. UNCG	Feb. 15, 1999
	8	Tyson Patterson, Appalachian State vs. Lees-McRae	Nov. 27, 1999
	8	Jason Conley, VMI vs. Charleston Southern	Dec. 12, 2001
	8	Tim Smith, ETSU vs. Virginia-Wise	Dec. 14, 2003
	8	Kevin Hammack, The Citadel vs. Navy	Dec. 30, 2004
	8	Max Paulhus-Gosselin, Davidson vs. Guilford	Nov. 14, 2008
	8	Johntavious Rucker, Georgia Southern vs. Reinhardt	Nov. 13, 2009
	8	Korey Van Dussen, UNCG vs. Towson	Nov. 20, 2011
	8	Justin Browning, Western Carolina vs. Chattanooga	Feb. 11, 2016
	8	Preston Parks, The Citadel vs. Johnson	Nov. 11, 2016
	8	Desmond Johnson, Western Carolina at The Citadel	Dec. 30, 2017
	8	Josh Sharkey, Samford vs. Jacksonville State	Nov. 9, 2018
	8	Tray Boyd III, ETSU vs. Mars Hill	Dec. 29, 2019

Season

1.	109	Keith Jennings, ETSU	1990-91
2.	104	Isaiah Miller, UNCG	2018-19
3.	93	Zakee Wadood, ETSU	2002-03
4.	92	Zakee Wadood, ETSU	2003-04
5.	90	Brigham Waginger, Western Carolina	2009-10
6.	89	Isaiah Miller, UNCG	2019-20
7.	87	Tyson Patterson, Appalachian State	1999-00
8.	86	Stephen Curry, Davidson	2008-09
	86	Josh Sharkey, Samford	2018-19
10.	85	D.J. Thompson, Appalachian State	2006-07

Career

1.	334	Keith Jennings, ETSU	1988-91
2.	315	Isaiah Miller, UNCG	2017-21
3.	293	D.J. Thompson, Appalachian State	2003-06
4.	285	Brigham Waginger, Western Carolina	2006-10
	285	Josh Sharkey, SAM	2016-20
6.	250	Derek Rucker, Davidson	1985-88
7.	247	Tyson Patterson, Appalachian State	1996-00
8.	246	Zakee Wadood, ETSU	2001-02
9.	240	Jason Bell, VMI	1995-98
10.	236	Ricky Hickman, UNCG	2003-07
	236	Rodney Peel, Appalachian State	1988-92

Scoring

Game

1.	154	Furman vs. The Citadel	Jan. 8, 1955
2.	149	Furman vs. Newberry	Feb. 13, 1954
3.	148	The Citadel vs. Mid-Atlantic Christian	Nov. 12, 2018
4.	146	The Citadel vs. Johnson	Nov. 11, 2016
5.	144	The Citadel vs. Toccoa Falls	Dec. 7, 2016
6.	141	Western Carolina vs. Toccoa Falls	Jan. 17, 2012
7.	137	The Citadel vs. Johnson	Nov. 14, 2018
8.	135	UNCG vs Virginia-Lynchburg	Dec. 21, 2023
9.	134	Samford vs VMI	Jan. 13, 2024
10.	133	Western Carolina vs. Toccoa Falls	Nov. 26, 2001
	133	VMI vs. Mid-Atlantic Christian	Dec. 2, 2014
	133	Samford vs. Belhaven	Dec. 21, 2020

Season

1.	3,103	ETSU	1990-91
2.	3,032	ETSU	1989-90
3.	3,012	Samford	2023-24
4.	2,964	The Citadel	2016-17
5.	2,911	Furman	2022-23
6.	2,884	West Virginia	1958-59
7.	2,879	Wofford	2018-19
8.	2,834	Samford	2016-17
9.	2,821	College of Charleston	2010-11
10.	2,820	Chattanooga	1992-93

Scoring average

Season

	Avg.	Pts	Gms		
1.	95.3	2,572	27	Furman	1954-55
2.	94.0	3,103	33	ETSU	1990-91
3.	92.6	2,592	28	Furman	1971-72
4.	91.7	2,572	27	Furman	1954-55
5.	91.4	2,560	28	Marshall	1995-96
6.	89.8	2,964	33	The Citadel	2016-17
7.	89.5	2,775	31	West Virginia	1959-60
8.	89.3	2,321	26	Davidson	1963-64
9.	89.2	3,032	34	ETSU	1989-90
10.	89.0	2,492	28	Furman	1955-56



Duggar Baucom's 2016-17 Citadel squad posted two of the four highest-scoring games in SoCon history within a month of each other before his 2018-19 team surpassed those efforts with the third-highest score in league history (148) against Mid-Atlantic Christian.

Scoring defense

Season

	Avg.	Pts	Gms		
1.	58.6	1,759	30	College of Charleston	1999-00
2.	59.1	1,890	32	Wofford	2013-13
3.	59.2	1,835	31	College of Charleston	1998-99
4.	59.7	2,089	35	Wofford	2014-15
5.	59.8	1,914	32	The Citadel	2009-10
6.	60.0	1,740	29	College of Charleston	2000-01
7.	60.3	1,869	31	Chattanooga	1981-82
8.	60.5	1,815	30	VMI	1984-85
9.	60.7	1,881	31	Samford	2009-10
10.	60.8	1,824	30	College of Charleston	2001-02

Field goals made

Game

1.	63	Furman vs. Newberry	Feb. 13, 1954
2.	61	Davidson vs. Warren Wilson	Dec. 10, 1991
3.	61	Western Carolina vs. Toccoa Falls	Nov. 6, 2001
4.	57	The Citadel vs. Mid-Atlantic Christian	Nov. 12, 2018
5.	55	UNCG vs Virginia-Lynchburg	Dec. 21, 2023
6.	54	VMI vs. Mid-Atlantic Christian	Dec. 2, 2014
7.	53	Western Carolina vs. Toccoa Falls	Nov. 20, 2008
8.	52	Samford vs VMI	Jan. 13, 2024
9.	51	Western Carolina vs. Toccoa Falls	Jan. 17, 2012
	51	Elon vs. Central Penn	Dec. 19, 2013

Season

1.	1,132	ETSU	1990-91
2.	1,090	ETSU	1989-90
3.	1,075	West Virginia	1958-59
4.	1,054	Samford	2023-24
5.	1,044	Wofford	2018-19
6.	1,042	Furman	1972-73
7.	1,040	West Virginia	1959-60
8.	1,037	College of Charleston	2010-11
9.	1,032	Davidson	2007-08
10.	1,016	Furman	2022-23

Field-goal attempts

Game

1.	116	Furman vs. The Citadel	Jan. 8, 1955
2.	102	The Citadel vs. USC Aiken	Feb. 17, 1982
3.	106	The Citadel vs. Johnson	Nov. 11, 2016
4.	105	VMI vs. Mid-Atlantic Christian	Dec. 2, 2014
5.	104	The Citadel vs. UMBC	Dec. 19, 2016
6.	98	Davidson vs. New Hampshire	Dec. 28, 1962
	98	Western Carolina vs. Toccoa Falls	Nov. 20, 2008
	98	The Citadel vs. Mid-Atlantic Christian	Nov. 12, 2018
9.	96	Western Carolina vs. Toccoa Falls	Nov. 21, 2001
10.	92	Georgia Southern vs. UC Davis	Nov. 12, 2006
	92	Wofford vs. Samford	Feb. 9, 2017

Season

1.	2,370	Furman	1953-54
2.	2,359	The Citadel	2016-17
3.	2,355	West Virginia	1958-59
4.	2,249	The Citadel	2015-16
5.	2,248	West Virginia	1959-60
6.	2,199	Davidson	2007-08
7.	2,194	Davidson	2008-09
8.	2,184	UNCG	2018-19
9.	2,176	ETSU	1989-90
10.	2,173	College of Charleston	2010-11

SoConSports.com

Field-goal percentage

Game

	Pct.	FG-FGA		
1.	77.4	24-31	Richmond vs. The Citadel	1975-76
2.	72.3	34-47	Chattanooga vs. Appalachian State	March 6, 2003
3.	71.9	41-57	Elon vs. Washington & Lee	Nov. 8, 2013
4.	71.7	33-46	Davidson vs. VMI	March 3, 1983
5.	71.4	20-28	Furman vs. James Madison	Dec. 1, 1984
6.	71.0	44-62	Appalachian State vs. Tennessee Wesleyan	Dec. 30, 1999
7.	70.3	45-64	Wofford vs. Allen	Nov. 15, 2016
8.	70.0	42-60	Furman vs. South Carolina State	Dec. 21, 2020
9.	69.8	37-53	VMI vs. Christendom	Nov. 20, 2019
10.	69.3	43-62	The Citadel vs. Indiana State	Dec. 19, 1988

Season

	Pct.	FG-FGA		
1.	54.4	894-1,644	Davidson	1963-64
2.	53.5	864-1,615	The Citadel	1978-79
3.	53.2	946-1,777	Marshall	1986-87
4.	53.0	669-1,262	ETSU	1982-83
5.	52.9	Unknown	Davidson	1980-81
6.	52.5	864-1,616	The Citadel	1978-79
7.	52.4	736-1,404	Appalachian State	1980-81
8.	52.0	940-1,806	VMI	1976-77
9.	51.6	939-1821	Appalachian State	1990-91
10.	51.2	Unknown	Davidson	1965-66

3-point field goals made

Game

1.	24	VMI vs. Furman	Feb. 12, 2015
2.	23	The Citadel vs. Mid-Atlantic Christian	Nov. 12, 2018
	23	The Citadel vs. High Point	Nov. 27, 2018
4.	22	Georgia Southern vs. Chattanooga	Jan. 17, 2005
	22	The Citadel vs. UNCG	Feb. 28, 2019
	22	Samford vs. Belhaven	Dec. 21, 2020
	22	Furman vs. North Greenville	Nov. 9. 2021
	22	VMI vs. Carlow	Nov. 9, 2021
	22	Chattanooga vs. Covenant	Nov. 19, 2022
9.	21	Furman vs. Virginia Intermont	Dec. 29, 2004
	21	VMI vs. Johnson	Nov. 18, 2014
	21	The Citadel vs. Ogelthorpe	Nov. 10, 2017
	21	Furman vs. North Greenville	Nov. 15, 2018
	21	VMI vs. Campbellsville-Harrodsburg	Dec. 15, 2020
	21	Furman vs. South Carolina State	Dec. 21, 2020
	21	Furman vs. Western Carolina	Jan. 19, 2022
	21	Samford at VMI	Feb. 18, 2023



Georgia Southern, led by Elton Nesbitt's 11-for-16 effort, drained what was then a SoCon-record 22 3-pointers against Chattanooga on Jan. 17, 2005.

Season

1.	401	Furman	2021-22
2.	400	VMI	2021-22
3.	398	Chattanooga	2022-23
4.	397	The Citadel	2016-17
5.	386	The Citadel	2017-18
6.	385	Wofford	2018-19
7.	370	The Citadel	2018-19
8.	363	The Citadel	2015-16
9.	359	VMI	2019-20
10.	357	Wofford	2017-18

3-point field-goal attempts

Game

1.	57	VMI vs. Mid-Atlantic Christian	Dec. 2, 2014
2.	55	VMI vs. Marist	Dec. 13, 2014
3.	53	VMI vs. Carlow	Dec 7, 2022
4.	52	Davidson vs. Colby	Nov. 21, 2006
5.	51	The Citadel vs. Mid-Atlantic Christian	Nov. 12, 2018
6.	50	The Citadel at Air Force	Dec. 2, 2015
	50	The Citadel vs. Johnson	Nov. 13, 2016
	50	The Citadel vs. UMBC	Dec. 19, 2016
9.	49	Furman vs. North Greenville	Nov. 15, 2018
	49	Furman vs Bob Jones	Dec. 9, 2023

Season

1.	1,166	The Citadel	2016-17
2.	1,133	The Citadel	2017-18
3.	1,123	The Citadel	2015-16
4.	1,078	VMI	2014-15
5.	1,076	The Citadel	2018-19
6.	1,057	Chattanooga	2022-23
7.	1,054	Furman	2021-22
8.	1,049	VMI	2021-22
9.	1,012	VMI	2019-20
10.	1,002	Western Carolina	2021-22

3-point field-goal percentage

Game (minimum 8 made)

	Pct.	3FG-3FGA		
1.	81.0	17-21	Wofford vs. VMI	Feb. 8, 2016
2.	80.0	12-15	Marshall vs. Wyoming	Dec. 6, 1991
3.	76.2	16-21	UNCG at Samford	Jan. 27, 2018
4.	75.0	9-12	Furman vs. Newberry	Dec. 14, 1988
5.	73.3	11-15	Samford at Wofford	Jan. 24, 2019
6.	72.7	8-11	Furman vs. ETSU	Jan. 30, 1988
	72.7	8-11	Western Carolina vs. Augusta	Jan. 11, 1989
	72.7	8-11	UNCG vs. Wofford	Feb. 1, 2004
	72.7	16-22	Davidson at Samford	Feb. 6, 2014
10.	71.4	10-14	Appalachian State vs. ETSU	Jan. 28, 1988
	71.4	10-14	College of Charleston vs. Wofford	Jan. 25, 1999
	71.4	10-14	Samford vs. Davidson	Jan. 28, 2012

Season

	Pct.	3FG-3FGA		
1.	46.6	153-328	The Citadel	1988-89
2.	45.5	138-303	Davidson	1986-87
3.	42.8	137-320	Furman	1986-87
4.	41.7	269-645	Davidson	2002-03
5.	41.4	385-929	Wofford	2018-19
6.	41.4	285-689	ETSU	1989-90
7.	41.3	357-865	Wofford	2017-18
8.	41.1	179-435	Marshall	1990-91
9.	40.8	270-662	Wofford	2015-16
10.	40.7	201-494	Western Carolina	1991-92

Free throws made

Game

1.	52	Virginia Tech vs. William & Mary	Feb. 16, 1957
2.	48	Davidson vs. The Citadel	Jan. 26, 1985
3.	47	Furman vs. Clemson	Jan. 29, 1955
4.	45	The Citadel vs. Furman	Jan. 26, 1994
5.	42	Furman vs. Prebyterian	Jan. 28, 1958
6.	41	Furman vs. New York University	Dec. 27, 1954
	41	Western Carolina vs. Wofford	Jan. 4, 1997
8.	39	Furman vs. Wofford	Feb. 25, 1958
	39	Furman vs. West Virginia	Jan. 30, 1961
10.	37	Furman vs. Virginia Tech	Jan. 28, 1955
	37	Furman vs. New York University	Feb. 9, 1956
	37	Furman vs. The Citadel	March 3, 1979
	37	Furman vs. UNCG	Feb. 4, 2012
	37	Wofford vs. Western Carolina	Jan. 30, 2016
	37	Chattanooga vs. The Citadel	Feb. 1, 2016

Season

1.	734	West Virginia	1958-59
2.	678	Furman	1953-54
3.	670	William & Mary	1957-58
4.	668	Furman	1954-55
5.	658	Furman	1955-56
6.	645	Samford	2016-17
7.	640	George Washington	1955-56
8.	631	Davidson	1971-72
9.	615	George Washington	1954-55
10.	614	Chattanooga	2008-09

Free-throw attempts

Game

1.	71	Furman vs. Clemson	Jan. 28, 1955
2.	67	Furman vs. New York University	Dec. 27, 1954
3.	62	Western Carolina vs. North Carolina A&T	Dec. 6, 1977
4.	58	The Citadel vs. Furman	Feb. 2, 1968
5.	57	Davidson vs. The Citadel	Jan. 26, 1985
6.	56	Furman vs. Clemson	Jan. 21, 1956
7.	56	Furman vs. Clemson	Feb. 23, 1956
8.	54	Furman vs. Presbyterian	Feb. 19, 1955
	54	UNCG vs. Furman	Jan. 9, 2010
10.	53	Chattanooga vs. UNCG	Jan. 27, 2011

Season

1.	1,072	West Virginia	1958-59
2.	1,023	Furman	1955-56
3.	1,016	Furman	1954-55
4.	950	Furman	1953-54
5.	935	Chattanooga	2008-09
6.	922	William & Mary	1957-58
7.	914	George Washington	1955-56
8.	868	Samford	2016-17
9.	866	Chattanooga	2013-14
10.	864	The Citadel	1978-79

Free-throw percentage

Game (minimum 14 made)

	Pct.	FT-FTA		
1.	100.0	31-31	Marshall vs. Davidson	Dec. 17, 1979
2.		21-21	Davidson vs. Chattanooga	Jan. 14, 1978
		21-21	The Citadel vs. College of Charleston	Jan. 13, 1988
4.		20-20	The Citadel vs. Army	Nov. 9, 2013
5.		19-19	Davidson vs. Furman	Jan. 10, 1963
		19-19	The Citadel vs. VMI	1968
		19-19	ETSU vs. UNCG	March 6, 2017
8.		18-18	Western Carolina vs. Davidson	Jan. 5, 2002
		18-18	The Citadel vs. ETSU	Feb. 26, 2015
10.		17-17	Western Carolina vs. Appalachian State	Jan. 15, 2011
		17-17	The Citadel at VMI	Jan. 21, 2023

Season

	Pct.	FT-FTA		
1.	79.5	560-704	Davidson	2012-13
2.	79.2	377-476	VMI	2021-22
3.	78.3	488-623	Davidson	1973-74
4.	78.3	336-429	Chattanooga	2020-21
5.	78.2	449-574	Mercer	2016-17
6.	78.0	482-618	Wofford	2016-17
7.	77.9	429-538	Wofford	2017-18
8.	77.9	539-692	Davidson	1984-85
9.	77.8	413-531	Davidson	2002-03
10.	77.3	557-721	Furman	1977-78

Rebounds

Game

1.	78	George Washington vs. Georgetown	1968-69
2.	76	Davidson vs. VMI	Jan. 8, 1970
3.	70	VMI vs. Mid-Atlantic Christian	Dec. 2, 2014
4.	69	The Citadel vs. Morris	Nov. 15, 2022
5.	68	Davidson vs. Emory	Nov. 9, 2007
	55	UNCG vs Virginia-Lynchburg	Dec. 21, 2023
7.	67	The Citadel vs. Clemson	Nov. 25, 2000
	67	The Citadel vs. Johnson	Nov. 13, 2016
9.	65	Georgia Southern vs. UC Davis	Nov. 12, 2006
10.	64	ETSU vs. Reinhardt	Dec. 3, 2018
	64	Western Carolina vs. Brescia	Nov. 13, 2022

Season

1.	1,810	West Virginia	1958-59
2.	1,749	West Virginia	1961-62
3.	1,680	Furman	1973-74
4.	1,605	George Washington	1954-55
5.	1,589	Furman	1972-73
6.	1,581	Davidson	1967-68
7.	1,575	Furman	1974-75
8.	1,554	East Carolina	1971-72
9.	1,545	West Virginia	1957-58
10.	1,509	Davidson	1969-70

Rebound average

Season

	Avg.	Rebs	Gms		
1.	61.6	1,451	24	George Washington	1955-56
2.	59.7	1,605	27	George Washington	1954-55
3.	58.3	1,749	30	West Virginia	1961-62
4.	57.8	1,254	22	Davidson	1962-63
5.	57.2	1,313	23	William & Mary	1960-61
6.	56.9	1,545	27	West Virginia	1957-58
7.	56.9	1,205	21	Virginia Tech	1958-59
8.	56.8	1,176	21	Davidson	1963-64
9.	56.2	1,461	26	Virginia Tech	1959-60
10.	55.9	1,509	27	Davidson	1969-70

Assists

Game

1.	42	The Citadel vs. Mid-Atlantic Christian	Nov. 19, 2015
2.	39	Davidson vs. Warren Wilson	Dec. 9, 1991
3.	38	Marshall vs. South Carolina	Dec. 1, 1980
4.	37	The Citadel vs. Mid-Atlantic Christian	Nov. 12, 2018
5.	36	Chattanooga vs. Emmanuel	Nov. 29, 2003
	36	Samford vs. Belhaven	Dec. 21, 2020
7.	35	Davidson vs. Mount St. Mary	Dec. 15, 2006
	35	Chattanooga vs. Tennessee Wesleyan	Nov. 26, 2003
9.	34	The Citadel vs. Johnson	Nov. 13, 2016
	34	Wofford vs. UVa-Wise	Dec. 6, 2016
	34	Furman vs. North Greenville	Nov. 9, 2021

SoConSports.com

Season

1.	635	ETSU	1990-91
2.	616	Samford	2023-24
3.	615	Davidson	2007-08
4.	599	Furman	2022-23
5.	593	Furman	2021-22
6.	581	Samford	2016-17
7.	567	Davidson	2005-06
8.	561	The Citadel	2016-17
9.	559	Davidson	2006-07
10.	552	Wofford	2016-17

Assist average

Season

	Avg.	Asts	Gms		
1.	19.2	635	33	ETSU	1990-91
2.	18.3	567	31	Davidson	2005-06
3.	18.0	540	30	Appalachian State	1990-91
4.	17.6	616	35	Samford	2023-24
5.	17.4	593	34	Furman	2021-22
6.	17.1	615	36	Davidson	2007-08
7.	17.0	561	33	The Citadel	2016-17
8.	16.7	552	33	Wofford	2016-17
9.	16.6	416	25	Furman	2020-21
10.	16.6	599	36	Furman	2022-23

Blocked shots

Game

1.	15	VMI vs. Appalachian State	Feb. 10, 2003
	15	Chattanooga vs. Bluefield	Dec. 18, 2002
	15	College of Charleston vs. ETSU	Jan. 3, 2000
	15	Chattanooga vs. Western Carolina	Jan. 8, 2015
5.	14	Davidson vs. Guilford	Nov. 20, 1999
	14	Furman vs. Utah Valley	Dec. 29, 2009
	14	VMI vs. Mid-Atlantic Christian	Dec. 2, 2014
	14	UNCG vs. ETSU	Feb. 12, 2018
	14	The Citadel vs. Johnson	Nov. 14, 2018
10.	13	UNCG vs. William & Mary	Dec. 20, 2004
	13	College of Charleston vs. Furman	Jan. 21, 2010

Season

1.	203	Chattanooga	2014-15
2.	196	College of Charleston	1998-99
3.	178	UNCG	2004-05
4.	177	VMI	2014-15
5.	175	Chattanooga	2001-02
6.	168	Chattanooga	2013-14
7.	165	Chattanooga	2015-16
8.	163	ETSU	2023-24
9.	162	College of Charleston	2009-10
	162	ETSU	2016-17

Blocked shots average

Season

	Avg.	Blks	Gms		
1.	6.3	203	32	Chattanooga	2014-15
2.	6.3	196	31	College of Charleston	1998-99
3.	5.9	178	30	UNCG	2004-05
4.	5.9	177	30	VMI	2014-15
5.	5.8	175	30	Chattanooga	2001-02
6.	5.2	155	30	Appalachian State	1990-91
7.	5.1	154	30	Furman	2009-10
8.	5.1	168	33	Chattanooga	2013-14
9.	4.8	148	31	UNCG	2005-06
10.	4.8	162	34	College of Charleston	2009-10

Steals

Game

1	27	The Citadel vs. Johnson	Nov. 13, 2016
2.	26	ETSU vs. Union	Jan. 12, 2004
	26	Chattanooga vs. Appalachian State	March 6, 2003
4.	25	Davidson vs. Guilford	Nov. 14, 2008
	25	The Citadel vs. Trinity Baptist	Nov. 21, 2017
6.	24	Appalachian State vs. Lees-McRae	Nov. 27, 1999
	24	Appalachian State vs. Liberty	Dec. 1, 2001
8.	23	Chattanooga vs. Tennessee-Temple	Nov. 12, 2012
	23	UNCG vs. Greensboro College	Nov. 27, 2018
	23	UNCG vs. William Peace	Dec. 28, 2019

Season

1.	384	Marshall	1983-84
2.	382	ETSU	2003-04
3.	354	ETSU	2002-03
4.	347	Samford	2023-24
5.	341	Marshall	1984-85
6.	327	Georgia Southern	2003-04
7.	325	Appalachian State	1999-00
8.	324	Appalachian State	2003-04
9.	321	Western Carolina	2009-10
10.	315	UNCG	2018-19

Steals average

Season

	Avg.	Stls	Gms		
1.	12.4	384	31	Marshall	1983-84
2.	11.6	382	33	ETSU	2003-04
3.	11.4	354	31	ETSU	2002-03
4.	11.3	327	29	Georgia Southern	2003-04
5.	11.2	303	27	Marshall	1994-95
6.	11.2	302	27	Marshall	1992-93
7.	10.8	324	30	Appalachian State	2003-04
8.	10.3	299	29	Appalachian State	2002-03
9.	10.3	287	28	VMI	2001-02
10.	10.2	325	32	Appalachian State	1999-00

Wins

1.	30	North Carolina	1945-46
	30	North Carolina State	1950-51
	30	Wofford	2018-19
	30	ETSU	2019-20
5.	29	Davidson	2007-08
	29	Davidson	2006-07
	29	Chattanooga	2015-16
	29	UNCG	2018-19
	29	Samford	2023-24
9.	28	College of Charleston	1998-99
	28	Wofford	2014-15
	28	Furman	2022-23

Consecutive wins

1.	25	Davidson	2007-08
	25	College of Charleston	1998-99

Consecutive conference wins (regular season)

1.	44	West Virginia	1956-60
2.	43	Davidson	2007-09
3.	34	North Carolina	1923-25
4.	27	Davidson	1968-71
5.	23	Davidson	1963-64
6.	19	College of Charleston	1998-00
7.	18	Wofford	2018-19
8.	13	ETSU	2017-18
9.	11	The Citadel	2008-09

Overtime wins

Season

1.	6	Chattanooga, 6-0	1988-89

MOST OVERALL VICTORIES AT A SOCON SCHOOL

1.	447	Bob McKillop, Davidson (1992-14)
2.	299	Mike Young, Wofford (2002-19)
3.	243	Mack McCarthy, Chattanooga (1985-97)
	243	Burton Shipley, Maryland (1923-47)
5.	230	Bill Reinhart, George Washington (1941-42; 1949-66)
6.	226	Eddie Cameron, Duke (1928-42)
	226	Bobby Cremins, Appalachian State (1975-81); College of Charleston (2006-12)
8.	223	Lyles Alley, Furman (1945-49; 1950-66)
9.	213	Les Robinson, The Citadel (1974-85); ETSU (1985-90)
10.	196	Murray Greason, WF (1936-43; 44-53)
11.	194	Norman Shepard, North Carolina (1923-24); Davidson (1937-49)
12.	193	Larry Hunter, Western Carolina (2005-18)
13.	187	Everett Case, North Carolina State (1946-53)
14.	185	Wes Miller, UNCG (2011-21)
15.	176	Lefty Driesell, Davidson (1960-69)
16.	168	Malcolm U. Pitt, Richmond (1935-52)
	156	***Bob Richey, Furman (2017-present)***
18.	148	Herman J. Stegeman, Georgia (1921-31)
19.	147	Lester Hooker Jr., Richmond (1952-63)
20.	146	Fred Schaus, West Virginia (1954-60)
21.	145	Steve Cottrell, Western Carolina (1977-87)
	145	John Shulman, Chattanooga (2004-13)
23.	142	Joe Williams, Furman (1970-78)
24.	141	Tom Scott, North Carolina (1946-52); Davidson (1955-60)
25.	139	Ron Shumate, Chattanooga (1972-79)
	139	Tom Apke, Appalachian State (1986-96)



Bob McKillop won 447 games with Davidson while the Wildcats were members of the Southern Conference.



Mike Young was named the Sporting News Coach of the Year in 2018-19, when he led Wofford to a school-record 30 wins, a top-25 national ranking and the first NCAA tournament win in school history.



Chattanooga's Mack McCarthy won 243 games and five SoCon tournament titles from 1985-97.



Lyles Alley
Furman



Burton Shipley
Maryland



Everett Case
North Carolina State



Bobby Cremins
Appalachian State,
College of Charleston



Adolph Rupp
Kentucky

WINS PER SEASON (MINIMUM TWO SEASONS)

Avg.	Wins	Yrs.	Coach, school (seasons)
26.7	187	7	Everett Case, North Carolina State (1946-53)
26.0	52	2	Ben Carnevale, North Carolina (1944-46)
26.0	130	5	Steve Forbes, ETSU (2015-20)
24.3	146	6	Fred Schaus, West Virginia (1954-60)
23.8	95	4	John Kresse, College of Charleston (1998-02)
22.5	135	6	Murray Arnold, Chattanooga (1979-85)
22.3	***156***	***7***	***Bob Richey, Furman (2017-present)***

WON-LOST PERCENTAGE (MINIMUM TWO SEASONS)

Pct.	Rec.	Yrs.	Coach, school (seasons)
85.7	30-5	2	Adolph Rupp, Kentucky (1930-32)
82.5	52-11	2	Ben Carnevale, North Carolina (1944-46)
81.2	69-16	4	George Shepard, North Carolina (1931-35)
80.6	187-45	7	Everett Case, North Carolina State (1946-53)
79.8	146-36	6	Fred Schaus, West Virginia (1954-60)
79.2	95-25	4	John Kresse, College of Charleston (1998-02)

MOST SEASONS

24	Burton Shipley, Maryland (1923-47)
22	Bob McKillop, Davidson (1992-14)
18	Murray Greason, Wake Forest (1935-53)
18	Bill Reinhart, George Washington (1935-42, 1949-66)
17	Malcolm U. Pitt, Richmond (1935-52)
17	Lyles Alley, Furman (1945-49, 1950-66)
17	Mike Young, Wofford (2002-19)

COACHING RECORDS BY SCHOOL

The Citadel

Coach	Seasons	Years	W	L	Pct.
J.G. Briggs	1912-13	1	2	3	.400
Hans Kangeter	1913-16	3	15	5	.750
Harry O'Brien	1916-18	2	6	2	.750
C.F. Myers	1918-25	7	51	26	.662
Locke Brown	1925-26	1	10	6	.625
Benny Blatt	1926-30	4	51	22	.699
Johnny Douglas	1930-33	3	18	31	.367
Charlie Willard	1933-35	2	14	16	.450
Rock Norman	1935-40	5	45	31	.592
Ben Parker	1940-41	2	10	17	.370
Ben Clemons	1941-42, 1943-44	2	4	17	.190
Bo Sherman	1942-43	1	8	6	.571
Ernest Wehman	1944-45	1	16	7	.696
Eugene Clark	1945-46	1	7	11	.389
Whitey Piro	1946-47	1	5	11	.313
Bernard O'Neil	1947-52	5	28	72	.280
Leo Zack	1952-54	2	5	32	.135
Jim Browning	1954-55	1	1	21	.045
Hank Witt	1955-56	1	2	19	.095
Norm Sloan	1956-60	4	57	38	.600
Mel Thompson	1960-67	7	67	96	.411
Dick Campbell	1967-71	4	45	54	.455
George Hill	1971-74	3	33	42	.440
Les Robinson	1974-85	11	132	162	.411
Randy Nesbit	1985-92	7	75	121	.383
Pat Dennis	1992-06	14	158	232	.407
Ed Conroy	2006-10, 22-present	6	70	119	.370
Chuck Driesell	2010-15	5	42	113	.271
Duggar Baucom	2015-22	7	77	136	.362

ETSU

Coach	Seasons	Years	W	L	Pct.
Charles Reece	1918-22	4	19	12	.613
Vernon McFee	1922-23	1	5	5	.500
Jim Luck	1923-25	2	10	15	.400
John Robinson	1925-31	6	25	40	.364
Gene McMurray	1933-47	13	90	84	.517
L.T. Roberts	1947-48	1	9	8	.529
Madison Brooks	1948-73	25	370	263	.585
Leroy Fisher	1973-76	3	23	52	.307
Sonny Smith	1976-78	2	30	23	.566
Jim Halihan	1978-82	4	57	53	.518
Barry Dowd	1982-85	3	40	46	.465
Les Robinson	1985-90	5	81	70	.536
Alan LeForce	1990-96	6	108	70	.607
Ed DeChellis	1996-03	7	105	93	.530
Murry Bartow	2003-15	12	224	165	.576
Steve Forbes	2015-20	5	130	43	.751
Jason Shay	2020-21	1	13	12	.520
Desmond Oliver	2021-23	2	27	37	.423
Brooks Savage	2023-present	1	19	16	.543



Les Robinson coached at The Citadel from 1974-85 and at ETSU from 1985-90. Robinson is ninth in SoCon history with 213 career wins between the two institutions and was inducted into the league's Hall of Fame as a special contributor in 2018.

Furman

Coach	Seasons	Years	W	L	Pct.
W.L. Laval	1919-27	8	74	66	.529
A.W. Norman	1927-28	1	20	5	.800
A.P. McLeod	1928-33	5	75	19	.798
Flucie Stewart	1933-35	2	12	20	.375
Bob Smith	1935-42	7	57	77	.425
Selwyn Edwards	1944-45	1	2	14	.125
Lyles Alley	1945-49, '50-66	20	247	259	.488
Melvin Bell	1949-50	1	9	12	.429
Frank Selvy	1966-70	4	44	59	.427
Joe Williams	1970-78	8	142	87	.620
Eddie Holbrook	1978-82	4	65	48	.576
Jene Davis	1982-85	3	28	58	.368
Butch Estes	1985-94	9	135	122	.525
Joe Cantafio	1994-97	3	30	51	.370
Larry Davis	1997-06	9	122	141	.464
Jeff Jackson	2006-13	7	85	131	.394
Niko Medved	2013-17	4	62	71	.466
Bob Richey*	2017-present	7	156	70	.690

* Served as interim coach for final game of 2016-17 season

Mercer

Coach	Seasons	Years	W	L	Pct.
Unknown	1906-08	2		Unknown	
C.C. McClure	1908-09	1	1	6	.143
Homes Maxon	1910-11	1	3	5	.375
C.C. "Doc" Stroud	1910-13	3	27	15	.643
J.J. Scully	1913-15	2	8	18	.308
Unknown	1915-16	1		Unknown	
J.C. Clements	1916-17, 19-20	2	7	8	.467
Charles Morgan	1917-18	1	4	4	.500
Unknown	1918-19	1		Unknown	
John Cody	1921-23	2	33	17	.660
M.P. Gilliam	1923-25	2	36	12	750
John M. King	1925-26	1	16	8	.667
Bernie Moore	1926-28	2	24	11	.686
Oscar Long	1928-29	1	20	5	.800
Lake Russell	1929-30, 32-34, 36-39	6	41	37	.526
C. "Smokey" Harper	1930-31	1	11	4	.733
No team	1931-32	1		No team	
Jimmy Slocum	1934-36	2	8	26	.235
Jimmy Daugherty	1939-40	1	6	13	.316
No teams	1940-44	4		No teams	
Cliff Snow	1944-45	1	16	9	.640
No team	1945-46	1		No team	
James Cowan	1946-51, 53-57	9	122	78	.610
Dan Nymicz	1951-53	2	40	16	.714
Robert Wilder	1957-70	13	147	171	.462
Dwayne Morrison	1970-73	3	48	22	.686
Joe Dan Gold	1973-74	1	16	8	.667
Bill Bibb	1974-89	15	222	194	.534
Brad Siegfried	1989-91	2	9	45	.167
Bill Hodges	1991-97	6	62	107	.367
Mark Slonaker	1997-08	11	128	189	.404
Bob Hoffman	2008-19	11	209	165	.559
Greg Gary	2019-24	5	81	79	.506
Ryan Ridder	2024-present		First season		

UNCG

Coach	Seasons	Years	W	L	Pct.
Jim Swiggett	1967-75	8	45	113	.285
Jack Mehl	1975-78	3	27	41	.397
Larry Hargett	1978-82	4	55	46	.545
Ed Douma	1982-84	2	28	23	.549
Bob McEvoy	1984-91	7	92	96	.489
Mike Dement*	1991-95, 2005-11	11	124	171	.420
Randy Peele	1995-99	4	46	69	.400
Fran McCaffery	1999-05	6	90	87	.508
Wes Miller^	2011-21	10	185	135	.578
Mike Jones	2021-present	3	58	38	.552

* Six wins from 2007-08 later vacated
^ Served as interim coach for final 22 games of 2011-12 season



Former UNCG coach Wes Miller won a school-record 185 games from 2010-21, a total that ranks 14th in SoCon history.

Samford

Coach	Seasons	Years	W	L	Pct.
Unknown			14	10	.583
J.B. Longwell	1916-17	1	3	5	.375
R.E. Mitchell	1917-18	1	4	3	.571
Chester "Chet" Dillon	1918-20, 25-27	4	20	37	.351
R.C. Marshall	1920-22	2	6	14	.300
George W. Yarbrough	1923-24	1	3	8	.273
Toby Stubbs	1924-25	1	1	9	.100
Eddie McLane	1927-31, 32-34	6	38	72	.345
Wilbur Eaton	1931-32	1	6	20	.231
William "Billy" Bancroft	1934-38	4	50	37	.575
Jim Stuart	1938-42	4	58	37	.611
Euil "Snitz" Snider	1942-43	1	10	5	.667
Donald Lance	1946-47	1	11	10	.524
Herman Roberson	1947-50	3	42	37	.532
Earl Gartman	1950-55	5	71	73	.493
Virgil Ledbetter	1955-59, 63-65	6	56	83	.403
Walt Barnes	1959-63	4	61	40	.604
John Edwards	1965-68	3	32	40	.444
Van Washer	1968-72	4	46	55	.455
Ron Harris	1972-75	3	20	57	.260
Fred Crowell	1975-79	4	28	76	.269
Cliff Wettig	1979-81	2	18	36	.333
Mike Hanks	1981-84	3	46	38	.548
Mel Hankinson	1984-87	3	38	47	.447
Ed McLane	1987-91	4	27	83	.245
John Brady	1991-97	6	89	77	.536
Jimmy Tillette*	1997-12	15	229	219	.511
Benny Seltzer	2012-14	2	24	41	.369
Scott Padgett	2014-20	6	84	115	.422
Bucky McMillan	2020-present	4	77	41	.653

* Six wins from 2010-11 later vacated

Chattanooga

Coach	Seasons	Years	W	L	Pct.
John Speigel	1915-16	1	2	4	.333
W.V. Jarratt	1919-20	1	4	2	.667
Bill Redd	1920-28	8	62	39	.614
Harold Drew	1928-31	3	26	23	.531
Humpy Phillips	1931-33	2	30	16	.652
Pop Keyser	1933-39	6	37	73	.336
Perron Shoemaker	1939-46	4	17	57	.230
Bill O'Brien	1946-55	9	50	99	.336
Ben Boulware	1955-58	3	13	43	.232
Tommy Bartlett	1958-62	4	57	36	.613
Leon Ford	1962-72	10	128	123	.510
Ron Shumate	1972-79	7	139	61	.695
Murray Arnold	1979-85	6	135	46	.746
Mack McCarthy	1985-97	12	243	122	.667
Henry Dickerson	1997-02	5	72	73	.497
Jeff Lebo	2002-04	2	40	20	.667
John Shulman	2004-13	9	145	146	.498
Will Wade	2013-15	2	40	25	.615
Matt McCall	2015-17	2	47	18	.723
Lamont Paris	2017-22	5	87	72	.547
Dan Earl	2022-present	2	39	29	.573

VMI

Coach	Seasons	Years	W	L	Pct.
Pete Krebs	1908-09	1	3	3	.500
F.J. Pratt	1909-10	1	2	5	.286
J. Mitchell	1910-11	1	3	5	.375
Alpha Brummage	1911-13	2	14	9	.609
W.C. Raferty	1913-14, 22-34	13	68	112	.378
F.H. Gaoton	1914-17	3	26	10	.722
E.C. Abell	1917-19	2	14	12	.538
Pinky Spruhan	1919-22	3	38	9	.809
Frank Summers	1934-36, 47-49	4	12	61	.164
Pooley Hubert	1936-37, 42-43	2	14	19	.424
J. Elmore	1937-38	1	4	11	.267
Jimmy Walker	1938-42	4	27	39	.409
Joe Daher	1943-45	2	2	24	.077
Jay McWilliams	1945-46	1	1	10	.091
Lloyd Roberts	1946-47	1	4	15	.211
Bill O'Hara	1949-52	3	10	56	.152
Chuck Noe	1952-55	3	24	46	.343
Jack Null	1955-58	3	12	58	.171
L.F. Miller	1958-64	6	41	83	.331
Gary McPherson	1964-69	5	32	77	.294
Mike Schuler	1969-72	3	13	63	.171
Bill Blair	1972-76	4	48	60	.444
Charlie Schmaus	1976-82	6	75	90	.455
Marty Fletcher	1982-86	4	37	75	.330
Joe Cantafio	1986-94	8	79	147	.350
Bart Bellairs	1995-05	11	116	191	.378
Duggar Baucom	2005-15	10	151	159	.487
Dan Earl	2015-22	7	73	139	.344
Andrew Wilson	2022-present	2	11	53	.172

Western Carolina

Coach	Seasons	Years	W	L	Pct.
Marion McDonald	1945-47	2	28	22	.560
Tuck McConnell	1947-50	3	36	43	.456
Jim Gudger	1950-69	19	311	222	.583
Jim Hartbarger	1969-75	6	86	73	.541
Fred Conley	1975-77	2	31	32	.492
Steve Cottrell	1977-87	10	145	133	.522
Herb Krusen	1987-88	1	8	19	.269
Dave Possinger	1988-89	1	12	16	.429
Greg Blatt	1989-93	4	38	73	.342
Benny Dees	1993-95	2	26	30	.464
Phil Hopkins	1995-00	5	65	76	.461
Steve Shurina	2000-05	5	48	97	.331
Larry Hunter	2005-18	13	193	229	.457
Mark Prosser	2018-21	3	37	53	.411
Justin Gray	2021-24	3	51	47	.520
Tim Craft	2024-present	First season			

Wofford

Coach	Seasons	Years	W	L	Pct.
L.J. Denning	1915-16	1	8	4	.667
Leslie Moser	1916-19	3	3	5	.375
J.P. Major	1919-20, 21-26	6	15	12	.556
John F. Gorsuch	1920-21	1	8	8	.500
Capt. Lindsay	1926-27	1	8	5	.615
Charles Lutz	1927-30	3	10	35	.222
Jack Frost	1930-35	5	46	21	.687
Roy Robertson	1935-41	6	66	58	.516
Phil Dickens	1941-42	1	10	14	.417
Ted Petoskey	1942-46	4	21	24	.467
Joel Robertson	1946-58	12	157	124	.559
Gene Alexander	1958-77	19	283	265	.516
Wayne Earhardt	1977-85	8	106	139	.433
Richard Johnson	1985-02	17	236	230	.506
Mike Young	2002-19	17	299	244	.550
Jay McAuley	2019-22	4	58	42	.580
Dwight Perry^	2022-present	2	29	27	.517

^ Served as interim coach for final 24 games of 2022-23 season

YEARLY STATISTICAL LEADERS

SCORING

Year		Pts.	Avg.
1953-54	Frank Selvy, Furman *	1,209	41.7
1954-55	Darrell Floyd, Furman *	897	35.9
1955-56	Darrell Floyd, Furman *	946	33.8
1956-57	Rod Hundley, West Virginia	671	23.1
1957-58	Bob Ayersman, Virginia Tech	393	20.7
1958-59	Jerry West, West Virginia	903	26.6
1959-60	Jerry West, West Virginia	908	29.3
1960-61	Jeff Cohen, William & Mary	575	24.0
1961-62	Jerry Smith, Furman	728	26.9
1962-63	Fred Hetzel, Davidson	634	23.5
1963-64	Fred Hetzel, Davidson	709	27.3
1964-65	Fred Hetzel, Davidson	689	26.5
1965-66	Dick Snyder, Davidson	753	26.9
1966-67	Johnny Moates, Richmond	574	25.0
1967-68	Bob Sherwood, William & Mary	518	22.5
1968-69	Bob Tallent, George Washington	686	29.8
1969-70	Mike Tallent, George Washington	489	21.3
1970-71	Tom Jasper, William & Mary	472	18.9
1971-72	Russ Hunt, Furman	582	23.3
1972-73	Aron Stewart, Richmond	545	30.3
1973-74	Aron Stewart, Richmond	663	26.5
1974-75	Bob McCurdy, Richmond *	855	32.9
1975-76	Ray Miller, Furman	584	21.6
1976-77	Bruce Grimm, Furman	503	24.0
1977-78	Ron Carter, VMI	736	26.3
1978-79	John Gerdy, Davidson	721	26.7
1979-80	Greg Dennis, Western Carolina	574	21.3
1980-81	Mel Daniel, Furman	528	22.0
1981-82	Ronnie Carr, Western Carolina	494	19.0
1982-83	Willie White, Chattanooga	553	18.4
1983-84	Regan Truesdale, The Citadel	617	22.0
1984-85	Regan Truesdale, The Citadel	624	21.5
1985-86	Gay Elmore, VMI	637	22.8
1986-87	Gay Elmore, VMI	713	25.5
1987-88	Skip Henderson, Marshall	804	25.1
1988-89	John Taft, Marshall	375	26.0
1989-90	John Taft, Marshall	584	23.4
1990-91	John Taft, Marshall	764	27.3
1991-92	Terry Boyd, Western Carolina	525	22.8
1992-93	Billy Ross, Appalachian State	683	24.4
1993-94	Frankie King, Western Carolina	752	26.9
1994-95	Frankie King, Western Carolina	743	26.5
1995-96	Anquell McCollum, Western Carolina	751	25.0
1996-97	John Brannen, Marshall	605	20.9
1997-98	Greg Stephens, ETSU	447	17.2
1998-99	Jason Bell, VMI	492	18.9
1999-00	Jarvis Hayes, Western Carolina	479	17.1
2000-01	Ian Chadwick, Wofford	509	20.4
2001-02	Jason Conley, VMI *	820	29.3
2002-03	Kevin Martin, Western Carolina	546	22.8
2003-04	Kevin Martin, Western Carolina	673	24.9
2004-05	Tim Smith, ETSU	645	22.2
2005-06	Elton Nesbitt, Georgia Southern	651	21.7
2006-07	Stephen Curry, Davidson	730	21.5
2007-08	Stephen Curry, Davidson	931	25.9
2008-09	Stephen Curry, Davidson *	974	28.6
2009-10	Donald Sims, Appalachian State	754	20.4
2010-11	Andrew Goudelock, College of Charleston	877	23.7
2011-12	Trevis Simpson, UNCG	550	18.3
2012-13	Trevis Simpson, UNCG	541	18.7
2013-14	Jelani Hewitt, Georgia Southern	660	19.4
2014-15	Jalen Riley, ETSU	587	20.2
2015-16	QJ Peterson, VMI	595	19.8
2016-17	QJ Peterson, VMI	589	19.6
2017-18	Fletcher Magee, Wofford	751	22.1
2018-19	Bubba Parham, VMI	686	21.4
2019-20	Josh Sharkey, Samford	540	18.0
2020-21	Isaiah Miller, UNCG	557	19.2
2021-22	Malachi Smith, Chattanooga	696	19.9
2022-23	Mike Bothwell, Furman	637	17.7
2023-24	Vonterius Woolbright, Western Carolina	675	21.1

**** - NCAA scoring leader***



Western Carolina's Anquell McCollum led the league in scoring in 1995-96 with 25.0 points per game. Later an assistant coach for Catamounts, McCollum was named the SoCon's player of the year in 1996 by both the coaches and media.

FIELD-GOAL PERCENTAGE

Year		FGM-FGA	Pct.
1953-54	Joe Holup, George Washington	179-313	57.2
1954-55	Joe Holup, George Washington	233-373	59.8
1955-56	Joe Holup, George Washington	200-309	64.7
1956-57	Bob Hoitsman, William & Mary	117-216	54.2
1957-58	Howard McDonald, George Washington	165-314	52.5
1958-59	Dag Wilson, Furman	157-289	54.3
1959-60	Chuck Sanders, William & Mary	98-191	51.2
1960-61	Bobby Pinson, Furman	106-204	51.9
1961-62	Keith Stowers, The Citadel	135-214	63.1
1962-63	Fred Hetzel, Davidson	273-471	58.0
1963-64	Terry Holland, Davidson	135-214	63.1
1964-65	Fred Hetzel, Davidson	273-471	58.0
1965-66	Bob Nugent, George Washington	65-106	61.3
1966-67	Dave Daugherty, William & Mary	109-198	55.1
1967-68	Mike Maloy, Davidson	133-238	55.9
1968-69	Al Kroboth, The Citadel	125-206	60.7
1969-70	Joe Brunson, Furman	127-226	56.2
1970-71	Steve Kirley, Davidson	123-214	57.5
1971-72	John Pecorak, Davidson	89-156	57.1
1972-73	Larry Horowitz, Davidson	107-197	54.3
1973-74	Bob McCurdy, Richmond	216-369	58.5
1974-75	Larry Hunt, East Carolina	130-222	58.6
1975-76	Dave Montgomery, VMI	126-224	56.3
1976-77	Dave Montgomery, VMI	161-247	65.2
1977-78	Rich DiBenedetto, Davidson	120-200	60.0
1978-79	Rick Swing, The Citadel	176-317	55.5
1979-80	Rich DiBenedetto, Davidson	181-292	62.0
1980-81	Charles Payton, Appalachian State	178-281	63.3
1981-82	George Singleton, Furman	120-205	58.5
1982-83	Troy Lee Mikell, ETSU	197-292	67.5
1983-84	George Singleton, Furman	164-276	59.4
1984-85	Skip Henderson, Marshall	241-436	55.3
1985-86	Calvin Cannady, ETSU	143-237	60.3
1986-87	Jeff Himes, Davidson	196-319	61.4
1987-88	Tom Curry, Marshall	186-309	60.2
1988-89	Sam Gibson, Appalachian State	182-300	60.7
1989-90	Broderick Parker, Appalachian State	150-250	60.0
1990-91	Rodney English, ETSU	189-292	64.7

1991-92	Bruce Evans, Furman	169-301	56.1
1992-93	Detlef Musch, Davidson	163-294	55.4
1993-94	Brandon Born, Chattanooga	166-289	57.4
1994-95	George Spain, Davidson	141-210	67.1
1995-96	Kareem Livingston, Appalachian State	161-285	56.5
1996-97	Matt Newman, The Citadel	138-270	51.1
1997-98	Kareem Livingston, Appalachian State	145-231	62.8
1998-99	Jody Lumpkin, College of Charleston	131-216	60.6
1999-00	Jonas Hayes, Western Carolina	84-134	62.7
2000-01	Dusty Pulian, Chattanooga	101-140	72.1
2001-02	Kelvin Wylie, Western Carolina	117-203	57.6
2002-03	Johnathan Mitchell, Appalachian State	88-140	62.9
2003-04	Frank Bennett, Georgia Southern	163-276	59.1
2004-05	Kyle Hines, UNCG	175-282	62.1
2005-06	Charles Anderson, Chattanooga	131-210	62.4
2006-07	Donte Minter, Appalachian State	122-190	64.2
2007-08	Noah Dahlman, Wofford	92-151	60.9
2008-09	Noah Dahlman, Wofford	193-321	60.1
2009-10	Isaac Butts, Appalachian State	142-236	60.2
2010-11	Noah Dahlman, Wofford	255-417	61.2
2011-12	Isaac Butts, Appalachian State	87-135	64.4
2012-13	Mike Groselle, The Citadel	189-329	57.4
2013-14	Tim Williams, Samford	217-360	60.3
2014-15	Phillip Anglade, VMI	111-185	60.0
2015-16	R.J. White, UNCG	167-271	61.6
2016-17	Justin Tuoyo, Chattanooga	156-242	64.5
2017-18	Cameron Jackson, Wofford	158-263	60.1
2018-19	Matt Rafferty, Furman	217-353	61.5
2019-20	Chevez Goodwin, Wofford	176-275	64.0
2020-21	Xavier Cork, Western Carolina	143-223	64.1
2021-22	Jake Stephens, VMI	199-361	55.1
2022-23	Jalen Haynes, ETSU	176-306	57.5
2023-24	Alex Holt, Mercer	101-154	65.6

3-POINT FIELD-GOAL PERCENTAGE

Year		FGM-FGA	Pct.
1980-81	Todd Haynes, Davidson	5-13	61.5
1981-82	Ronnie Carr, Western Carolina	8-11	72.7
1982-83	Marc Quesenberry, ETSU	33-66	50.0
1983-84	Quentin Moore, Western Carolina	45-83	54.2
1984-85	N/A		
1985-86	N/A		
1986-87	Derek Rucker, Davidson	73-147	49.7
1987-88	Shawn Reid, Furman	66-143	46.1
1988-89	Keith Gray, Western Carolina	44-85	51.8
1989-90	Keith Jennings, ETSU	63-127	49.6
1990-91	Keith Jennings, ETSU	84-142	59.2
1991-92	Billy Ross, Appalachian State	57-128	44.5
1992-93	Jason Zimmerman, Davidson	62-149	41.6
1993-94	Brandon Born, Chattanooga	67-135	49.6
1994-95	Malik Hightower, Marshall	46-96	47.9
1995-96	Joe Stafford, Western Carolina	58-110	52.7
1996-97	Willie Young, Chattanooga	62-145	42.8
1997-98	Wes Moore, Chattanooga	58-137	42.3
1998-99	Alan Puckett, The Citadel	55-113	48.7
1999-00	Alan Puckett, The Citadel	71-166	42.8
2000-01	Jay Joseph, UNCG	59-139	42.4
2001-02	Peter Anderer, Davidson	84-185	45.4
2002-03	Brendan Winters, Davidson	47-93	50.5
2003-04	Bryan Richardson, Chattanooga	52-115	45.2
2004-05	Ben Earle, Furman	51-117	43.6
2005-06	Donte Gennie, Georgia Southern	47-104	45.2
2006-07	Kendall Toney, UNCG	50-115	43.5
2007-08	Ryann Abraham, Appalachian State	45-97	46.4
2008-09	Ben Drayton III, Georgia Southern	43-88	48.9
2009-10	Colby Wohlleg, Georgia Southern	60-123	48.8
2010-11	Noah States, Furman	41-89	46.1
2011-12	Drew Parker, UNCG	40-84	47.6
2012-13	Nik Cochran, Davidson	50-102	49.0
2013-14	Tanner Samson, Elon	79-182	43.4
2014-15	Eric Robertson, Chattanooga	65-139	46.8
2015-16	Fletcher Magee, Wofford	91-190	47.9
2016-17	Francis Alonso, UNCG	102-221	46.2
2017-18	Triston Chambers, Samford	66-146	45.2
2018-19	Nathan Hoover, Wofford	92-196	46.9
2019-20	Onno Steger, Western Carolina	80-187	42.8
2020-21	Greg Parham, VMI	64-147	43.5
2021-22	Jordan King, ETSU	97-226	42.9
2022-23	Tre Jackson, Western Carolina	113-265	42.6
2023-24	Chase Cormier, Wofford	52-104	50.0

FREE-THROW PERCENTAGE

Year		FTM-FTA	Pct.
1953-54	Walter Devlin, George Washington	115-141	81.6
1954-55	Ed Harrison, Richmond	148-180	82.2
1955-56	Joe Petcavich, George Washington	138-166	83.1
1956-57	Warren Mitchell, Richmond	153-185	82.7
1957-58	Semi Mintz, Davidson	105-119	88.2
1958-59	Gene Guarilia, George Washington	99-119	83.2
1959-60	Tom Farrington, William & Mary	75-87	86.2
1960-61	Tom Conrad, Furman	98-118	83.1
1961-62	Bucky Keller, Virginia Tech	169-206	82.0
1962-63	Jerry Smith, Furman	204-238	58.7
1963-64	Jack Long, Virginia Tech	87-103	84.5
1964-65	Mark Lane, George Washington	94-106	88.7
1965-66	Bobby Lane, Davidson	82-92	89.1
1966-67	Dave Daugherty, William & Mary	77-88	87.5
1967-68	Bob Dennis, George Washington	71-81	87.7
1968-69	Bob Tallent, George Washington	146-164	89.0
1969-70	Steve McCammon, Furman	58-72	80.6
1970-71	Stan Ryfinski, Richmond	53-64	82.8
1971-72	George Spack, William & Mary	84-100	84.0
1972-73	Chuck Cordell, The Citadel	67-75	90.5
1973-74	Mike Arizin, William & Mary	119-143	83.2
1974-75	Bob McCurdy, Richmond	213-276	77.2
1975-76	John Lowenhaupt, William & Mary	87-110	79.1
1976-77	Bruce Grimm, Furman	135-159	84.9
1977-78	Bunny Gibson, Marshall	84-89	94.4
1978-79	Greg White, Marshall	85-95	89.5
1979-80	Randy Nesbit, The Citadel	74-80	92.5
1980-81	Greg Dennis, Western Carolina	124-146	84.9
1981-82	Greg Dennis, Western Carolina	165-189	87.3
1982-83	Andy Black, Appalachian State	63-78	80.8
1983-84	Willie White, Chattanooga	124-143	86.7
1984-85	Jimmy Tharpe, The Citadel	87-101	86.1
1985-86	Clifford Waddy, Western Carolina	70-78	89.7
1986-87	Robert Hill, Western Carolina	76-89	85.4



Davidson's Nik Cochran led the SoCon in free-throw percentage for three straight seasons, connecting on 93.5 percent of his chances in 2012-13, good for the best mark in the league since 1977-78.

SoConSports.com

YEARLY STATISTICAL LEADERS

1987-88	Kemp Phillips, Appalachian State	118-142	83.1
1988-89	Ronnie Christian, Appalachian State	76-86	88.4
1989-90	Keith Jennings, ETSU	107-122	87.7
1990-91	Keith Jennings, ETSU	136-152	89.5
1991-92	Tim Brooks, Chattanooga	123-141	87.2
1992-93	Janko Narat, Davidson	85-98	86.7
1993-94	Chad Copeland, Chattanooga	206-230	89.6
1994-95	Brandon Born, Chattanooga	135-155	87.1
1995-96	Bobby Prince, VMI	93-111	83.8
1996-97	Larry Mayo, Western Carolina	75-89	84.3
1997-98	Jamie Jenkins, The Citadel	70-86	81.4
1998-99	Jermel President, Col. of Charleston	94-105	89.5
1999-00	Nathan Jameson, UNCG	72-82	87.8
2000-01	Nathan Jameson, UNCG	77-86	89.5
2001-02	Ryan Lawson, ETSU	68-73	93.2
2002-03	Tim Parker, Chattanooga	78-85	91.8
2003-04	Terry Williams, Georgia Southern	81-90	90.0
2004-05	Tony Mitchell	76-90	84.4
2005-06	Eric Webb, Furman	74-86	86.0
2006-07	Stephen Curry, Davidson	124-145	85.5
2007-08	Stephen Curry, Davidson	135-151	89.4
2008-09	Mikko Koivisto, UNCG	65-73	89.0
2009-10	Donald Sims, Appalachian State	175-184	95.1
2010-11	Nik Cochran, Davidson	89-101	88.1
2011-12	Nik Cochran, Davidson	124-140	88.6
2012-13	Nik Cochran, Davidson	116-124	93.5
2013-14	Matt Van Scyoc, The Citadel	117-136	86.0
2014-15	Ashton Moore, The Citadel	116-135	85.9
2015-16	Fletcher Magee, Wofford	86-93	92.5
2016-17	Eric Garcia, Wofford	128-139	92.1
2017-18	Fletcher Magee, Wofford	97-107	90.7
2018-19	Fletcher Magee, Wofford	101-111	91.0
2019-20	Nathan Hoover, Wofford	93-100	93.0
2020-21	Stefan Kenic, Chattanooga	84-96	87.5
2021-22	Felipe Haase, Mercer	96-111	86.5
2022-23	Jordan King, ETSU	81-95	85.3
2023-24	Elijah Morgan, The Citadel	80-90	88.9

REBOUNDING

Year		No.	Avg.
1953-54	Joe Holup, George Washington	484	18.6
1954-55	Joe Holup, George Washington	546	18.2
1955-56	Joe Holup, George Washington	604	23.3
1956-57	Gene Guarilia, George Washington	447	18.6
1957-58	Roy Lange, William & Mary	371	12.8
1958-59	Chris Smith, Virginia Tech	429	20.4
1959-60	Jeff Cohen, William & Mary	471	18.1
1960-61	Jeff Cohen, William & Mary	424	17.7
1961-62	Gerald Glur, Furman	488	18.1
1962-63	Kirk Gooding, William & Mary	302	15.1
1963-64	Joe Adamitis, George Washington	417	16.0
1964-65	Fred Hetzel, Davidson	384	14.8
1965-66	Ben Pomeroy, William & Mary	300	12.5
1966-67	Steve Powers, VMI	318	15.1
1967-68	Steve Powers, VMI	275	13.8
1968-69	Joe Brunson, Furman	322	15.3
1969-70	Joe Brunson, Furman	383	16.0
1970-71	Al Faber, East Carolina	288	12.0
1971-72	Al Faber, East Carolina	248	10.3
1972-73	Aron Stewart, Richmond	209	11.6
1973-74	Clyde Mayes, Furman	402	13.0
1974-75	Clyde Mayes, Furman	325	13.5
1975-76	Jim Strickland, Furman	301	11.1
1976-77	Jonathan Moore, Furman	314	11.2
1977-78	Tony Searcy, Appalachian State	359	12.8
1978-79	Mel Hubbard, Appalachian State	291	10.0
1979-80	Kenny Trimier, Western Carolina	276	10.2
1980-81	Charles Payton, Appalachian State	309	10.7
1981-82	Andre Motley, ETSU	234	8.7
1982-83	Winfred King, ETSU	257	10.2
1983-84	Dale Roberts, Appalachian State	249	8.6
1984-85	Clifford Morgan, Chattanooga	285	8.9
1985-86	Rodney Holden, Marshall	260	8.7
1986-87	Rodney Holden, Marshall	238	8.8
1987-88	Lance Fulse, Chattanooga	300	9.1
1988-89	Vincent Robinson, Chattanooga	247	9.2
1989-90	Eric Dailey, Western Carolina	270	9.6
1990-91	Keith Nelson, Chattanooga	264	9.1
1991-92	Keith Nelson, Chattanooga	259	9.3
1992-93	Chad McClendon, Appalachian State	235	8.4
1993-94	Brian Edwards, Furman	290	10.4
1994-95	Chad McClendon, Appalachian State	293	10.1
1995-96	Brent Conley, VMI	236	8.4
1996-97	Chuck Vincent, Furman	263	9.7
1997-98	Reggie Todd, ETSU	206	8.6
1998-99	Daniel Quigley, Furman	250	8.9
1999-00	Demetrius Cherry, UNCG	262	9.4
2000-01	Eric Mann, VMI	294	10.5
2001-02	Zakee Wadood, ETSU	258	9.2
2002-03	Conor Grace, Davidson	233	8.6
2003-04	Zakee Wadood, ETSU	263	8.0
2004-05	Dillion Sneed, ETSU	275	9.5
2005-06	Kyle Hines, UNCG	247	8.2
2006-07	Kyle Hines, UNCG	260	9.0
2007-08	Kyle Hines, UNCG	281	9.1
2008-09	Andrew Lovedale, Davidson	306	8.7
2009-10	Ben Stywall, UNCG	323	10.4
2010-11	Tim Johnson, Wofford	288	8.5
2011-12	Mike Groselle, The Citadel	288	9.6
2012-13	Adjehi Baru, College of Charleston	292	8.3
2013-14	Z. Mason, Chattanooga	300	9.7
2014-15	Kris Acox, Furman	241	7.5
2015-16	Stephon Jelks, Mercer	284	8.4
2016-17	Wyatt Walker, Samford	329	9.7
2017-18	James Dickey, UNCG	286	8.4
2018-19	Jeromy Rodriguez, ETSU	361	10.9
2019-20	Carlos Dotson, Western Carolina	291	9.7
2020-21	Hayden Brown, The Citadel	252	10.5
2021-22	Hayden Brown, The Citadel	286	9.5
2022-23	Tyzhaun Claude, Western Carolina	266	8.6
2023-24	Vonterius Woolbright, Western Carolina	384	12.0

ASSISTS

Year		No.	Avg.
1978-79	Greg White, Marshall	168	6.2
1979-80	Kevin Young, Western Carolina	159	5.9
1980-81	Greg White, Marshall	171	6.1
1981-82	Sam Henry, Marshall	190	7.0
1982-83	Sam Henry, Marshall	157	5.8
1983-84	Quentin Moore, Western Carolina	146	5.2
1984-85	Mike Huffman, VMI	164	5.5
1985-86	Jimmy Tharpe, The Citadel	179	6.4



VMI's Eric Mann led the SoCon in 2000-01 with 10.5 rebounds per game, the best mark in the league in 21 years.

#SoConHoops



UNCG's Kyle Hines led the SoCon in blocked shots all four seasons of his career (2004-08). Hines was also the league's rebounding champion during his final three years.

1986-87	Spotlight Walker, Western Carolina	177	6.1
1987-88	Keith Jennings, ETSU	183	6.3
1988-89	Keith Jennings, ETSU	202	6.5
1989-90	Keith Jennings, ETSU	297	8.7
1990-91	Keith Jennings, ETSU	301	9.1
1991-92	Tim Brooks, Chattanooga	205	6.8
1992-93	Tim Brooks, Chattanooga	209	6.3
1993-94	Gary Robb, Chattanooga	158	5.3
1994-95	Bobby Prince, VMI	173	6.4
1995-96	Jason Williams, Marshall	178	6.4
1996-97	Ali Ton, Davidson	190	6.8
1997-98	Ali Ton, Davidson	193	6.4
1998-99	Ali Ton, Davidson	190	7.6
1999-00	Casey Rogers, Western Carolina	213	7.6
2000-01	Sean Peterson, Georgia Southern	187	6.2
2001-02	Guilherme Da Luz, Furman	206	6.7
2002-03	Richard Little, VMI	216	7.2
2003-04	Terry Williams, Georgia Southern	158	5.5
2004-05	Kenny Grant, Davidson	178	5.6
2005-06	Kenny Grant, Davidson	208	6.7
2006-07	Jason Richards, Davidson	249	7.3
2007-08	Jason Richards, Davidson	293	8.1
2008-09	Stephen Curry, Davidson	189	5.6
2009-10	Willie Powers, Georgia Southern	175	5.5
2010-11	Chris Long, Elon	188	6.1
2011-12	Keegan Bell, Chattanooga	197	6.2
2012-13	Marshall Harris III, The Citadel	155	5.2
2013-14	Trey Sumler, Western Carolina	138	4.3
2014-15	Phillip Leonard, Mercer	158	4.5
2015-16	P.J. Boute, The Citadel	175	5.6
2016-17	Eric Garcia, Wofford	226	6.8
2017-18	Justin Coleman, Samford	210	6.6
2018-19	Josh Sharkey, Samford	239	7.2
2019-20	Josh Sharkey, Samford	217	7.2
2020-21	Mason Faulkner, Western Carolina	106	4.8
2021-22	David Sloan, ETSU	160	5.0
2022-23	Vonterius Woolbright, Western Carolina	168	5.1
2023-24	Kobe Langley, UNCG	181	5.7

BLOCKED SHOTS

Year		No.	Avg.
1985-86	Calvin Cannady, ETSU	38	1.4
1986-87	Tom Curry, Marshall	29	0.9
1987-88	Tom Curry, Marshall	51	1.8
1988-89	Omar Roland, Marshall	47	1.8
1989-90	Omar Roland, Marshall	101	3.6
1990-91	Lewis Preston, VMI	64	2.3
1991-92	Lewis Preston, VM	65	2.4
1992-93	Ricky Nedd, Appalachian State	67	2.4
1993-94	Ricky Nedd, Appalachian State	53	2.0
1994-95	Roger Smith, Chattanooga	55	2.1
1995-96	Kirill Misyuchenko, The Citadel	65	2.6
1996-97	Kirill Misyuchenko, The Citadel	83	3.1
1997-98	Kirill Misyuchenko, The Citadel	67	2.6
1998-99	Otis Donald, Chattanooga	66	2.4
1999-00	Jody Lumpkin, College of Charleston	93	3.1
2000-01	Rans Brempong, Western Carolina	93	3.0
2001-02	Neil Ashby, Chattanooga	89	3.1
2002-03	Rans Brempong, Western Carolina	65	2.5
2003-04	Mike Benton, College of Charleston	82	2.8
2004-05	Kyle Hines, UNCG	106	3.5
2005-06	Kyle Hines, UNCG	84	2.8
2006-07	Kyle Hines, UNCG	64	2.2
2007-08	Kyle Hines, UNCG	95	3.1
2008-09	Damian Eargle, UNCG	57	2.0
2009-10	Rory Spencer, Georgia Southern	62	1.9
2010-11	Jake Cohen, Davidson	49	1.5
2011-12	Jake Cohen, Davidson	55	1.7
2012-13	Lucas Troutman, Elon	64	2.1
2013-14	Z. Mason, Chattanooga	92	3.0
2014-15	Justin Tuoyo, Chattanooga	104	3.3
2015-16	Justin Tuoyo, Chattanooga	77	2.3
2016-17	Justin Tuoyo, Chattanooga	89	2.9
2017-18	James Dickey, UNCG	71	2.1
2018-19	Ruben Guerrero, Samford	69	2.1
2019-20	Kyrin Galloway, UNCG	45	1.7
2020-21	Hayden Koval, UNCG	64	2.1
2021-22	Stephen Clark, The Citadel	75	2.4
2022-23	Stephen Clark, The Citadel	58	1.8
2023-24	Sam Alexis, Chattanooga	70	2.1

STEALS

Year		No.	Avg.
1985-86	Derek Rucker, Davidson	67	2.2
1986-87	Ace Tanner, Davidson	60	2.0
1987-88	Keith Jennings, ETSU	75	2.6
1988-89	Keith Jennings, ETSU	66	2.1
1989-90	Rodney Peel, Appalachian State	75	2.5
1990-91	Keith Jennings, ETSU	109	3.3
1991-92	Tim Brooks, Chattanooga	83	2.8
1992-93	Tyrone Phillips, Marshall	65	2.5
1993-94	Trazel Silvers, ETSU	77	2.6
1994-95	Chad Leonard, The Citadel	68	2.5
1995-96	Sidney Coles, Marshall	70	2.7
1996-97	Sidney Coles, Marshall	70	2.5
1997-98	Jason Bell, VMI	67	2.9
1998-99	Jason Bell, VMI	77	3.0
1999-00	Tyson Patterson, Appalachian State	87	2.7
2000-01	Courtney Eldridge, UNCG	82	2.7
2001-02	Jason Conley, VMI	82	2.9
2002-03	Zakee Wadood, ETSU	93	3.2
2003-04	Zakee Wadood, ETSU	92	2.8
2004-05	D.J. Thompson, Appalachian State	81	2.7
2005-06	Ricky Hickman, UNCG	77	2.8
2006-07	D.J. Thompson, Appalachian State	85	2.6
2007-08	Brigham Waginger, Western Carolina	69	2.2
2008-09	Brigham Waginger, Western Carolina	81	2.6
2009-10	Brigham Waginger, Western Carolina	90	2.6
2010-11	Mike Williams, Western Carolina	67	2.0
2011-12	Andrew Lawrence, College of Charleston	58	1.9
2012-13	Karl Cochran, Wofford	63	2.0
2013-14	Jelani Hewitt, Georgia Southern	75	2.2
2014-15	James Sinclair, Western Carolina	67	2.2
2015-16	Justin Browning, Western Carolina	73	2.2
2016-17	Preston Parks, The Citadel	60	2.0
2017-18	Desonta Bradford, ETSU	62	1.9
2018-19	Isaiah Miller, UNCG	104	2.9
2019-20	Isaiah Miller, UNCG	89	2.8
2020-21	Isaiah Miller, UNCG	74	2.6
2021-22	Malachi Smith, Chattanooga	60	1.7
2022-23	A.J. Staton-McCray, Samford	56	1.8
2023-24	Kobe Langley, UNCG	75	2.3

YEARLY STATISTICAL LEADERS

SCORING OFFENSE

Year		Points	Avg.
1953-54	Furman	2,658	91.7
1954-55	Furman	2,572	95.3
1955-56	Furman	2,492	89.0
1956-57	West Virginia	2,524	84.1
1957-58	West Virginia	2,433	86.9
1958-59	West Virginia	2,884	84.8
1959-60	West Virginia	2,775	89.5
1960-61	West Virginia	2,325	86.1
1961-62	West Virginia	2,562	85.4
1962-63	West Virginia	2,554	82.4
1963-64	Davidson	2,322	89.3
1964-65	Davidson	2,300	88.5
1965-66	West Virginia	2,423	86.5
1966-67	West Virginia	2,442	87.2
1967-68	Davidson	2,334	80.5
1968-69	Davidson	2,613	87.1
1969-70	Davidson	2,265	83.9
1970-71	Furman	2,182	80.8
1971-72	Furman	2,592	92.6
1972-73	Furman	2,500	86.2
1973-74	Davidson	2,152	79.7
1974-75	East Carolina	2,348	83.9
1975-76	VMI	2,450	76.6
1976-77	Furman	2,347	83.8
1977-78	Furman	2,501	83.7
1978-79	Furman	2,398	82.7
1979-80	Furman	2,427	80.9
1980-81	Marshall	2,281	81.5
1981-82	ETSU	2,256	80.6
1982-83	Marshall	2,212	79.0
1983-84	Marshall	2,601	83.9
1984-85	The Citadel	2,247	77.5
1985-86	Marshall	2,285	76.2
1986-87	Marshall	2,494	80.5
1987-88	Marshall	2,683	83.8
1988-89	ETSU	2,652	85.5
1989-90	ETSU	3,032	89.2
1990-91	ETSU	3,103	94.0
1991-92	ETSU	2,670	86.1
1992-93	Chattanooga	2,820	85.5
1993-94	ETSU	2,512	83.7
1994-95	Marshall	2,279	84.4
1995-96	Marshall	2,560	91.4
1996-97	Marshall	2,314	79.8
1997-98	VMI	2,037	75.4
1998-99	Davidson	2,058	76.2
1999-00	Appalachian State	2,530	79.1
2000-01	Georgia Southern	2,296	76.5
2001-02	ETSU	2,281	81.5
2002-03	Appalachian State	2,434	83.9
2003-04	Chattanooga	2,465	82.2
2004-05	Georgia Southern	2,506	80.8
2005-06	Davidson	2,403	75.5
2006-07	Davidson	2,765	81.3
2007-08	Davidson	2,803	77.9
2008-09	Davidson	2,724	77.8
2009-10	College of Charleston	2,549	75.0
2010-11	College of Charleston	2,821	76.2
2011-12	Davidson	2,571	77.9
2012-13	Davidson	2,490	73.2
2013-14	Davidson	2,591	78.5
2014-15	VMI	2,415	80.5
2015-16	The Citadel	2,753	86.0
2016-17	The Citadel	2,964	89.8
2017-18	The Citadel	2,639	82.5
2018-19	The Citadel	2,553	85.1
2019-20	Western Carolina	2,444	78.8
2020-21	The Citadel	2,019	80.8
2021-22	VMI	2,529	79.0
2022-23	Furman	2,911	80.9
2023-24	Samford	3,012	86.1



Andrew Goudelock helped College of Charleston lead the league in scoring in 2009-10 and 2010-11.

SCORING DEFENSE

Year		Points	Avg.
1953-54	Richmond	1,881	62.7
1954-55	George Washington	1,974	65.8
1955-56	Virginia Tech	1,729	69.2
1956-57	Virginia Tech	1,421	64.6
1957-58	The Citadel	1,713	63.4
1958-59	The Citadel	1,253	63.3
1959-60	The Citadel	1,533	66.6
1960-61	Davidson	1,606	69.8
1961-62	Davidson	1,744	69.6
1962-63	William & Mary	1,551	64.6
1963-64	Furman	1,677	64.5
1964-65	William & Mary	1,678	67.1
1965-66	William & Mary	1,792	71.7
1966-67	William & Mary	1,802	72.4
1967-68	Davidson	1,997	68.9
1968-69	Davidson	2,209	73.6
1969-70	Davidson	1,947	72.1
1970-71	Davidson	1,723	66.3
1971-72	William & Mary	2,034	75.3
1972-73	The Citadel	1,864	71.7
1973-74	The Citadel	1,655	69.0
1974-75	William & Mary	2,189	66.3
1975-76	VMI	2,164	67.6
1976-77	William & Mary	2,012	67.1
1977-78	VMI	2,067	73.8
1978-79	Appalachian State	1,843	63.6
1979-80	Appalachian State	1,760	62.8
1980-81	Appalachian State	1,831	63.1
1981-82	Chattanooga	1,871	60.3
1982-83	Chattanooga	1,864	62.1
1983-84	Davidson	1,811	64.7
1984-85	VMI	1,816	60.5
1985-86	Davidson	1,974	63.7
1986-87	Davidson	2,059	68.6
1987-88	Furman	1,980	70.7
1988-89	Appalachian State	1,945	69.5
1989-90	Marshall	2,061	73.6
1990-91	Furman	2,177	75.1
1991-92	Chattanooga	2,157	71.9
1992-93	The Citadel	1,928	71.4
1993-94	The Citadel	1,873	69.4
1994-95	Furman	1,862	69.0
1995-96	Chattanooga	1,817	67.3
1996-97	Chattanooga	2,281	65.2
1997-98	The Citadel	1,741	62.2
1998-99	College of Charleston	1,834	59.2
1999-00	College of Charleston	1,759	58.6
2000-01	College of Charleston	1,739	60.0
2001-02	College of Charleston	1,824	60.8
2002-03	Furman	2,053	66.2
2003-04	Furman	1,940	66.9
2004-05	Chattanooga	2,034	65.6
2005-06	Wofford	1,909	65.8
2006-07	College of Charleston	2,166	65.5
2007-08	Davidson	2,274	63.2
2008-09	Samford	1,990	62.2
2009-10	The Citadel	1,914	59.8
2010-11	Furman	2,124	64.4
2011-12	Wofford	2,087	63.2
2012-13	Wofford	1,890	59.1
2013-14	Wofford	2,054	62.2
2014-15	Wofford	2,089	59.7
2015-16	Furman	2,333	66.7
2016-17	Furman	2,319	66.3
2017-18	UNCG	2189	62.5
2018-19	Wofford	2,295	65.6
2019-20	ETSU	2,146	63.1
2020-21	ETSU	1,654	66.2
2021-22	Chattanooga	2,253	64.4
2022-23	UNCG	2,064	64.5
2023-24	Western Carolina	2,198	68.7

FIELD-GOAL PERCENTAGE

Year		FGM-FGA	Pct.
1953-54	George Washington	744-1,632	45.6
1954-55	George Washington	867-1,822	47.6
1955-56	George Washington	725-1,451	50.0
1956-57	West Virginia	902-2,169	41.6
1957-58	West Virginia	915-2,056	44.5
1958-59	West Virginia	1,075-2,355	45.5
1959-60	West Virginia	1,040-2,248	46.3
1960-61	The Citadel	785-1,759	44.6
1961-62	Virginia Tech	793-1,757	45.1
1962-63	Davidson	792-1,632	48.5
1963-64	Davidson	894-1,644	54.4
1964-65	Davidson	908-1,784	50.9
1965-66	Davidson	877-1,713	51.2
1966-67	William & Mary	653-1,394	46.8
1967-68	Davidson	700-1,413	49.5
1968-69	East Carolina	732-1,520	48.2
1969-70	East Carolina	772-1,643	46.7
1970-71	Davidson	624-1,354	46.1
1971-72	Davidson	727-1,542	47.1
1972-73	Davidson	798-1,636	48.8
1973-74	Davidson	832-1,646	50.5
1974-75	Furman	827-1,655	49.9
1975-76	VMI	992-1,958	50.7
1976-77	VMI	940-1,806	52.0
1977-78	Davidson	896-1,775	50.5
1978-79	The Citadel	864-1,616	53.5
1979-80	Davidson	720-1,433	50.2
1980-81	Davidson	809-1,530	52.9
1981-82	Chattanooga	891-1,760	51.0
1982-83	ETSU	885-1,669	53.0
1983-84	Western Carolina	797-1,565	50.9
1984-85	Davidson	739-1,453	50.9
1985-86	Appalachian State	744-1,493	49.8
1986-87	Marshall	946-1,777	53.2
1987-88	Appalachian State	744-1,493	49.8
1988-89	The Citadel	826-1,616	51.1
1989-90	ETSU	1,090-2,176	50.1
1990-91	Appalachian State	939-1,821	51.6
1991-92	Furman	760-1,581	48.1
1992-93	Chattanooga	995-2,059	48.3
1993-94	Davidson	798-1,653	48.3
1994-95	ETSU	810-1,771	45.7
1995-96	Marshall	927-1,874	49.5
1996-97	Appalachian State	718-1,485	48.4
1997-98	Appalachian State	741-1,646	45.0
1998-99	College of Charleston	830-1,702	48.8
1999-00	Appalachian State	915-1,882	48.6
2000-01	College of Charleston	678-1,495	45.4
2001-02	ETSU	822-1,790	45.9
2002-03	Chattanooga	846-1,750	48.3
2003-04	Chattanooga	861-1,751	49.2
2004-05	Furman	754-1,609	46.9
2005-06	Furman	716-1,544	46.4
2006-07	Appalachian State	914-1,909	47.9
2007-08	Appalachian State	780-1,644	47.4
2008-09	College of Charleston	1,014-2,150	47.2
2009-10	Appalachian State	954-2,006	47.6
2010-11	Coll. of Charleston	1,037-2,173	47.7
2011-12	Georgia Southern	749-1608	46.6
2012-13	Davidson	837-1,813	46.2
2013-14	Davidson	896-1,877	47.7
2014-15	Wofford	818-1,802	45.4
2015-16	ETSU	984-2,135	46.1
2016-17	ETSU	960-1,966	48.8
2017-18	Mercer	878-1,854	47.4
2018-19	Wofford	1,044-2,132	49.0
2019-20	ETSU	919-1,936	47.5
2020-21	Furman	730-1,499	48.7
2021-22	Wofford	818-1,758	46.5
2022-23	Furman	1,016-2,129	47.7
2023-24	Samford	1,054-2,152	49.0

3-POINT FIELD-GOAL PERCENTAGE

Year		FGM-FGA	Pct.
1980-81	Davidson	12-26	46.2
1981-82	Western Carolina	10-20	50.0
1982-83	ETSU	45-97	46.4
1983-84	Western Carolina	68-159	42.8
1984-85	N/A		
1985-86	N/A		
1986-87	Davidson	138-303	45.5
1987-88	Furman	140-351	39.8
1988-89	The Citadel	153-328	46.6
1989-90	ETSU	285-688	41.4
1990-91	Marshall	179-435	41.1
1991-92	Western Carolina	201-494	40.7
1992-93	Chattanooga	235-618	38.0

1993-94	Chattanooga	227-597	38.0
1994-95	ETSU	210-550	38.2
1995-96	Western Carolina	204-503	40.6
1996-97	Appalachian State	178-455	39.1
1997-98	Chattanooga	200-551	36.3
1998-99	ETSU	142-374	38.0
1999-00	Appalachian State	200-515	38.8
2000-01	UNCG	184-480	38.3
2001-02	College of Charleston	169-456	37.1
2002-03	Davidson	269-645	41.7
2003-04	Chattanooga	231-615	37.6
2004-05	Furman	267-678	39.4
2005-06	Georgia Southern	206-529	38.9
2006-07	Furman	239-639	37.4
2007-08	Appalachian State	232-603	38.5
2008-09	College of Charleston	300-785	38.2
2009-10	Appalachian State	279-703	39.7
2010-11	Wofford	197-493	40.0
2011-12	Elon	238-671	35.5
2012-13	Davidson	256-694	36.9
2013-14	Davidson	273-726	37.6
2014-15	The Citadel	206-515	40.0
2015-16	Wofford	270-662	40.8
2016-17	Wofford	311-771	40.3
2017-18	Wofford	357-865	41.3
2018-19	Wofford	385-929	41.4
2019-20	Western Carolina	302-818	36.9
2020-21	VMI	270-711	38.0
2021-22	VMI	400-1,049	38.1
2022-23	Chattanooga	398-1,057	37.7
2023-24	UNCG	322-812	39.7

FREE-THROW PERCENTAGE

Year		FTM-FTA	Pct.
1953-54	George Washington	604-847	71.3
1954-55	George Washington	615-819	75.1
1955-56	George Washington	640-914	70.0
1956-57	Virginia Tech	546-763	71.6
1957-58	William & Mary	670-922	72.7
1958-59	George Washington	402-534	75.3
1959-60	VMI	337-456	73.9
1960-61	Furman	452-634	71.3
1961-62	Furman	479-650	73.7
1962-63	Davidson	477-641	74.4
1963-64	Davidson	534-722	74.0
1964-65	Richmond	558-745	74.9
1965-66	Davidson	563-739	76.2
1966-67	Davidson	537-709	75.7
1967-68	VMI	413-544	75.9
1968-69	George Washington	418-552	75.7
1969-70	George Washington	498-642	76.0
1970-71	The Citadel	392-536	73.1
1971-72	Davidson	631-847	74.0
1972-73	William & Mary	446-589	75.7
1973-74	Davidson	498-623	78.3
1974-75	Richmond	444-616	72.0
1975-76	Davidson	320-452	70.8
1976-77	VMI	541-753	71.8
1977-78	Furman	557-721	77.3
1978-79	Davidson	463-608	76.2
1979-80	VMI	461-608	75.8
1980-81	Davidson	477-626	76.2
1981-82	Western Carolina	481-623	77.2
1982-83	Furman	361-517	69.8
1983-84	Chattanooga	574-767	74.8
1984-85	Davidson	539-692	77.9
1985-86	Davidson	520-674	77.2
1986-87	VMI	360-483	74.5
1987-88	Davidson	486-679	71.6
1988-89	ETSU	571-768	74.3
1989-90	ETSU	567-757	74.9
1990-91	ETSU	538-752	71.5
1991-92	Furman	515-723	71.2
1992-93	Chattanooga	595-792	75.1
1993-94	Davidson	529-704	75.1
1994-95	Marshall	482-650	74.2
1995-96	VMI	469-623	75.3
1996-97	Western Carolina	491-671	73.2
1997-98	Western Carolina	352-492	71.5
1998-99	College of Charleston	458-649	70.6
1999-00	UNCG	456-618	73.8
2000-01	UNCG	552-718	76.9
2001-02	UNCG	524-702	74.6
2002-03	Davidson	413-531	77.8
2003-04	Chattanooga	510-694	73.5
2004-05	Davidson	468-634	73.8
2005-06	Davidson	416-547	76.1
2006-07	Davidson	499-663	75.3
2007-08	Davidson	411-573	71.7
2008-09	The Citadel	433-605	71.6
2009-10	Coll. of Charleston	323-435	74.3
2010-11	Coll. of Charleston	441-595	74.1
2011-12	Davidson	558-732	76.2
2012-13	Davidson	560-704	79.5
2013-14	Elon	462-639	72.3
2014-15	The Citadel	419-546	76.7
2015-16	Wofford	484-645	75.0
2016-17	Mercer	449-574	78.2
2017-18	Wofford	419-538	77.9
2018-19	The Citadel	385-523	73.6
2019-20	Samford	505-679	74.4
2020-21	Chattanooga	336-429	78.3
2021-22	VMI	377-476	79.2
2022-23	VMI	311-406	76.6
2023-24	Chattanooga	448-601	74.5

REBOUNDING

Year		No.	Avg.
1954-55	George Washington	1,605	59.7
1955-56	George Washington	1,451	61.6
1956-57	West Virginia	1,506	55.4
1957-58	West Virginia	1,545	56.9
1958-59	Virginia Tech	1,205	56.9
1959-60	Virginia Tech	1,461	56.2
1960-61	William & Mary	1,313	57.2
1961-62	West Virginia	1,749	55.7
1962-63	Davidson	1,254	57.8
1963-64	Davidson	1,176	56.8
1964-65	Davidson	1,229	55.2
1965-66	Davidson	1,210	53.6
1966-67	William & Mary	1,363	54.5
1967-68	Davidson	1,581	54.5
1968-69	West Virginia	1,496	55.5
1969-70	Davidson	1,509	55.9
1970-71	East Carolina	1,315	54.8
1971-72	East Carolina	1,554	53.6
1972-73	Furman	1,589	54.8
1973-74	Furman	1,680	54.2
1974-75	Furman	1,575	54.3
1975-76	VMI	1,265	39.5
1976-77	William & Mary	1,199	39.9
1977-78	Furman	1,198	39.9
1978-79	Furman	1,198	41.3
1979-80	ETSU	1,104	39.4
1980-81	ETSU	1,061	39.3
1981-82	ETSU	1,118	39.9
1982-83	Marshall	1,150	41.1
1983-84	Chattanooga	1,120	36.1

Year		For	Opp.	Mar.
1984-85	Chattanooga	35.3	30.3	+5.0
1985-86	Chattanooga	37.5	33.8	+3.7
1986-87	Western Carolina	38.8	33.0	+5.8
1987-88	Marshall	39.1	34.3	+4.8
1988-89	The Citadel	34.1	30.7	+3.4
1989-90	Marshall	39.5	36.7	+2.8
1990-91	Appalachian State	39.0	34.7	+4.3
1991-92	Chattanooga	43.1	36.4	+6.7
1992-93	Davidson	38.7	34.3	+4.4
1993-94	Davidson	36.1	31.2	+4.9
1994-95	Davidson	36.7	33.6	+3.1
1995-96	Chattanooga	37.5	34.2	+3.3
1996-97	Chattanooga	38.6	31.3	+7.3
1997-98	Furman	36.7	33.3	+4.3
1998-99	Coll. of Charleston	37.6	30.5	+7.2
1999-00	ETSU	36.9	32.9	+4.0
2000-01	Appalachian State	37.8	32.7	+5.1
2001-02	Georgia Southern	41.7	36.0	+5.8
2002-03	Davidson	41.1	34.3	+6.8
2003-04	Davidson	38.4	33.3	+5.1
2004-05	Chattanooga	41.4	30.6	+10.8
2005-06	Coll. of Charleston	41.9	32.8	+9.0
2006-07	Davidson	40.5	34.0	+6.5
2007-08	Chattanooga	39.7	34.0	+5.7
2008-09	Appalachian State	39.4	31.9	+7.5
2009-10	Appalachian State	38.5	30.6	+7.8
2010-11	Chattanooga	38.5	35.3	+3.2
2011-12	Davidson	38.8	32.5	+6.4
2012-13	Coll. of Charleston	37.2	31.7	+5.4
2013-14	Chattanooga	37.4	35.6	+1.8
2014-15	Wofford	32.5	31.1	+1.4
2015-16	Mercer	40.1	31.7	+8.4
2016-17	Mercer	36.7	31.2	+5.5
2017-18	UNCG	37.3	30.5	+6.7
2018-19	ETSU	39.7	29.6	+10.1
2019-20	ETSU	35.5	31.0	+4.5
2020-21	Samford	39.7	36.1	+3.6
2021-22	UNCG	35.0	29.8	+5.2
2022-23	UNCG	36.9	33.3	+3.6
2023-24	Western Carolina	39.7	34.6	+5.1

ASSISTS

Year		Assists	G	Avg.
2000-01	College of Charleston	431	29	14.9
2001-02	Western Carolina	438	28	15.6
2002-03	Davidson	460	27	17.0
2003-04	Chattanooga	535	30	17.8
2004-05	Furman	470	29	16.2
2005-06	Davidson	567	31	18.3
2006-07	Davidson	559	34	16.4
2007-08	Davidson	615	36	17.1
2008-09	Davidson	492	35	14.1
2009-10	Davidson	474	31	15.3
2010-11	Wofford	487	34	14.3
2011-12	Chattanooga	456	32	14.3
2012-13	The Citadel	452	30	15.1
2013-14	Elon	442	32	13.8
2014-15	VMI	408	30	13.6
2015-16	The Citadel	498	32	15.6
2016-17	The Citadel	561	33	17.0
2017-18	Samford	530	32	16.6
2018-19	Furman	524	33	15.9
2019-20	VMI	528	33	16.0
2020-21	Furman	416	25	16.6
2021-22	Furman	593	34	17.4
2022-23	Furman	599	36	16.6
2023-24	Samford	616	35	17.6

BLOCKED SHOTS

Year		Blocks	G	Avg.
2000-01	College of Charleston	147	29	5.1
2001-02	Chattanooga	175	30	5.8
2002-03	ETSU	156	31	5.0
2003-04	ETSU	192	33	5.8
2004-05	UNCG	178	30	5.9
2005-06	UNCG	148	31	4.8
2006-07	UNCG	131	30	4.4
2007-08	Appalachian State	145	31	4.7
2008-09	College of Charleston	149	36	4.1
2009-10	Furman	154	30	5.1
2010-11	College of Charleston	150	37	4.1
2011-12	Appalachian State	125	31	4.0
2012-13	College of Charleston	150	35	4.3
2013-14	Chattanooga	168	33	5.1
2014-15	Chattanooga	203	32	6.3
2015-16	Chattanooga	165	35	4.7
2016-17	Chattanooga	145	31	4.7
2017-18	ETSU	145	34	4.3
2018-19	Furman	137	33	4.2
2019-20	UNCG	139	32	4.3
2020-21	The Citadel	108	25	4.3
2021-22	The Citadel	111	31	3.6
2022-23	Chattanooga	121	35	3.5
2023-24	ETSU	163	35	4.7

STEALS

Year		Steals	G	Avg.
2000-01	ETSU	279	28	10.0
2001-02	VMI	287	28	10.3
2002-03	ETSU	354	31	11.4
2003-04	ETSU	382	33	11.6
2004-05	Georgia Southern	309	31	10.0
2005-06	UNCG	287	31	9.3
2006-07	Appalachian State	285	33	8.6
2007-08	Georgia Southern	290	32	9.1
2008-09	Western Carolina	298	31	9.6
2009-10	Western Carolina	321	34	9.4
2010-11	Western Carolina	299	33	9.1
2011-12	Western Carolina	284	35	8.1
2012-13	Western Carolina	250	33	7.6
2013-14	Western Carolina	248	34	7.3
2014-15	VMI	255	30	8.5
2015-16	The Citadel	285	32	8.9
2016-17	The Citadel	306	33	9.3
2017-18	The Citadel	301	32	9.4
2018-19	UNCG	315	36	8.8
2019-20	UNCG	299	32	9.3
2020-21	Furman	205	25	8.2
2021-22	Furman	281	34	8.3
2022-23	Samford	260	32	8.1
2023-24	Samford	347	35	9.9

SoConSports.com

YEARLY BASKETBALL AWARDS

Coaches Player of the Year
1989-90 – Keith Jennings, ETSU
1990-91 – Keith Jennings, ETSU
1991-92 – Keith Nelson, Chattanooga
1992-93 – Tim Brooks, Chattanooga
1993-94 – Chad Copeland, Chattanooga
1994-95 – Frankie King, Western Carolina
1995-96 – Anquell McCollum, Western Carolina
1996-97 – Johnny Taylor, Chattanooga
1997-98 – Bobby Phillips, Western Carolina
1998-99 – Sedric Webber, College of Charleston
1999-00 – Tyson Patterson, Appalachian State
2000-01 – Jody Lumpkin, College of Charleston
2001-02 – Dimeco Childress, ETSU
2002-03 – Troy Wheless, College of Charleston
2003-04 – Zakee Wadood, ETSU
2004-05 – Brendan Winters, Davidson
2005-06 – Elton Nesbitt, Georgia Southern
2006-07 – Kyle Hines, UNCG
2007-08 – Stephen Curry, Davidson
2008-09 – Stephen Curry, Davidson
2009-10 – Noah Dahlman, Wofford
2010-11 – Andrew Goudelock, Coll. of Charleston
2011-12 – De'Mon Brooks, Davidson
2012-13 – Jake Cohen, Davidson
2013-14 – De'Mon Brooks, Davidson
2014-15 – Karl Cochran, Wofford
2015-16 – Stephen Croone, Furman
2016-17 – Devin Sibley, Furman
2017-18 – Desonta Bradford, ETSU
2018-19 – Fletcher Magee, Wofford
2019-20 – Isaiah Miller, UNCG
2020-21 – Isaiah Miller, UNCG
2021-22 – Malachi Smith, Chattanooga
2022-23 – Jalen Slawson, Furman
2021-22 – Malachi Smith, Chattanooga
2022-23 – Jalen Slawson, Furman

Media Player of the Year
(The Malcolm U. Pitt Award)
The Southern Conference media Player of the Year award is named after Malcolm U. Pitt, who served as director of athletics at Richmond for 25 years before retiring in 1967. Pitt also coached football, track, basketball and baseball at Richmond, the latter for 35 years. He is a member of the American Association of College Baseball Coaches Hall of Fame and the Helms Athletic Foundation Hall of Fame. Coaches and Media Awards were voted to be combined beginning in 2023-24
1951-52 – Dick Groat, Duke
1952-53 – Frank Selvy, Furman
1953-54 – Frank Selvy, Furman
1954-55 – Darrell Floyd, Furman
1955-56 – Darrell Floyd, Furman
1956-57 – Rod Hundley, West Virginia
1957-58 – Dom Flora, Washington & Lee
1958-59 – Jerry West, West Virginia
1959-60 – Jerry West, West Virginia
1960-61 – Jeff Cohen, William & Mary
1961-62 – Rod Thorn, West Virginia
1962-63 – Fred Hetzel, Davidson
1963-64 – Fred Hetzel, Davidson
1964-65 – Fred Hetzel, Davidson
1965-66 – Dick Snyder, Davidson
1966-67 – Johnny Moates, Richmond
1967-68 – Ron Williams, West Virginia
1968-69 – Mike Maloy, Davidson
1969-70 – Mike Maloy, Davidson
1970-71 – Jim Gregory, East Carolina
Tim Jasper, William & Mary
1971-72 – Russ Hunt, Furman



Davidson's Fred Hetzel is the only three-time winner of the Malcolm U. Pitt Award (Media Player of the Year).

1972-73 – Aron Stewart, Richmond
1973-74 – Clyde Mayes, Furman
1974-75 – Clyde Mayes, Furman
1975-76 – Rodney McKeever, The Citadel
1976-77 – Ron Carter, VMI
1977-78 – Ron Carter, VMI
1978-79 – Jonathan Moore, Furman
1979-80 – Jonathan Moore, Furman
1980-81 – Charles Payton, Appalachian State
1981-82 – Willie White, Chattanooga
1982-83 – Troy Lee Mikell, ETSU
1983-84 – Regan Truesdale, The Citadel
1984-85 – Regan Truesdale, The Citadel
1985-86 – Gay Elmore, VMI
1986-87 – Gay Elmore, VMI
1987-88 – Skip Henderson, Marshall
1988-89 – John Taft, Marshall
1989-90 – John Taft, Marshall
1990-91 – Keith Jennings, ETSU
1991-92 – Terry Boyd, Western Carolina
1992-93 – Tim Brooks, Chattanooga
1993-94 – Frankie King, Western Carolina
1994-95 – Frankie King, Western Carolina
1995-96 – Anquell McCollum, Western Carolina
1996-97 – Johnny Taylor, Chattanooga
1997-98 – Chuck Vincent, Furman
1998-99 – Sedric Webber, College of Charleston
1999-00 – Tyson Patterson, Appalachian State
2000-01 – Jody Lumpkin, College of Charleston
2001-02 – Jason Conley, VMI
2002-03 – Troy Wheless, College of Charleston
2003-04 – Zakee Wadood, ETSU
2004-05 – Brendan Winters, Davidson
2005-06 – Elton Nesbitt, Georgia Southern
2006-07 – Kyle Hines, UNCG
2007-08 – Stephen Curry, Davidson
2008-09 – Stephen Curry, Davidson
2009-10 – Donald Sims, Appalachian State
2010-11 – Andrew Goudelock, Coll. of Charleston
2011-12 – Jake Cohen, Davidson
2012-13 – Jake Cohen, Davidson
2013-14 – De'Mon Brooks, Davidson
2014-15 – Karl Cochran, Wofford
2015-16 – Stephen Croone, Furman
2016-17 – Devin Sibley, Furman
2017-18 – Fletcher Magee, Wofford
2018-19 – Fletcher Magee, Wofford
2019-20 – Isaiah Miller, UNCG
2020-21 – Isaiah Miller, UNCG
2021-22 – Malachi Smith, Chattanooga
2022-23 – Jalen Slawson, Furman
2023-24 – Vonterius Woolbright, Western Carolina

Coaches Freshman of the Year
1992-93 – Bill Harder, Furman
1993-94 – Lonnie Edwards, Georgia Southern
1994-95 – Chuck Vincent, Furman
1995-96 – Brent Conley, VMI
1996-97 – Landry Kosmalski, Davidson
1997-98 – Ian Chadwick, Wofford
1998-99 – Casey Rogers, Western Carolina
1999-00 – Jarvis Hayes, Western Carolina
2000-01 – Jay Joseph, UNCG
2001-02 – Jason Conley, VMI
2002-03 – Tim Smith, ETSU
2003-04 – Quan Prowell, Furman
2004-05 – Kyle Hines, UNCG
2005-06 – Jermaine Johnson, Coll. of Charleston
2006-07 – Stephen Curry, Davidson
2007-08 – Cameron Wells, The Citadel
2008-09 – Harouna Mutombo, Western Carolina
2009-10 – JP Kuhlman, Davidson
2010-11 – Trey Sumler, Western Carolina
2011-12 – Karl Cochran, Wofford
2012-13 – Tim Williams, Samford
2013-14 – Tevon Saddler, UNCG
2014-15 – Devin Sibley, Furman
2015-16 – Fletcher Magee, Wofford
2016-17 – Preston Parks, The Citadel
2017-18 – Bo Hodges, ETSU
2018-19 – Kevin Easley, Chattanooga
2019-20 – Keyshaun Langley, UNCG
Travis Evee, VMI
2020-21 – Damari Monsanto, ETSU
2021-22 – Jason Roche, The Citadel
2022-23 – Jackson Paveletzke, Wofford

Media Freshman of the Year
The Southern Conference Freshman of the Year award was introduced in the 1978-79 season

with voting handled by the sports information directors of the league's schools. In 1979-80, the voting was turned over to the Southern Conference Sports Media Association.

1978-79 – Jamie Hall, Davidson
1979-80 – Troy Lee Mikell, ETSU
1980-81 – George Singleton, Furman
1981-82 – Mark Vest, VMI
1982-83 – Mike Huffman, VMI
1983-84 – Gay Elmore, VMI
1984-85 – Skip Henderson, Marshall
1985-86 – Darren McDonald, VMI
1986-87 – Renard Johnson, VMI
1987-88 – Greg Dennis, ETSU
1988-89 – Bruce Evans, Furman
1989-90 – Derek Waugh, Furman
1990-91 – Carey Rich, Western Carolina
1991-92 – Malik Hightower, Marshall
1992-93 – Bill Harder, Furman
1993-94 – Lonnie Edwards, Georgia Southern
1994-95 – Chuck Vincent, Furman
1995-96 – Brent Conley, VMI
1996-97 – Landry Kosmalski, Davidson
1997-98 – Ian Chadwick, Wofford
1998-99 – Casey Rogers, Western Carolina
1999-00 – Jarvis Hayes, Western Carolina
2000-01 – Jay Joseph, UNCG
2001-02 – Jason Conley, VMI
2002-03 – Tim Smith, ETSU
2003-04 – Quan Prowell, Furman
2004-05 – Kyle Hines, UNCG
2005-06 – Jermaine Johnson, Coll. of Charleston
2006-07 – Stephen Curry, Davidson
2007-08 – Cameron Wells, The Citadel
2008-09 – Harouna Mutombo, Western Carolina
2009-10 – Jake Cohen, Davidson
2010-11 – Trey Sumler, Western Carolina
2011-12 – Karl Cochran, Wofford
2012-13 – Tim Williams, Samford
2013-14 – Isaiah Williams, Samford
2014-15 – Devin Sibley, Furman
2015-16 – Fletcher Magee, Wofford
2016-17 – Preston Parks, The Citadel
2017-18 – Bubba Parham, VMI
2018-19 – Kevin Easley, Chattanooga
2019-20 – Travis Evee, VMI
2020-21 – Damari Monsanto, ETSU
2021-22 – Jason Roche, The Citadel
2022-23 – Jackson Paveletzke, Wofford

Newcomer of the Year
2023-24 – Rylan Jones

Sixth Man of the Year
2023-24 – Jan Zidek, Chattanooga

Coaches Coach of the Year
1988-89 – Randy Nesbit, The Citadel
1989-90 – Dana Altman, Marshall
Les Robinson, ETSU
1990-91 – Butch Estes, Furman
1991-92 – Mack McCarthy, Chattanooga
1992-93 – Mack McCarthy, Chattanooga
1993-94 – Bob McKillop, Davidson
1994-95 – Bart Bellairs, VMI
1995-96 – Bob McKillop, Davidson
1996-97 – Bob McKillop, Davidson
1997-98 – Buzz Peterson, Appalachian State
1998-99 – John Kresse, College of Charleston
1999-00 – Buzz Peterson, Appalachian State
2000-01 – Ed DeChellis, ETSU
2001-02 – Ed DeChellis, ETSU



Former College of Charleston head coach Bobby Cremins earned his fourth Anton Foy Award in 2010-11 but first in 30 seasons. He won the award three times as Appalachian State's coach (1975-76, 1977-78 and 1980-81).

2002-03 – Houston Fancher, Appalachian State
2003-04 – Murry Bartow, ETSU
2004-05 – Bob McKillop, Davidson
2005-06 – Ernie Nestor, Elon
2006-07 – Bob McKillop, Davidson
2007-08 – Bob McKillop, Davidson
2008-09 – Ed Conroy, The Citadel
2009-10 – Mike Young, Wofford
2010-11 – Bobby Cremins, College of Charleston
2011-12 – Bob McKillop, Davidson
2012-13 – Bob McKillop, Davidson
2013-14 – Mike Young, Wofford
2014-15 – Mike Young, Wofford
2015-16 – Matt McCall, Chattanooga
2016-17 – Niko Medved, Furman
2017-18 – Wes Miller, UNCG
2018-19 – Mike Young, Wofford
2019-20 – Steve Forbes, ETSU
2020-21 – Dan Earl, VMI
2021-22 – Lamont Paris, Chattanooga
2022-23 – Mike Jones, UNCG

Media Coach of the Year (The Anton Foy Award)
The media Coach of the Year award is named after Anton Foy, the late editor of the Greenville (S.C.) Piedmont. The Furman graduate passed away in 1958 at the age of 38. Coaches and Media Awards were voted to be combined beginning in 2023-24
1946-47 – Everett Case, North Carolina State
1947-48 – Gerry Gerard, Duke
1948-49 – Everett Case, North Carolina State
1949-50 – Gerry Gerard, Duke
1950-51 – Everett Case, North Carolina State
1951-52 – Red Brown, West Virginia
1952-53 – Murray Greason, Wake Forest
1953-54 – Bill Reinhart, George Washington
1954-55 – Fred Schaus, West Virginia
1955-56 – Chuck Noe, Virginia Tech
1956-57 – Norm Sloan, The Citadel
1957-58 – Fred Schaus, West Virginia
1958-59 – Fred Schaus, West Virginia
1959-60 – Fred Schaus, West Virginia
1960-61 – George King, West Virginia
1961-62 – Chuck Noe, Virginia Tech
1962-63 – Lefty Driesell, Davidson
1963-64 – Lefty Driesell, Davidson
1964-65 – Lefty Driesell, Davidson
1965-66 – Lefty Driesell, Davidson
1966-67 – Bucky Waters, West Virginia
1967-68 – Lewis Mills, Richmond
1968-69 – Tom Quinn, East Carolina
1969-70 – Terry Holland, Davidson
1970-71 – Terry Holland, Davidson
1971-72 – Terry Holland, Davidson
1972-73 – Joe Williams, Furman
1973-74 – Lewis Mills, Richmond
1974-75 – Dave Patton, East Carolina
1975-76 – Bobby Cremins, Appalachian State
1976-77 – Charlie Schmaus, VMI
1977-78 – Bobby Cremins, Appalachian State
1978-79 – Les Robinson, The Citadel
1979-80 – Steve Cottrell, Western Carolina
1980-81 – Bobby Cremins, Appalachian State
1981-82 – Murray Arnold, Chattanooga
1982-83 – Murray Arnold, Chattanooga
1983-84 – Rick Huckabay, Marshall
1984-85 – Marty Fletcher, VMI
1985-86 – Mack McCarthy, Chattanooga
1986-87 – Butch Estes, Furman
1987-88 – Tom Apke, Appalachian State
1988-89 – Randy Nesbit, The Citadel
1989-90 – Les Robinson, ETSU
1990-91 – Butch Estes, Furman
1991-92 – Mack McCarthy, Chattanooga
1992-93 – Mack McCarthy, Chattanooga
1993-94 – Bob McKillop, Davidson
1994-95 – Billy Donovan, Marshall
1995-96 – Bob McKillop, Davidson
1996-97 – Greg White, Marshall

SoConSports.com

YEARLY BASKETBALL AWARDS

1997-98 – Buzz Peterson, Appalachian State
1998-99 – John Kresse, College of Charleston
1999-00 – Jeff Price, Georgia Southern
2000-01 – Ed DeChellis, ETSU
2001-02 – Bob McKillop, Davidson
2002-03 – Houston Fancher, Appalachian State
2003-04 – Murry Bartow, ETSU
2004-05 – Bob McKillop, Davidson
2005-06 – Ernie Nestor, Elon
2006-07 – Bob McKillop, Davidson
2007-08 – Bob McKillop, Davidson
2008-09 – Ed Conroy, The Citadel
2009-10 – Mike Young, Wofford
2010-11 – Bobby Cremins, College of Charleston
2011-12 – Wes Miller, UNCG
2012-13 – Matt Matheny, Elon
2013-14 – Will Wade, Chattanooga
2014-15 – Mike Young, Wofford
2015-16 – Matt McCall, Chattanooga
2016-17 – Niko Medved, Furman
2017-18 – Wes Miller, UNCG
2018-19 – Mike Young, Wofford
2019-20 – Steve Forbes, ETSU
2020-21 – Dan Earl, VMI
2021-22 – Bucky McMillan, Samford
2022-23 – Bucky McMillan, Samford
2023-24 – Bucky McMillan, Samford

Defensive Player of the Year
2008-09 – Max Paulhus Gosselin, Davidson
2009-10 – Jeremy Simmons, College of Charleston
Brigham Waginger, Western Carolina
2010-11 – Richie Gordon, Western Carolina
2011-12 – Brad Loesing, Wofford
2012-13 – Nathan Healy, Appalachian State
2013-14 – Z. Mason, Chattanooga
2014-15 – Justin Tuoyo, Chattanooga
2015-16 – Justin Tuoyo, Chattanooga
2016-17 – Justin Tuoyo, Chattanooga
2017-18 – James Dickey, UNCG
2018-19 – Isaiah Miller, UNCG
2019-20 – Isaiah Miller, UNCG
2020-21 – Isaiah Miller, UNCG
2021-22 – Jalen Slawson, Furman
2022-23 – Kobe Langley, UNCG
2023-24 – Kobe Langley, UNCG

Tournament Most Outstanding Player
1948 – Jere Bunting, William & Mary
1949 – Chet Giermak, William & Mary
1950 – Sam Ranzino, North Carolina State
1951 – Dick Groat, Duke
1952 – Dick Groat, Duke
1953 – Gene Shue, Maryland
1954 – Joe Holup, George Washington
1955 – Rod Hundley, West Virginia
1956 – Rod Hundley, West Virginia
1957 – Lloyd Sharrar, West Virginia
1958 – Jerry West, West Virginia
1959 – Jerry West, West Virginia
1960 – Jerry West, West Virginia
1961 – Jon Feldman, George Washington
1962 – Rod Thorn, West Virginia
1963 – Rod Thorn, West Virginia
1964 – Fred Hetzel, Davidson
1965 – Fred Hetzel, Davidson
1966 – Dick Snyder, Davidson
1967 – Johnny Moates, Richmond
1968 – Mike Maloy, Davidson
1969 – Doug Cook, Davidson
1970 – Doug Cook, Davidson
1971 – Jerry Martin, Furman
1972 – Roy Simpson, Furman
1973 – Clyde Mayes, Furman
1974 – Aron Stewart, Richmond
1975 – Clyde Mayes, Furman
1976 – Ron Carter, VMI
1977 – Dave Montgomery, VMI
1978 – Jonathan Moore, Furman
1979 – Darryl Robinson, Appalachian State
1980 – Jonathan Moore, Furman
1981 – Nick Morken, Chattanooga
1982 – Russ Schoene, Chattanooga
1983 – Willie White, Chattanooga
1984 – LaVerne Evans, Marshall
1985 – Gay Elmore, VMI
1986 – Gerry Born, Davidson
1987 – Derek Rucker, Davidson
1988 – Benny Green, Chattanooga
1989 – John Taft, Marshall
1990 – Keith Jennings, ETSU
1991 – Keith Jennings, ETSU
1992 – Greg Dennis, ETSU
1993 – Tim Brooks, Chattanooga
1994 – Chad Copeland, Chattanooga
1995 – Frankie King, Western Carolina
1996 – Anquell McCollum, Western Carolina
1997 – John Brannen, Marshall
1998 – Ben Ebong, Davidson
1999 – Marshall Phillips, Appalachian State
2000 – Tyson Patterson, Appalachian State
2001 – Toot Young, Chattanooga
2002 – Peter Anderer, Davidson
2003 – Tim Smith, ETSU
2004 – Tim Smith, ETSU
2005 – Mindaugas Katelynas, Chattanooga
2006 – Brendan Winters, Davidson
2007 – Stephen Curry, Davidson
2008 – Stephen Curry, Davidson *
2009 – Stephen McDowell, Chattanooga
2010 – Noah Dahlman, Wofford
2011 – Noah Dahlman, Wofford
2012 – De'Mon Brooks, Davidson
2013 – De'Mon Brooks, Davidson
2014 – Karl Cochran, Wofford
2015 – Lee Skinner, Wofford
2016 – Greg Pryor, Chattanooga
2017 – T.J. Cromer, ETSU
2018 – Francis Alonso, UNCG
2019 – Fletcher Magee, Wofford
2020 – Isaiah Tisdale, ETSU
2021 – Isaiah Miller, UNCG
2022 – Malachi Smith, Chattanooga
2023 – JP Pegues, Furman
2024 – Achor Achor, Samford

** unanimous selection*

Pinnacle Award
The Pinnacle Award is awarded to the student-athlete with the highest GPA on the championship-winning team for each Southern Conference sport. The award was inaugurated in 2016-17.
2017 – Isaac Banks, ETSU
2018 – Justin Jordan, UNCG
2019 – Storm Murphy, Wofford
2020 – Patrick Good, ETSU
2021 – Kobe Langley, UNCG
2022 – Grant Ledford, Chattanooga
2023 – Blake Harris, Furman
2024 – Nathan Johnson, Samford



Wofford's Noah Dahlman was named the Southern Conference Men's Basketball Championship Most Outstanding Player in back-to-back years after helping the Terriers to consecutive titles in 2010 and 2011.

ALL-CONFERENCE TEAMS

1946-47
First Team
Ed Bartels, North Carolina State
Bill Cantwell, George Washington
Buddy Cheek, Davidson
Dick Dickey, North Carolina State
Bob Paxton, North Carolina

Second Team
Ben Collins, Duke
Chet Giermak, William & Mary
Leo Katkaveck, North Carolina State
Norman Kohler, North Carolina
Jack McComas, North Carolina State

1948-49
First Team
Coy Carson, North Carolina
Dick Dickey, North Carolina State
Chet Giermak, William & Mary
Sam Ranzino, North Carolina State
Corren Youmans, Duke

Second Team
Vic Bubas, Duke
Buddy Cheek, Davidson
Tommy Hughes, Duke
Maynard Haithcock, G. Washington
Stan Najeway, Wake Forest

1949-50
First Team
Vic Bubas, North Carolina State
Dick Dickey, North Carolina State
Chet Giermak, William & Mary
Sam Ranzino, North Carolina State
Jim Slaughter, South Carolina

Second Team
Dick Groat, Duke
Hugo Kappler, North Carolina
John Moffatt, George Washington
Nemo Nearman, North Carolina
Stan Najeway, Wake Forest

1950-51
First Team
Dick Groat, Duke
Jay Handlan, Washington & Lee
Sam Ranzino, North Carolina State
Jim Slaughter, South Carolina
Mark Workman, West Virginia

Second Team
Vic Bubas, North Carolina State
Paul Horvath, North Carolina State
Perry Lewis, William & Mary
Ed McMillan, William & Mary
Tex Tilson, Virginia Tech

1951-52
First Team
Dick Groat, Duke
Dickie Hemric, Wake Forest
Frank Selvy, Furman
Lee Terrill, North Carolina State
Mark Workman, West Virginia

Second Team
Bill Chambers, William & Mary
Jay Handlan, Washington & Lee
Dwane Morrison, South Carolina
Johnny Snee, Clemson
Bobby Speight, North Carolina State

1952-53
First Team
Dickie Hemric, Wake Forest
Joe Holup, George Washington
Frank Selvy, Furman
Jim Sottille, West Virginia
Bobby Speight, North Carolina State

Second Team
Bill Chambers, William & Mary
Nield Gordon, Furman
Gene Shue, Maryland
Mel Thompson, North Carolina State
Jack Williams, Wake Forest



West Virginia's Jerry West was a three-time first-team All-SoCon selection from 1957-60.

1953-54
Walter Devlin, George Washington
Ralph Holmes, West Virginia
Joe Holup, George Washington
Warren Mills, Richmond
Frank Selvy, Furman

1954-55
Walter Devlin, George Washington
Darrell Floyd, Furman
Joe Holup, George Washington
Rod Hundley, West Virginia
Warren Mills, Richmond

1955-56
Darrell Floyd, Furman
Ed Harrison, Richmond
Joe Holup, George Washington
Rod Hundley, West Virginia
Bill Matthews, Virginia Tech

1956-57
Dom Flora, Washington & Lee
Rod Hundley, West Virginia
Lee Marshall, Washington & Lee
Lloyd Sharrar, West Virginia
Dick Wright, Furman

1957-58
First Team
Dom Flora, Washington & Lee
Gene Guarilia, George Washington
Roy Lange, William & Mary
Lloyd Sharrar, West Virginia
Jerry West, West Virginia

Second Team
Bob Ayersman, Virginia Tech
Howard McDonald, George Washington
Art Musselman, The Citadel
Don Vincent, West Virginia
Dick Wright, Furman

1958-59
First Team
Bob Ayersman, Virginia Tech
Roy Lange, William & Mary
Howard McDonald, George Washington
Chris Smith, Virginia Tech
Jerry West, West Virginia

Second Team
Jeff Cohen, William & Mary
Bob Smith, West Virginia
Bill Telasky, George Washington
Theryl Willis, Richmond
Dick Wright, Furman

1959-60
First Team
Bob Ayersman, Virginia Tech
Jeff Cohen, William & Mary
Lee Patrone, West Virginia
Chris Smith, Virginia Tech
Jerry West, West Virginia

Second Team
Jon Feldman, George Washington
Norm Halberstadt, VMI
Lewis Mills, Virginia Tech
Art Musselman, The Citadel
Bev Vaughan, William & Mary

1960-61
First Team
Jeff Cohen, William & Mary
Gary Daniels, The Citadel
Chris Smith, Virginia Tech
Jerry Smith, Furman
Rod Thorn, West Virginia

Second Team
Jon Feldman, George Washington
Norm Halberstadt, VMI
Danny Higgins, Richmond
Bucky Keller, Virginia Tech
Lee Patrone, West Virginia

1961-62
First Team
Gary Daniels, The Citadel
Bucky Keller, Virginia Tech
Howard Pardue, Virginia Tech
Jerry Smith, Furman
Rod Thorn, West Virginia

Second Team
Jon Feldman, George Washington
Gerald Glur, Furman
Norm Halberstadt, VMI
Bill Jarman, Davidson
Jim McCormick, West Virginia

1962-63
First Team
Gerald Glur, Furman
Fred Hetzel, Davidson
Howard Pardue, Virginia Tech
Jerry Smith, Furman
Rod Thorn, West Virginia

Second Team
Roger Bergey, William & Mary
Bill Blair, VMI
Bill Jarman, Davidson
Jim McCormick, West Virginia
Lee Melear, Virginia Tech

1963-64
First Team
Bill Blair, VMI
Fred Hetzel, Davidson
Tom Lowry, West Virginia
Howard Pardue, Virginia Tech
John Telepo, Richmond

Second Team
Joe Adamitis, George Washington
Terry Holland, Davidson
Dave Hunter, William & Mary
Paul Long, Virginia Tech
Dick Snyder, Davidson

1964-65
First Team
Fred Hetzel, Davidson
Mickey McDade, Virginia Tech
Charlie Schmaus, VMI
Dick Snyder, Davidson
Tom Tenwick, Richmond

Second Team
Bob Camp, West Virginia
Don Davidson, Davidson
Joe Kruszewski, VMI
Barry Teague, Davidson
John Wetzel, Virginia Tech

1965-66
First Team
Johnny Moates, Richmond
Ben Pomeroy, William & Mary
Charlie Schmaus, VMI
Dick Snyder, Davidson
Ron Williams, West Virginia

Second Team
Herwig Baumann, The Citadel
Rodney Knowles, Davidson
John Lesher, West Virginia
Robin Porter, VMI
Don Webster, Furman
Spike Welsh, Richmond

1966-67
First Team
Tom Green, Richmond
Carl Head, West Virginia
Rodney Knowles, Davidson
Johnny Moates, Richmond
Ben Pomeroy, William & Mary
Ron Williams, West Virginia

Second Team
Wayne Huckel, Davidson
Joe Lalli, George Washington
Steve Lawrence, Furman
Ron Panneton, William & Mary
Dave Reaser, West Virginia

SoConSports.com

ALL-CONFERENCE TEAMS

1967-68
First Team
Dick Esleeck, Furman
Wilton Ford, Richmond
Mike Maloy, Davidson
Bob Sherwood, William & Mary
Ron Williams, West Virginia

Second Team
Carey Bailey, West Virginia
Doug Cook, Davidson
Wayne Huckel, Davidson
John Kemper, VMI
Steve Powers, VMI

1968-69
First Team
Dick Esleeck, Furman
Kenny Foster, Richmond
Jerry Kroll, Davidson
Mike Maloy, Davidson
Bob Tallent, George Washington

Second Team
Doug Cook, Davidson
Richard Keir, East Carolina
John Mitchell, VMI
Dave Moser, Davidson
Tee Hooper, The Citadel

1969-70
First Team
Bryan Adrian, Davidson
Doug Cook, Davidson
Mike Maloy, Davidson
Tom Miller, East Carolina
Mike Tallent, George Washington

Second Team
Joe Brunson, Furman
Jerry Hirsch, The Citadel
Jerry Kroll, Davidson
Jim Modlin, East Carolina
Bob Sherwood, William & Mary

1970-71
First Team
Mike Anastasio, Richmond
Jim Gregory, East Carolina
Russ Hunt, Furman
Tom Jasper, William & Mary
Joe Sutter, Davidson

Second Team
Steve Dodge, William & Mary
Jan Essenburg, VMI
Al Faber, East Carolina
Ben Ledbetter, The Citadel
Eric Minkin, Davidson

1971-72
First Team
John Falconi, Davidson
Russ Hunt, Furman
Roy Simpson, Furman
John Sutor, The Citadel
Joe Sutter, Davidson

Second Team
Jim Fairley, East Carolina
Steve Fishel, The Citadel
Eric Minkin, Davidson
Jerome Owens, East Carolina
Jeff Trammell, William & Mary

1972-73
First Team
John Falconi, Davidson
Steve Fishel, The Citadel
Fessor Leonard, Furman
Clyde Mayes, Furman
Aron Stewart, Richmond

Second Team
Mike Arizin, William & Mary
Stan Davis, Appalachian State
Greg Dunn, Davidson
Earl Quash, East Carolina



A two-time first-team All-SoCon selection, Western Carolina's Ronnie Carr holds the distinction of hitting the first 3-pointer in NCAA history.

Roy Simpson, Furman

1973-74
First Team
Greg Dunn, Davidson
Fessor Leonard, Furman
Clyde Mayes, Furman
Aron Stewart, Richmond
Nicky White, East Carolina

Second Team
Mike Arizin, William & Mary
Stan Davis, Appalachian State
Bob McCurdy, Richmond
Rodney McKeever, The Citadel
Mike Sorrentino, Davidson

1974-75
First Team
Fessor Leonard, Furman
Bob McCurdy, Richmond
Rodney McKeever, The Citadel
Clyde Mayes, Furman
Ron Satterthwaite, William & Mary

Second Team
Gregg Ashorn, East Carolina
Greg Dunn, Davidson
Robert Geter, East Carolina
John Krovic, VMI
Craig Lynch, Furman

1975-76
First Team
Ron Carter, VMI
John Lowenhaupt, William & Mary
Rodney McKeever, The Citadel
Ray Miller, Furman
Jim Strickland, Furman

Second Team
Jeff Butler, Richmond
Will Bynum, VMI
Kevin Eastman, Richmond
Earl Garner, East Carolina
Darryl Robinson, Appalachian State
Ron Satterthwaite, William & Mary

1976-77
First Team
Will Bynum, VMI
Ron Carter, VMI
John Gerdy, Davidson
Bruce Grimm, Furman
Jonathan Moore, Furman

Second Team
Larry Hunt, East Carolina
John Krovic, VMI
John Lowenhaupt, William & Mary
Jim Strickland, Furman
Rick Swing, The Citadel

1977-78
First Team
Ron Carter, VMI
John Gerdy, Davidson
Bunny Gibson, Marshall
Jonathan Moore, Furman
Tony Searcy, Appalachian State

Second Team
Al Daniel, Furman
Bruce Grimm, Furman
Dave Montgomery, VMI
Darryl Robinson, Appalachian State
Bubba Wilson, Western Carolina

1978-79
First Team
Al Daniel, Furman
John Gerdy, Davidson
Mel Hubbard, Appalachian State
Jonathan Moore, Furman
Darryl Robinson, Appalachian State
Rick Swing, The Citadel

Second Team
Bunny Gibson, Marshall
Randy Nesbit, The Citadel
Keith Parker, Chattanooga
Raymond Person, Western Carolina
Tom Slawson, The Citadel

1979-80
First Team
Rich DiBenedetto, Davidson
Mel Daniel, Furman
Greg Dennis, Western Carolina
Andy Kolesar, VMI
Jonathan Moore, Furman

Second Team
Randy Nesbit, The Citadel
Charles Payton, Appalachian State
Tom Slawson, The Citadel
Kenny Trimier, Western Carolina
Greg White, Marshall

1980-81
First Team
Ronnie Carr, Western Carolina
Mel Daniel, Furman
Todd Haynes, Davidson
Charles Payton, Appalachian State
Eric Smith, Chattanooga

Second Team
Rich DiBenedetto, Davidson
Greg Dennis, Western Carolina
Troy Lee Mikell, ETSU
George Singleton, Furman
Greg White, Marshall

1981-82
First Team
Ronnie Carr, Western Carolina
Greg Dennis, Western Carolina
Charles Payton, Appalachian State
Cliff Tribus, Davidson
Willie White, Chattanooga

Second Team
Mel Daniel, Furman
Troy Lee Mikell, ETSU
Nick Morken, Chattanooga
Russ Schoene, Chattanooga
Winfred Reid, ETSU

1982-83
First Team
Troy Lee Mikell, ETSU
George Singleton, Furman
Kenny Trimier, Western Carolina
Willie White, Chattanooga
Kenny Wilson, Davidson

Second Team
Felipe de las Pozas, The Citadel
Sam Henry, Marshall
Charles Jones, Marshall
Winfred King, ETSU
Stanford Strickland, Chattanooga
Cliff Tribus, Davidson

1983-84
First Team
LaVerne Evans, Marshall
George Singleton, Furman
Regan Truesdale, The Citadel
Willie White, Chattanooga
Kenny Wilson, Davidson

Second Team
Gay Elmore, VMI
Quinton Lytle, Western Carolina
Stanford Strickland, Chattanooga
David Wade, Marshall
Gerald Wilkins, Chattanooga

1984-85
First Team
Gay Elmore, VMI
Skip Henderson, Marshall
Quinton Lytle, Western Carolina
Regan Truesdale, The Citadel
Gerald Wilkins, Chattanooga

Second Team
Glenn Clyburn, Appalachian State
Noel Gilliard, Furman
Clifford Morgan, Chattanooga
Derek Rucker, Davidson
Cedric Wins, VMI

1985-86
First Team
Gay Elmore, VMI
Leroy Gasque, Western Carolina
Skip Henderson, Marshall
Derek Rucker, Davidson
Wes Stallings, ETSU

ALL-CONFERENCE TEAMS

Second Team
Gerry Born, Davidson
Calvin Cannady, ETSU
Rod Davis, Appalachian State
Lance Fulse, Chattanooga
Carliss Jeter, Chattanooga

1986-87
First Team
Gay Elmore, VMI
Lance Fulse, Chattanooga
Skip Henderson, Marshall
Rodney Holden, Marshall
Derek Rucker, Davidson

Second Team
Craig Burgess, The Citadel
Tom Curry, Marshall
Jeff Himes, Davidson
James Hunter, Chattanooga
Dwayne Lewis, Marshall

1987-88
First Team
John Castile, Furman
Tom Curry, Marshall
Skip Henderson, Marshall
Jeff Himes, Davidson
Derek Rucker, Davidson

Second Team
David Brown, Furman
Greg Dennis, ETSU
Lance Fulse, Chattanooga
Rodney Holden, Marshall
Kemp Phillips, Appalachian State

1988-89
First Team
Daren Chandler, Chattanooga
Greg Dennis, ETSU
Sam Gibson, Appalachian State
John Taft, Marshall
Ramon Williams, VMI

Second Team
Chris Behrends, Chattanooga
Patrick Elmore, The Citadel
Bennie Goettie, Western Carolina
Keith Jennings, ETSU
Damon Williams, VMI

1989-90
Coaches
Greg Dennis, ETSU
Patrick Elmore, The Citadel
Bruce Evans, Furman
Sam Gibson, Appalachian State
Keith Jennings, ETSU
Derrick Kirce, Chattanooga
Omar Roland, Marshall
John Taft, Marshall
Calvin Talford, ETSU
Damon Williams, VMI
Ramon Williams, VMI

1989-90
Media
First Team
Greg Dennis, ETSU
Patrick Elmore, The Citadel
Keith Jennings, ETSU
John Taft, Marshall
Damon Williams, VMI

Second Team
Sam Gibson, Appalachian State
Derrick Kirce, Chattanooga
Omar Roland, Marshall
Calvin Talford, ETSU
Ramon Williams, VMI

1990-91
Coaches
Terry Boyd, Western Carolina
Bruce Evans, Furman
Greg Fittz, VMI
Keith Jennings, ETSU
Derrick Kirce, Chattanooga
Ted Mosay, The Citadel
Keith Nelson, Chattanooga
Steve Spurlock, Appalachian State
John Taft, Marshall
Calvin Talford, ETSU

1990-91
Media
First Team
Bruce Evans, Furman
Keith Jennings, ETSU
Derrick Kirce, Chattanooga
Keith Nelson, Chattanooga
John Taft, Marshall

Second Team
Chris Bass, Furman
Terry Boyd, Western Carolina
Greg Fittz, VMI
Steve Spurlock, Appalachian State
Calvin Talford, ETSU

1991-92
Coaches
Terry Boyd, Western Carolina
Tim Brooks, Chattanooga
Rodney English, ETSU
Bruce Evans, Furman
Robert Gaines, Western Carolina
Hal Henderson, Furman
Keith Nelson, Chattanooga
Jonathan Penn, VMI
Lewis Preston, VMI
Steve Spurlock, Appalachian State
Calvin Talford, ETSU

1991-92
Media
First Team
Terry Boyd, Western Carolina
Tim Brooks, Chattanooga
Rodney English, ETSU
Keith Nelson, Chattanooga
Calvin Talford, ETSU

Second Team
Greg Dennis, ETSU
Bruce Evans, Furman
Hal Henderson, Furman
Jonathan Penn, VMI
Lewis Preston, VMI
LeVert Threats, Chattanooga

1992-93
Coaches
Tim Brooks, Chattanooga
Robert Gaines, Western Carolina
Jerry Pelphrey, ETSU
Tyrone Phillips, Marshall
Lewis Preston, VMI
Gary Robb, Chattanooga
Bill Ross, Appalachian State
Trazel Silvers, ETSU
Derek Waugh, Furman
Charlton Young, Georgia Southern

1992-93
Media
First Team
Tim Brooks, Chattanooga
Tyrone Phillips, Marshall
Bill Ross, Appalachian State
Derek Waugh, Furman
Charlton Young, Georgia Southern

Second Team
Robert Gaines, Western Carolina
Jerry Pelphrey, ETSU
Lewis Preston, VMI
Gary Robb, Chattanooga
Trazel Silvers, ETSU

1993-94
Coaches
Brandon Born, Chattanooga
Chad Copeland, Chattanooga
Brian Edwards, Furman
Reggie Jones, The Citadel
Frankie King, Western Carolina
Chad McClendon, Appalachian State
Shawn Moore, Marshall
Janko Narat, Davidson
Trazel Silvers, ETSU
Brandon Williams, Davidson

1993-94
Media
First Team
Brandon Born, Chattanooga
Chad Copeland, Chattanooga
Frankie King, Western Carolina
Chad McClendon, Appalachian State
Janko Narat, Davidson

Second Team
Brian Edwards, Furman
Shawn Moore, Marshall
Gary Robb, Chattanooga
Trazel Silvers, ETSU
Brandon Williams, Davidson

1994-95
Coaches
Brandon Born, Chattanooga
Lawrence Gullette, VMI
Maurio Hanson, Chattanooga
Steve Harris, Furman
Frankie King, Western Carolina
Chad McClendon, Appalachian State
Anquell McCollum, Western Carolina
Moncrief Michael, The Citadel
Shawn Moore, Marshall
Tony Patterson, ETSU

1994-95
Media
First Team
Frankie King, Western Carolina
Shawn Moore, Marshall
Chad McClendon, Appalachian State
Brandon Born, Chattanooga
Anquell McCollum, Western Carolina

Second Team
Roger Smith, Chattanooga
Lawrence Gullette, VMI
Tony Patterson, ETSU
Steve Harris, Furman
Maurio Hanson, Chattanooga

1995-96
Coaches
Anquell McCollum, Western Carolina
Brandon Williams, Davidson
Keith Veney, Marshall
Lawrence Gullette, VMI
Quinn Harwood, Davidson
Johnny Taylor, Chattanooga
Chuck Vincent, Furman
Noy Castillo, The Citadel
Kareem Livingston, Appalachian State
John Brown, Marshall

1995-96
Media
First Team
Brandon Williams, Davidson
Anquell McCollum, Western Carolina
Johnny Taylor, Chattanooga
Lawrence Gullette, VMI
Quinn Harwood, Davidson

Second Team
Kareem Livingston, Appalachian State
Keith Veney, Marshall
Chris Alpert, Davidson
Chuck Vincent, Furman
Jason Williams, Marshall

1996-97
Coaches
Johnny Taylor, Chattanooga
John Brannen, Marshall
Keith Veney, Marshall
Junior Braswell, Appalachian State
Chuck Vincent, Furman
Narcisse Ewodo, Davidson
Willie Young, Chattanooga
Bobby Phillips, Western Carolina
Darryl Faulkner, VMI
Mark Donnelly, Davidson

1996-97
Media
First Team
Johnny Taylor, Chattanooga
John Brannen, Marshall
Keith Veney, Marshall
Junior Braswell, Appalachian State
Chuck Vincent, Furman

Second Team
Narcisse Ewodo, Davidson
Willie Young, Chattanooga
Sidney Coles, Marshall



College of Charleston guard Jeff Bolton earned all-conference honors three times from 1999-00 to 2001-02.

ALL-CONFERENCE TEAMS

Bobby Phillips, Western Carolina
Chris Mims, Chattanooga
Darryl Faulkner, VMI

1997-98
Coaches
Chuck Vincent, Furman
Mark Donnelly, Davidson
Kareem Livingston, Appalachian State
Bobby Phillips, Western Carolina
Darryl Faulkner, VMI
Greg Stephens, ETSU
Demetrius Cherry, UNCG
David Phillips, Chattanooga
Jamie Jenkins, The Citadel
Marshall Phillips, Appalachian State

1997-98
Media
First Team
Chuck Vincent, Furman
Mark Donnelly, Davidson
Kareem Livingston, Appalachian State
Bobby Phillips, Western Carolina
Darryl Faulkner, VMI

Second Team
Greg Stephens, ETSU
Jason Bell, VMI
Demetrius Cherry, UNCG
David Phillips, Chattanooga
Jamie Jenkins, The Citadel

1998-99
Coaches
Marshall Phillips, Appalachian State
Tyson Patterson, Appalachian State
Sedric Webber, College of Charleston
Danny Johnson, College of Charleston
Landry Kosmalski, Davidson
Ali Ton, Davidson
Greg Stephens, ETSU
Daniel Quigley, Furman
Jason Bell, VMI
Ian Chadwick, Wofford

1998-99
Media
First Team
Sedric Webber, College of Charleston
Greg Stephens, ETSU
Jason Bell, VMI
Ian Chadwick, Wofford
Marshall Phillips, Appalachian State

Second Team
Landry Kosmalski, Davidson
Ali Ton, Davidson
Jermel President, College of Charleston
Danny Johnson, College of Charleston
Tyson Patterson, Appalachian State

1999-00
Coaches
Tyson Patterson, Appalachian State
Landry Kosmalski, Davidson
Ian Chadwick, Wofford
Rufus Leach, Appalachian State
Jody Lumpkin, College of Charleston
Jeff Bolton, College of Charleston
Rashun Coleman, Chattanooga
Oliver Morton, Chattanooga
Stephen Marshall, Davidson
Demetrius Cherry, UNCG

1999-00
Media
First Team
Ian Chadwick, Wofford
Tyson Patterson, Appalachian State
Jody Lumpkin, College of Charleston
Stephen Marshall, Davidson
Demetrius Cherry, UNCG

Second Team
Rufus Leach, Appalachian State
Jeff Bolton, College of Charleston
Rashun Coleman, Chattanooga
Landry Kosmalski, Davidson
Julius Jenkins, Georgia Southern

Third Team
Oliver Morton, Chattanooga
Karim Souchu, Furman
Hamp Jones, Georgia Southern
Dondrell Whitmore, Western Carolina
Jarvis Hayes, Western Carolina

2000-01
Coaches
Ian Chadwick, Wofford
Jody Lumpkin, College of Charleston
Jeff Bolton, College of Charleston
Oliver Morton, Chattanooga
Karim Souchu, Furman
Julius Jenkins, Georgia Southern
Courtney Eldridge, UNCG
Eric Mann, VMI
Dimeco Childress, ETSU
Kashien Latham, Georgia Southern

2000-01
Media
First Team
Ian Chadwick, Wofford
Jody Lumpkin, College of Charleston
Eric Mann, VMI
Karim Souchu, Furman
Courtney Eldridge, UNCG

Second Team
Jeff Bolton, College of Charleston
Julius Jenkins, Georgia Southern
Oliver Morton, Chattanooga
Cory Largent, Western Carolina
Kashien Latham, Georgia Southern

Third Team
Dimeco Childress, ETSU
Josh Shehan, Appalachian State
Donald Payne, Appalachian State
David Schuck, UNCG
Mike Lenzly, Wofford

2001-02
Coaches
Jeff Bolton, College of Charleston
Chris Pearson, Davidson
Dimeco Childress, ETSU
Zakee Wadood, ETSU
Guilherme Da Luz, Furman
Sean Peterson, Georgia Southern
Courtney Eldridge, UNCG
David Schuck, UNCG
Jason Conley, VMI
Kevin Martin, Western Carolina

2001-02
Media
First Team
Jeff Bolton, College of Charleston
Dimeco Childress, ETSU
Sean Peterson, Georgia Southern
Courtney Eldridge, UNCG
Jason Conley, VMI

Second Team
Travis Cantrell, The Citadel
Chris Pearson, Davidson
Zakee Wadood, ETSU
David Schuck, UNCG
Kevin Martin, Western Carolina

Third Team
Toot Young, Chattanooga
Guilherme Da Luz, Furman
Karim Souchu, Furman
James Maye, UNCG
Mike Lenzly, Wofford

2002-03
Coaches
Graham Bunn, Appalachian State
Shawn Hall, Appalachian State
Ashley Champion, Chattanooga
Troy Wheless, College of Charleston
Wayne Bernard, Davidson



Appalachian State's Tyson Patterson earned all-conference honors in 1998-99 and 1999-2000.

Zakee Wadood, ETSU
Karim Souchu, Furman
Julius Jenkins, Georgia Southern
Kevin Martin, Western Carolina
Mike Lenzly, Wofford

2002-03
Media
First Team
Shawn Hall, Appalachian State
Troy Wheless, College of Charleston
Karim Souchu, Furman
Julius Jenkins, Georgia Southern
Kevin Martin, Western Carolina

Second Team
Ashley Champion, Chattanooga
Wayne Bernard, Davidson
Zakee Wadood, ETSU
Mike Lenzly, Wofford
Radee Skipworth, VMI

Third Team
Graham Bunn, Appalachian State
Guilherme Da Luz, Furman
James Maye, UNCG
Lee Nixon, Wofford
Thomas Mobley, College of Charleston

2003-04
Coaches
Zakee Wadood, ETSU
Tim Smith, ETSU
Thomas Mobley, College of Charleston
Kevin Martin, Western Carolina
Brendan Winters, Davidson
Ashley Champion, Chattanooga
Maleye Ndoye, Furman
Frank Bennett, Georgia Southern
Jerald Fields, ETSU
Terry Williams, Georgia Southern

2003-04
Media
First Team
Zakee Wadood, ETSU
Kevin Martin, Western Carolina
Tim Smith, ETSU
Ashley Champion, Chattanooga
Brendan Winters, Davidson

Second Team
Thomas Mobley, College of Charleston
Frank Bennett, Georgia Southern
Jackson Atoyebi, Elon
Maleye Ndoye, Furman
Jerald Fields, ETSU

Third Team
Jay Joseph, UNCG
Ronnie Burrell, UNCG
Howard Wilkerson, Wofford
Terry Williams, Georgia Southern
Tony Mitchell, College of Charleston

2004-05
Coaches
Brendan Winters, Davidson
Elton Nesbitt, Georgia Southern
Tim Smith, ETSU
Tony Mitchell, College of Charleston
Mindaugas Katelynas, Chattanooga
Logan Kosmalski, Davidson
Ronnie Burrell, UNCG
Kyle Hines, UNCG
Jean Francois, Georgia Southern
Terry Williams, Georgia Southern

2004-05
Media
First Team
Brendan Winters, Davidson
Elton Nesbitt, Georgia Southern
Tim Smith, ETSU
Tony Mitchell, College of Charleston
Mindaugas Katelynas, Chattanooga

Second Team
Logan Kosmalski, Davidson
Ronnie Burrell, UNCG
Jean Francois, Georgia Southern
Terry Williams, Georgia Southern
Tyler Berg, Wofford

Third Team
Kyle Hines, UNCG
Chris Brown, Chattanooga
D.J. Thompson, Appalachian State
Moussa Diagne, Furman
David Berghoefer, Western Carolina

#SoConHoops

ALL-CONFERENCE TEAMS

2005-06
Coaches
D.J. Thompson, Appalachian State
Dontaye Draper, College of Charleston
Ian Johnson, Davidson
Brendan Winters, Davidson
Chris Chalko, Elon
Moussa Diagne, Furman
Elton Nesbitt, Georgia Southern
Ricky Hickman, UNCG
Kyle Hines, UNCG
Howard Wilkerson, Wofford

2005-06
Media
First Team
D.J. Thompson, Appalachian State
Dontaye Draper, College of Charleston
Brendan Winters, Davidson
Elton Nesbitt, Georgia Southern
Kyle Hines, UNCG

Second Team
Ian Johnson, College of Charleston
Chris Chalko, Elon
Robby Bostain, Furman
Ricky Hickman, UNCG
Howard Wilkerson, Wofford

Third Team
Josh Jackson, College of Charleston
Kenny Grant, Davidson
Moussa Diagne, Furman
Louis Graham, Georgia Southern
Donte Gennie, Georgia Southern
Shane Nichols, Wofford

2006-07
Coaches
Kyle Hines, UNCG
D.J. Thompson, Appalachian State
Dontaye Draper, College of Charleston
Stephen Curry, Davidson
Nick Aldridge, Western Carolina
Jason Richards, Davidson
Donte Gennie, Georgia Southern
Moussa Diagne, Furman
LeVonn Jordan, Elon
Robby Bostain, Furman

2006-07
Media
First Team
Kyle Hines, UNCG
D.J. Thompson, Appalachian State
Dontaye Draper, College of Charleston
Stephen Curry, Davidson
Nick Aldridge, Western Carolina

Second Team
Jason Richards, Davidson
Louis Graham, Georgia Southern
Thomas Sander, Davidson
Donte Gennie, Georgia Southern
Moussa Diagne, Furman

Third Team
Keddric Mayes, Chattanooga
Jeremy Clayton, Appalachian State
LeVonn Jordan, Elon
Ricky Hickman, UNCG
David Lawrence, College of Charleston

2007-08
Coaches
Stephen Curry, Davidson
Kyle Hines, UNCG
Louis Graham, Georgia Southern
Jason Richards, Davidson
Donte Minter, Appalachian State
Nicchaeus Doaks, Chattanooga
Stephen McDowell, Wofford
Drew Gibson, Wofford
Brandon Giles, Western Carolina
Brett James, Elon

2007-08
Media
First Team
Stephen Curry, Davidson
Kyle Hines, UNCG
Louis Graham, Georgia Southern
Jason Richards, Davidson
Donte Minter, Appalachian State

Second Team
Nicchaeus Doaks, Chattanooga
Brandon Giles, Western Carolina
Stephen McDowell, Chattanooga
Jermaine Johnson, College of Charleston
Andrew Goudelock, College of Charleston

Third Team
Tony White Jr., College of Charleston
Ola Atoyebi, Elon
Thomas Sander, Davidson
Drew Gibson, Wofford
Jeremy Clayton, Appalachian State

2008-09
Coaches
Kellen Brand, Appalachian State
Stephen Curry, Davidson
Noah Dahlman, Wofford
Nicchaeus Doaks, Chattanooga
Andrew Goudelock, Coll. of Charleston
Andrew Lovedale, Davidson
Stephen McDowell, Chattanooga
Harouna Mutombo, Western Carolina
Demetrius Nelson, The Citadel
Cameron Wells, The Citadel

2008-09
Media
First Team
Stephen Curry, Davidson
Noah Dahlman, Wofford
Andrew Goudelock, Coll. of Charleston
Stephen McDowell, Chattanooga
Demetrius Nelson, The Citadel

Second Team
Kellen Brand, Appalachian State
Nicchaeus Doaks, Chattanooga
Andrew Lovedale, Davidson
Harouna Mutombo, Western Carolina
Cameron Wells, The Citadel

Third Team
Ola Atoyebi, Elon
Brandon Giles, Western Carolina
Jermaine Johnson, Coll. of Charleston
Jordan Miller, Furman
Junior Salters, Wofford

2009-10
Coaches
Donald Sims, Appalachian State
Andrew Goudelock, Coll. of Charleston
Jeremy Simmons, Coll. of Charleston
Cameron Wells, The Citadel
Amu Saaka, Furman
Willie Powers, Georgia Southern
Ben Stywall, UNCG
Brandon Giles, Western Carolina
Noah Dahlman, Wofford
Tim Johnson, Wofford

2009-10
Media
First Team
Donald Sims, Appalachian State
Andrew Goudelock, Coll. of Charleston
Cameron Wells, The Citadel
Ben Stywall, UNCG
Noah Dahlman, Wofford

Second Team
Jeremy Simmons, Coll. of Charleston
Adam Constantine, Elon
Amu Saaka, Furman
Ty Patterson, Chattanooga
Brandon Giles, Western Carolina

Third Team
Donavan Monroe, Coll. of Charleston
Willie Powers, Georgia Southern
Jake Robinson, Western Carolina
Brigham Waginger, Western Carolina
Jamar Diggs, Wofford
Tim Johnson, Wofford

2010-11
Coaches
Omar Carter, Appalachian State
Donald Sims, Appalachian State
Andrew Goudelock, Coll. of Charleston
Donavan Monroe, Coll. of Charleston
Cameron Wells, The Citadel
Chris Long, Elon
Amu Saaka, Furman
Omar Wattad, Chattanooga
Mike Williams, Western Carolina
Noah Dahlman, Wofford

2010-11
Media
First Team
Donald Sims, Appalachian State
Andrew Goudelock, Coll. of Charleston
Cameron Wells, The Citadel
Amu Saaka, Furman
Noah Dahlman, Wofford

Second Team
Omar Carter, Appalachian State
Chris Long, Elon
Keegan Bell, Chattanooga
Omar Wattad, Chattanooga
Mike Williams, Western Carolina

Third Team
Donavan Monroe, Coll. of Charleston
Jeremy Simmons, Coll. of Charleston
Ben Drayton III, Georgia Southern
Tim Johnson, Wofford
Cameron Rundles, Wofford

2011-12
Coaches
Trent Wiedeman, Coll. of Charleston
Antwaine Wiggins, Coll. of Charleston
Mike Groselle, The Citadel
De'Mon Brooks, Davidson
Jake Cohen, Davidson
Jack Isenbarger, Elon
Eric Ferguson, Georgia Southern
Trevis Simpson, UNCG
Kevin Giltner, Wofford
Brad Loesing, Wofford

2011-12
Media
First Team
De'Mon Brooks, Davidson
Jake Cohen, Davidson
Eric Ferguson, Georgia Southern
Trevis Simpson, UNCG
Brad Loesing, Wofford

Second Team
Mike Groselle, The Citadel
Andrew Lawrence, Coll. of Charleston
Antwaine Wiggins, Coll. of Charlston
Jack Isenbarger, Elon
Kevin Giltner, Wofford

Third Team
Trent Wiedeman, Coll. of Charleston
Nik Cochran, Davidson
Willie Powers III, Georgia Southern
Derrell Armstrong, UNCG
Drew Windler, Samford



Brandon Giles of Western Carolina was an all-conference selection by the coaches in both 2007-08 and 2009-10.

ALL-CONFERENCE TEAMS

2012-13
Coaches
Nathan Healy, Appalachian State
Andrew Lawrence, Coll.of Charleston
Mike Groselle, The Citadel
De'Mon Brooks, Davidson
Jake Cohen, Davidson
Jack Isenbarger, Elon
Lucas Troutman, Elon
Trevis Simpson, UNCG
Raijon Kelly, Samford
Trey Sumler, Western Carolina

2012-13
Media
First Team
De'Mon Brooks, Davidson
Jake Cohen, Davidson
Lucas Troutman, Elon
Trevis Simpson, UNCG
Trey Sumler, Western Carolina

Second Team
Nathan Healy, Appalachian State
Mike Groselle, The Citadel
Andrew Lawrence, Coll. of Charleston
Raijon Kelly, Samford
Karl Cochran, Wofford

Third Team
Nik Cochran, Davidson
Jack Isenbarger, Elon
Eric Ferguson, Georgia Southern
Tim Williams, Samford
Z. Mason, Chattanooga

2013-14
Coaches
De'Mon Brooks, Davidson
Lucas Troutman, Elon
Stephen Croone, Furman
Jelani Hewitt, Georgia Southern
Kyle Cain, UNCG
Tim Williams, Samford
Casey Jones, Chattanooga
Z. Mason, Chattanooga
Trey Sumler, Western Carolina
Karl Cochran, Wofford

2013-14
Media
First Team
De'Mon Brooks, Davidson
Lucas Troutman, Elon
Z. Mason, Chattanooga
Trey Sumler, Western Carolina
Karl Cochran, Wofford

Second Team
Brian Sullivan, Davidson
Stephen Croone, Furman
Jelani Hewitt, Georgia Southern
Kyle Cain, UNCG
Tim Williams, Samford

Third Team
Tyler Kalinoski, Davidson
Sebastian Koch, Elon
Tre Bussey, Georgia Southern
Casey Jones, Chattanooga
Lee Skinner, Wofford

2014-15
Coaches
Ashton Moore, The Citadel
Jalen Riley, ETSU
Stephen Croone, Furman
Darious Moten, Mercer
Ike Nwamu, Mercer
Casey Jones, Chattanooga
Justin Tuoyo, Chattanooga
James Sinclair, Western Carolina
Karl Cochran, Wofford
Lee Skinner, Wofford

2014-15
Media
First Team
Ashton Moore, The Citadel
Jalen Riley, ETSU
Casey Jones, Chattanooga
James Sinclair, Western Carolina
Karl Cochran, Wofford

Second Team
Stephen Croone, Furman
Darious Moten, Mercer
Ike Nwamu, Mercer
Justin Tuoyo, Chattanooga
Lee Skinner, Wofford

Third Team
Rashawn Rembert, ETSU
Tevon Saddler, UNCG
Darius Jones-Gibson, Samford
Greg Pryor, Chattanooga
Spencer Collins, Wofford

2015-16
Coaches
T.J. Cromer, ETSU
Ge'Lawn Guyn, ETSU
Stephen Croone, Furman
Stephon Jelks, Mercer
R.J. White, UNCG
Tre' McLean, Chattanooga
Justin Tuoyo, Chattanooga
QJ Peterson, VMI
Mike Brown, Western Carolina
Spencer Collins, Wofford

2015-16
Media
First Team
Ge'Lawn Guyn, ETSU
Stephen Croone, Furman
Tre' McLean, Chattanooga
Q.J. Peterson, VMI
Spencer Collins, Wofford

Second Team
T.J. Cromer, ETSU
Stephon Jelks, Mercer
Justin Tuoyo, Chattanooga
Mike Brown, Western Carolina
Torrion Brummitt, Western Carolina

Third Team
Derrick Henry, The Citadel
Diante Baldwin, UNCG
R.J. White, UNCG
Darius Jones-Gibson, Samford
Fletcher Magee, Wofford

2016-17
Coaches
First Team
T.J. Cromer, ETSU
Devin Sibley, Furman
Justin Tuoyo, Chattanooga
Eric Garcia, Wofford
Fletcher Magee, Wofford

Second Team
Kris Acox, Furman
Ria'n Holland, Mercer
Francis Alonso, UNCG
Diante Baldwin, UNCG
QJ Peterson, VMI

Third Team
Desonta Bradford, ETSU
R.J. White, UNCG
Demetrius Denzel-Dyson, Samford
Wyatt Walker, Samford
Tre' McLean, Chattanooga

2016-17
Media
First Team
T.J. Cromer, ETSU
Devin Sibley, Furman
QJ Peterson, VMI
Eric Garcia, Wofford
Fletcher Magee, Wofford

Second Team



Chattanooga's Justin Tuoyo was a three-time All-SoCon selection from 2014-15 to 2016-17. He was also the SoCon Defensive Player of the Year in each of those seasons.

Kris Acox, Furman
Ria'n Holland, Mercer
Francis Alonso, UNCG
Diante Baldwin, UNCG
Justin Tuoyo, Chattanooga

Third Team
Preston Parks, The Citadel
R.J. White, UNCG
Demetrius Denzel-Dyson, Samford
Wyatt Walker, Samford
Tre' McLean, Chattanooga

2017-18
Coaches
First Team
Zane Najdawi, The Citadel
Desonta Bradford, ETSU
Devin Sibley, Furman
Francis Alonso, UNCG
Fletcher Magee, Wofford

Second Team
Jalan McCloud, ETSU
James Dickey, UNCG
Justin Coleman, Samford
Mike Amius, Western Carolina
Cameron Jackson, Wofford

Third Team
Daniel Fowler, Furman
Matt Rafferty, Furman
Jordan Strawberry, Mercer
Marvin Smith, UNCG
Demetrius Denzel-Dyson, Samford

2017-18
Media
First Team
Zane Najdawi, The Citadel
Desonta Bradford, ETSU
Devin Sibley, Furman
Francis Alonso, UNCG
Fletcher Magee, Wofford

Second Team
Stephon Jelks, Mercer
Jordan Strawberry, Mercer
James Dickey, UNCG
Marvin Smith, UNCG
Demetrius Denzel-Dyson, Samford
Cameron Jackson, Wofford

Third Team
Jalan McCloud, ETSU
Daniel Fowler, Furman
Matt Rafferty, Furman
Justin Coleman, Samford
Mike Amius, Western Carolina

2018-19
Coaches
First team
Matt Rafferty, Furman
Francis Alonso, UNCG
Isaiah Miller, UNCG
Cameron Jackson, Wofford
Fletcher Magee, Wofford

Second team
Lew Stallworth, The Citadel
Jeromy Rodriguez, ETSU
Ross Cummings, Mercer
Josh Sharkey, Samford
Bubba Parham, VMI

Third team
Patrick Good, ETSU
Bo Hodges, ETSU
Jordan Lyons, Furman
Kevin Easley, Chattanooga
Carlos Dotson, Western Carolina

2018-19
Media
First team
Jeromy Rodriguez, ETSU
Matt Rafferty, Furman
Francis Alonso, UNCG
Cameron Jackson, Wofford
Fletcher Magee, Wofford

Second team
Lew Stallworth, The Citadel
Ross Cummings, Mercer
Isaiah Miller, UNCG
Josh Sharkey, Samford
Bubba Parham, VMI

Third team
Zane Najdawi, The Citadel
Bo Hodges, ETSU
Jordan Lyons, Furman
James Dickey, UNCG
Carlos Dotson, Western Carolina

2019-20
Coaches

#SoConHoops

ALL-CONFERENCE TEAMS

First team
Bo Hodges, ETSU
Jordan Lyons, Furman
Isaiah Miller, UNCG
Carlos Dotson, Western Carolina
Mason Faulkner, Western Carolina

Second team
Tray Boyd III, ETSU
Djordje Dimitrijevic, Mercer
Ethan Stair, Mercer
Matt Ryan, Chattanooga
Nathan Hoover, Wofford

Third team
Noah Gurley, Furman
Clay Mounce, Furman
James Dickey, UNCG
Josh Sharkey, Samford
Ramon Vila, Chattanooga

2019-20
Media
First team
Tray Boyd III, ETSU
Jordan Lyons, Furman
Djordje Dimitrijevic, Mercer
Isaiah Miller, UNCG
Carlos Dotson, Western Carolina

Second team
Bo Hodges, ETSU
Ethan Stair, Mercer
Josh Sharkey, Samford
Matt Ryan, Chattanooga
Mason Faulkner, Western Carolina

Third team
Noah Gurley, Furman
Clay Mounce, Furman
James Dickey, UNCG
Ramon Vila, Chattanooga
Nathan Hoover, Wofford

2020-21
Coaches
First team
Hayden Brown, The Citadel
Ledarrius Brewer, ETSU
Isaiah Miller, UNCG
Malachi Smith, Chattanooga
Storm Murphy, Wofford

Second team
Mike Bothwell, Furman
Noah Gurley, Furman
Ross Cummings, Mercer
David Jean-Baptiste, Chattanooga
Greg Parham, VMI

Third team
Kaiden Rice, The Citadel
Clay Mounce, Furman
Neftali Alvarez, Mercer
Jake Stephens, VMI
Mason Faulkner, Western Carolina

2020-21
Media
First team
Hayden Brown, The Citadel
Ledarrius Brewer, ETSU
Isaiah Miller, UNCG
Greg Parham, VMI
Storm Murphy, Wofford

Second team
Kaiden Rice, The Citadel
Mike Bothwell, Furman
Noah Gurley, Furman
David Jean-Baptiste, Chattanooga
Malachi Smith, Chattanooga
Jake Stephens, VMI

Third team
Damari Monsanto, ETSU
Clay Mounce, Furman
Neftali Alvarez, Mercer
Ross Cummings, Mercer
Mason Faulkner, Western Carolina

2021-22
Coaches
First team
Mike Bothwell, Furman
Jalen Slawson, Furman
Ques Glover, Samford
Malachi Smith, Chattanooga
Jake Stephens, VMI

Second team
Hayden Brown, The Citadel
Ledarrius Brewer, ETSU
Felipe Haase, Mercer
David Jean-Baptiste, Chattanooga
B.J. Mack, Wofford

Third team
Jordan King, ETSU
David Sloan, ETSU
Trey Bonham, VMI
Kamdyn Curfman, VMI
Nicholas Robinson, Western Carolina
Max Klesmit, Wofford

2021-22
Media
First team
Hayden Brown, The Citadel
Jalen Slawson, Furman
Ques Glover, Samford
Malachi Smith, Chattanooga
Jake Stephens, VMI

Second team
Mike Bothwell, Furman
Felipe Haase, Mercer
David Jean-Baptiste, Chattanooga
Kamdyn Curfman, VMI
B.J. Mack, Wofford

Third team
Ledarrius Brewer, ETSU
Jordan King, ETSU
De'Monte Buckingham, UNCG
Trey Bonham, VMI
Max Klesmit, Wofford

2022-23
Coaches
First team
Mike Bothwell, Furman
Jalen Slawson, Furman
Keyshaun Langley, UNCG
Logan Dye, Samford
B.J. Mack, Wofford

Second team
Stephen Clark, The Citadel
Ques Glover, Samford
Jake Stephens, Chattanooga
Tre Jackson, Western Carolina
Vonterius Woolbright, Western Carolina

Third team
Jalen Haynes, ETSU
Jordan King, ETSU
Jalyn McCreary, Mercer
Keondre Kennedy, UNCG
Jermaine Marshall, Samford

2022-23
Media
First team
Mike Bothwell, 5th, G, Furman
Jalen Slawson, 5th, F, Furman
Keyshaun Langley, Sr., G, UNCG
Jake Stephens, Gr., C, Chattanooga
B.J. Mack, Sr., F/C, Wofford

Second team
Stephen Clark, The Citadel
Logan Dye, Samford
Jermaine Marshall, Samford
Tre Jackson, Western Carolina
Vonterius Woolbright, Western Carolina

Third team
Jordan King, ETSU
Jalyn McCreary, Mercer
Ques Glover, Samford
Tyzhaun Claude, Western Carolina
Jackson Paveletzke, Wofford

Coaches and Media Awards were voted to be combined beginning in 2023-24

2023-24
First team
JP Pegues, Furman
Mikeal Brown-Jones, UNCG
Achor Achor, Samford
Trey Bonham, Chattanooga
Vonterius Woolbright, Western Carolina

Second team
Marcus Foster, Furman
Jalyn McCreary, Mercer
Keyshaun Langley, UNCG
Honor Huff, Chattanooga
Corey Tripp, Wofford

Third team
Jaden Seymour, ETSU
Kobe Langley, UNCG
Rylan Jones, Samford
A.J. Staton-McCray, Samford
Sam Alexis, Chattanooga

All-defensive team
Quentin Millora-Brown, The Citadel
Jadyn Parker, ETSU
Kobe Langley, UNCG
A.J. Staton-McCray, Samford
Sam Alexis, Chattanooga



UNCG's Isaiah Miller was a three-time first-team All-SoCon performer from 2018-19 to 2020-21. He was also a two-time SoCon Player of the Year and three-time SoCon Defensive Player of the Year.

ALL-FRESHMAN TEAMS

1977-78
Rodney Arnold, Furman
Rich DiBenedetto, Davidson
Chris Dodds, Davidson
Ken Labanowski, Marshall
Keith Parker, Chattanooga
Greg White, Marshall

1978-79
Greg Dennis, Western Carolina
Jamie Hall, Davidson
Charles Payton, Appalachian State
Robert Price, Marshall
George Washington, Marshall

1979-80
Ronnie Carr, Western Carolina
Randy Harris, Chattanooga
Troy Lee Mikell, ETSU
Michael Hunt, Furman
Kenny Trimier, Western Carolina

1980-81
Wade Capehart, Appalachian State
John Gullickson, Davidson
George Singleton, Furman
David Wade, Marshall
Willie White, Chattanooga

1981-82
Cedric Cokely, Western Carolina
Tim Criswell, Furman
Noel Gilliard, Furman
Mark Vest, VMI
Cedric Wins, VMI

1982-83
Dave Conrady, Furman
Rod Davis, Appalachian State
Mike Huffman, VMI
Jim McConkey, Davidson
Clifford Waddy, Western Carolina

1983-84
Gay Elmore, VMI
Chris Heineman, Davidson
Shawn Reid, Furman
Richard Rogers, Western Carolina
David Vaught, ETSU

1984-85
John Castile, Furman
Andre Gault, Western Carolina
Skip Henderson, Marshall
Jeff Himes, Davidson
Derek Rucker, Davidson

1985-86
Willie Allen, Appalachian State
Joey Brooks, Furman
Leon Bryant, The Citadel
Darren McDonald, VMI
Floyd Showers, Western Carolina

1986-87
Renard Johnson, VMI
Kemp Phillips, Appalachian State
Jay Schmitt, Davidson
Jimmy Stewart, Appalachian State
Ramon Williams, VMI

1987-88
Greg Dennis, ETSU
Keith Jennings, ETSU
Rodney Peel, Appalachian State
John Taft, Marshall
Andy Paul Williamson, Marshall

1988-89
Percy Covington, VMI
David Donerlson, Western Carolina
Bruce Evans, Furman
Hal Henderson, Furman
Donald Jenkins, Chattanooga
Calvin Talford, ETSU

1989-90
Eric Dailey, Western Carolina
Aaron Nichols, The Citadel
Billy Ross, Appalachian State
Harold Simmons, Marshall
Derek Waugh, Furman
Maceo Williams, Chattanooga

1990-91
Brian Edwards, Furman
Ricky Nedd, Appalachian State
Carey Rich, Western Carolina
Trazel Silvers, ETSU
Lamar Wright, The Citadel

1991-92
Reese Dudley, ETSU
Tim Ford, Western Carolina
Malik Hightower, Marshall
Bobby Jones, VMI
Chad McClendon, Appalachian State

1992-93
Chris Alpert, Davidson
Lawrence Gullette, VMI
Bill Harder, Furman
Brian Hege, Appalachian State
Anquell McCollum, Western Carolina

1993-94
Lonnie Edwards, Georgia Southern
Darryl Faulkner, VMI
Corrie Johnson, ETSU
Warren Johnson, VMI
Moncrief Michael, The Citadel

1994-95
Ray Minlend, Davidson
Matt Newman, The Citadel
Brian Taueg, VMI
Chuck Vincent, Furman
Kareem Livingston, Appalachian State

1995-96
Brent Conley, VMI
Jason Williams, Marshall
Andre Kerr, Furman
Virgil Stevens, The Citadel
Jason Stewart, Furman

1996-97
Landry Kosmalski, Davidson
Derrick Wright, Marshall
Ryan Wilson, ETSU
David Phillips, Chattanooga
Hamp Jones, Georgia Southern

1997-98
Otis Donald, Chattanooga
Adrian Meeks, ETSU
Marcus Dilligard, Furman
Ian Chadwick, Wofford
Stacy Ervin, Western Carolina
Nathan Jameson, UNCG

1998-99
Rod Shiver, The Citadel
Alan Puckett, The Citadel
Kyle Julius, Furman
James Maye, UNCG
Casey Rogers, Western Carolina

1999-00
Leighton Bowie, Coll. of Charleston
Wayne Bernard, Davidson
Karim Souchu, Furman
Julius Jenkins, Georgia Southern
Jarvis Hayes, Western Carolina

2000-01
Jay Joseph, UNCG
Radee Skipworth, VMI
Rans Brempong, Western Carolina
Frank Bennett, Georgia Southern
Noah Brown, Appalachian State



VMI's Jason Conley was voted the league's player and freshman of the year in 2001-02. Also an all-freshman and all-conference selection that season, he led the nation in scoring at 29.3 points per game, the eighth-best mark in league history.

2001-02
Tony Mitchell, College of Charleston
Tiras Wade, ETSU
Terry Williams, Georgia Southern
Jason Conley, VMI
Kevin Martin, Western Carolina
Justin Stephens, Wofford

2002-03
Alphonso Pugh, Chattanooga
Brendan Winter, Davidson
Ian Johnson, Davidson
Tim Smith, ETSU
Tyler Berg, Wofford

2003-04
Quan Prowell, Furman
Matt Nowlin, Elon
Robby Bostain, Furman
Moussa Diagne, Furman
J'Mel Everhart, The Citadel

2004-05
Kyle Hines, UNCG
Warren McLendon, The Citadel
Louis Graham, Georgia Southern
Brian Waters, Elon
Trey Hopkins, Western Carolina

2005-06
Jermaine Johnson, Coll. of Charleston
Brett James, Elon
Stanley Jones, Furman
Jadee Jones, Furman
David McClenny, UNCG

2006-07
Stephen Curry, Davidson
Nick Aldridge, Western Carolina
Jake Robinson, Western Carolina
Junior Salters, Wofford
Ben Stywall, UNCG

2007-08
Coaches
Andrew Goudelock, Coll. of Charleston
Donald Sims, Appalachian State
Cameron Wells, The Citadel
Willie Powers, Georgia Southern
Austin Dahn, The Citadel

Media
Cameron Wells, The Citadel
Andrew Goudelock, Coll. of Charleston
Donald Sims, Appalachian State
Willie Powers, Georgia Southern
Justin Dehm, Furman

2008-09
Coaches
John Brown, The Citadel
Ben Drayton III, Georgia Southern
Damian Eargle, UNCG
Harouna Mutombo, Western Carolina
Brad Loesing, Wofford

2009-10
Coaches
Willis Hall, College of Charleston
Harrison DuPont, The Citadel
Jake Cohen, Davidson
JP Kuhlman, Davidson
Kyle Randall, UNCG

Media
Willis Hall, College of Charleston
Harrison DuPont, The Citadel
Jake Cohen, Davidson
JP Kuhlman, Davidson
Kyle Randall, UNCG

#SoConHoops

ALL-FRESHMAN TEAMS

2010-11
Coaches
Trent Wiedeman, Coll. of Charleston
Lucas Troutman, Elon
Eric Ferguson, Georgia Southern
Trevis Simpson, UNCG
Trey Sumler, Western Carolina

Media
Trent Wiedeman, Coll. of Charleston
Jack Isenbarger, Elon
Eric Ferguson, Georgia Southern
Trevis Simpson, UNCG
Trey Sumler, Western Carolina

2011-12
Coaches
Adjehi Baru, College of Charleston
Austin Hamilton, Elon
Tyler Hood, Samford
Raijon Kelly, Samford
Karl Cochran, Wofford

Media
Adjehi Baru, College of Charleston
Austin Hamilton, Elon
Tyler Hood, Samford
Raijon Kelly, Samford
Karl Cochran, Wofford

2012-13
Coaches
Matt Van Scyoc, The Citadel
Clide Geffrard Jr., Samford
Tim Williams, Samford
Gee McGhee, Chattanooga
Spencer Collins, Wofford

Media
Matt Van Scyoc, The Citadel
Clide Geffrard Jr., Samford
Tim Williams, Samford
Gee McGhee, Chattanooga
Spencer Collins, Wofford

2013-14
Coaches
Brian White, The Citadel
Jack Gibbs, Davidson
Tevon Saddler, UNCG
Isaiah Williams, Samford
Eric Garcia, Wofford

Media
Brian White, The Citadel
William Gates Jr., Furman
Tevon Saddler, UNCG
Isaiah Williams, Samford
Eric Garcia, Wofford

2014-15
Coaches
Jake Wright, The Citadel
Daniel Fowler, Furman
Devin Sibley, Furman
Stephon Jelks, Mercer
Christen Cunningham, Samford

Media
Jake Wright, The Citadel
Daniel Fowler, Furman
Devin Sibley, Furman
Christen Cunningham, Samford
Evan Taylor, Samford

2015-16
Coaches
Matt Rafferty, Furman
Francis Alonso, UNCG
Matt Rose, Samford
Wyatt Walker, Samford
Fletcher Magee, Wofford



Tyler Hood was one of two Samford players to earn all-freshman honors in 2011-12. Hood and classmate Raijon Kelly, who were picked by both the coaches and media, became the first Bulldogs to take the honor in program history. Samford joined the league for the 2008-09 season.

Media
Zane Najdawi, The Citadel
Matt Rafferty, Furman
Francis Alonso, UNCG
Wyatt Walker, Samford
Fletcher Magee, Wofford

2016-17
Coaches
Preston Parks, The Citadel
Jordan Lyons, Furman
James Dickey, UNCG
Josh Sharkey, Samford
Nathan Hoover, Wofford

Media
Preston Parks, The Citadel
Josh Sharkey, Samford
James Dickey, UNCG
Nathan Hoover, Wofford
Kaelon Harris, The Citadel
Triston Chambers, Samford

2017-18
Coaches
Mladen Armus, ETSU
Bo Hodges, ETSU
Isaiah Miller, UNCG
Bubba Parham, VMI
Storm Murphy, Wofford

Media
Bo Hodges, ETSU
Isaiah Miller, UNCG
Bubba Parham, VMI
Matt Halvorsen, Western Carolina
Storm Murphy, Wofford

2018-19
Coaches
Daivien Williamson, ETSU
Noah Gurley, Furman
Robert Allen, Samford
Kevin Easley, Chattanooga
Kameron Gibson, Western Carolina

Media
Daivien Williamson, ETSU
Noah Gurley, Furman
Robert Allen, Samford
Kevin Easley, Chattanooga
Kameron Gibson, Western Carolina

2019-20
Coaches
Fletcher Abee, The Citadel
Kamar Robertson, Mercer
Keyshaun Langley, UNCG
Travis Evee, VMI
Messiah Jones, Wofford

Media
Fletcher Abee, The Citadel
Kamar Robertson, Mercer
Keyshaun Langley, UNCG
Travis Evee, VMI
Messiah Jones, Wofford

2020-21
Coaches
Damari Monsanto, ETSU
A.J. Staton-McCray, Samford
Trey Bonham, VMI
Sam Godwin, Wofford
Morgan Safford, Wofford

Media
Damari Monsanto, ETSU
A.J. Staton-McCray, Samford
Trey Bonham, VMI
Max Klesmit, Wofford
Morgan Safford, Wofford

2021-22
Coaches
Jason Roche, The Citadel
Mohab Yasser, ETSU
Jordan Jones, Mercer
Honor Huff, VMI
Marcus Banks, Western Carolina

Media
Jason Roche, The Citadel
Mohab Yasser, ETSU
Jordan Jones, Mercer
Honor Huff, VMI
Marcus Banks, Western Carolina

2022-23
Coaches
Ben VanderWal, Furman
Jah Quinones, Mercer
Sam Alexis, Chattanooga
Asher Woods, VMI
Jackson Paveletzke, Wofford

Media
Madison Durr, The Citadel
Jah Quinones, Mercer
Asher Woods, VMI
Tyler Houser, VMI
Jackson Paveletzke, Wofford

Bold italics denotes SoCon Freshman of the Year

SoConSports.com

PLAYERS OF THE WEEK

1968-69
Week 6 Johnny Mitchell, VMI
Week 7 Mike O'Neill, DAV
Week 8 Dick Esleeck, FUR
Week 9 Mike Maloy, DAV
NOTE: Information for weeks 1-5 and weeks 10-11 is not available.

1969-70
Week 1 Kenny Foster, RICH
Week 2 Bob Sherwood, W&M
Week 3 Joe Brunson, FUR
Week 4 Bryan Adrian, DAV
Week 5 Tom Miller, ECU
Week 6 Doug Cook, DAV
Week 7 Mike Maloy, DAV
Week 8 Walt Szczerbiak, GWU
Week 9 Bryan Adrian, DAV
Week 10 Jim Fairley, ECU

1970-71
Week 1 Russ Hunt, FUR
Week 2 Joe Sutter, DAV
Week 3 Ben Ledbetter, CIT
Week 4 Mike Anastasio, RICH
Week 5 Steve Kirley, DAV
Week 6 Tom Jasper, W&M
Week 7 Jim Gregory, ECU
Week 8 Russ Hunt, FUR
Week 9 Jan Essenburg, VMI
Week 10 Joe Sutter, DAV

1971-72
Week 1 Russ Hunt, FUR
Week 2 John Falconi, DAV
Week 3 Joe Sutter, DAV
Week 4 Jim Fairley, ECU
Week 5 Jerome Owens, ECU
Week 6 John Falconi, DAV
Week 7 Russ Hunt, FUR
Week 8 Roy Simpson, FUR
Week 9 Russ Hunt, FUR
Week 10 Jim Fairley, ECU
Week 11 Bob Frank, VMI

1972-73
Week 1 Fessor Leonard, FUR
Week 2 Matt Courage, W&M
Week 3 T.J. Pecorak, DAV
Week 4 Aron Stewart, RICH
Week 5 Fessor Leonard, FUR
Week 6 Aron Stewart, RICH
Week 7 Aron Stewart, RICH
Week 8 Dave Franklin, ECU
Week 9 Mike Arizin, W&M
Week 10 Aron Stewart, RICH

1973-74
Week 1 Fessor Leonard, FUR
Week 2 Mike Arizin, W&M
Week 3 John Falconi, DAV
Week 4 Clyde Mayes, FUR
Week 5 Stan Davis, APP
Week 6 Aron Stewart, RICH
Week 7 Stan Davis, APP
Week 8 Clyde Mayes, FUR
Week 9 Clyde Mayes, FUR
Week 10 Aron Stewart, RICH
Week 11 Aron Stewart, RICH

1974-75
Week 1 Larry Horowitz, DAV
Week 2 Eric Gray, RICH
Week 3 Clyde Mayes, FUR
Week 4 Clyde Mayes, FUR
Week 5 Bob McCurdy, RICH
Week 6 Gregg Ashorn, ECU
Week 7 Buzzy Braman, ECU
Week 8 Craig Lynch, FUR
Week 9 Clyde Mayes, FUR
Week 10 Bob McCurdy, RICH
Week 11 John Lowenhaupt, W&M

1975-76
Week 1 Ron Satterthwaite, W&M
Week 2 John Krovic, VMI
Week 3 Reggie Lee, ECU
Week 4 Jim Strickland, FUR
Week 5 Dave Montgomery, VMI
Week 6 Jeff Butler, RICH
Week 7 Ron Carter, VMI
Week 8 Darryl Robinson, APP
Week 9 Ron Satterthwaite, W&M
Week 10 John Lowenhaupt, W&M
Week 11 Ray Miller, FUR

1976-77
Week 1 Jonathan Moore, FUR
Week 2 Darryl Robinson, APP
Week 3 Walter Anderson, APP
Week 4 Ron Carter, VMI
Week 5 Bruce Grimm, FUR
Week 6 Louis Crosby, ECU
Week 7 Ron Carter, VMI
Week 8 Larry Hunt, ECU
Week 9 John Gerdy, DAV
Week 10 Will Bynum, VMI
Week 11 Rick Swing, CIT

1977-78
Week 1 Chris Dodds, DAV
Week 2 Darryl Robinson, APP
Week 3 Renaldo Lawrence, APP
Week 4 John Gerdy, DAV
Week 5 Ron Carter, VMI
Week 6 John Gerdy, DAV
Week 7 Tony Searcy, APP
Week 8 Harley Major, MAR
Week 9 Jonathan Moore, FUR
Week 10 Ron Carter, VMI
Week 11 Bubba Wilson, WCU
Week 12 Tony Searcy, APP

1978-79
Week 1 Tom Slawson, CIT
Week 2 Darryl Robinson, APP
Week 3 Jonathan Moore, FUR
Week 4 Jonathan Moore, FUR
Week 5 Rick Swing, CIT
Week 6 Jonathan Moore, FUR
Week 7 George Washington, MAR
Week 8 John Gerdy, DAV
Week 9 Jonathan Moore, FUR
Week 10 Darryl Robinson, APP
Week 11 John Gerdy, DAV
Week 12 Tom Slawson, CIT

1979-80
Week 1 Rich DiBenedetto, DAV
Week 2 Ronnie Carr, WCU
Week 3 James Campbell, MAR
Week 4 Eric Smith, UTC
Week 5 Greg Dennis, WCU
Week 6 Andy Kolesar, VMI
Week 7 Mel Daniel, FUR
Week 8 Jonathan Moore, FUR
Week 9 Greg Dennis, WCU
Week 10 Troy Lee Mikell, ETSU
Week 11 Greg Dennis, WCU
Week 12 Jonathan Moore, FUR

1980-81
Week 1 George Washington, MAR
Week 2 Todd Haynes, DAV
Week 3 Troy Lee Mikell, ETSU
Week 4 Charles Jones, MAR
Week 5 Todd Haynes, DAV
Week 6 Rich DiBenedetto, DAV
Week 7 George Singleton, FUR
Week 8 Larry Caldwell, WCU
Week 9 Mel Daniel, FUR
Week 10 Charles Payton, APP
Week 11 George Singleton, FUR
Week 12 LaVerne Evans, MAR

1981-82
Week 1 John Fitch, APP
Week 2 David Wade, MAR
Week 3 Russ Schoene, UTC
Week 4 Cliff Tribus, DAV
Week 5 Nick Morken, UTC
Week 6 Ronnie Carr, WCU
Week 7 Greg Dennis, WCU
Week 8 Willie White, UTC
Week 9 Aaron Douglas, ETSU
Week 10 Willie White, UTC
Week 11 George Singleton, FUR
Week 12 Cliff Tribus, DAV

1982-83
Week 1 George Singleton, FUR
Week 2 Kenny Wilson, DAV
Week 3 Willie White, UTC
Week 4 Troy Lee Mikell, ETSU
Week 5 Cliff Tribus, DAV
Week 6 Winfred King, ETSU
Week 7 Kenny Trimier, WCU
Week 8 Regan Truesdale, CIT
Week 9 Stanford Strickland, UTC
Week 10 Troy Lee Mikell, ETSU
Week 11 George Singleton, FUR
Week 12 Troy Lee Mikell, ETSU
Week 13 Willie White, UTC

1983-84
Week 1 Quinton Lytle, WCU
Week 2 Willie White, UTC
Week 3 Stanford Strickland, UTC
Week 4 Gerald Wilkins, UTC
Week 5 Kenny Wilson, DAV
Week 6 Regan Truesdale, CIT
Week 7 George Singleton, FUR
Week 8 Gay Elmore, VMI
Week 9 Regan Truesdale, CIT
Week 10 Wade Capehart, APP
Week 11 Quentin Moore, WCU

1984-85
Week 1 Regan Truesdale, CIT
Week 2 Regan Truesdale, CIT
Week 3 Greg Dolan, APP
Week 4 Gay Elmore, VMI
Week 5 Calvin Cannady, ETSU
Week 6 Gerald Wilkins, UTC
Week 7 Derek Rucker, DAV
Week 8 Regan Truesdale, CIT
Week 9 Skip Henderson, MAR
Week 10 Skip Henderson, MAR



The Citadel's Regan Truesdale earned six player of the week awards from 1982-85.

Week 11 Clifford Morgan, UTC

1985-86

Week 1 Gay Elmore, VMI
Week 2 Darryl Ivery, UTC
Week 3 Kent Hill, CIT
Week 4 Wes Stallings, ETSU
Week 5 Skip Henderson, MAR
Week 6 Wes Stallings, ETSU
Week 7 Gay Elmore, VMI
Week 8 Kent Hill, CIT
Week 9 Skip Henderson, MAR
Week 10 Rod Davis, APP
Week 11 Leroy Gasque, WCU
Week 12 Clifford Waddy, WCU

1986-87

Week 1 Gay Elmore, VMI
Week 2 John Castile, FUR
Week 3 Jeff Himes, DAV
Week 4 Leon Bryant, CIT
Week 5 Darryl Ivery, UTC
Week 6 Derek Rucker, DAV
Week 7 Skip Henderson, MAR
Week 8 Rodney Holden, MAR
Week 9 Chris Heineman, DAV
Week 10 Tom Curry, MAR
Week 11 Gay Elmore, VMI
Week 12 Lance Fulse, UTC

1987-88

Week 1 Joey Brooks, FUR
Week 2 Lance Fulse, UTC
Week 3 Tom Curry, MAR
Week 4 Morris Lyons, UTC
Week 5 John Castile, FUR
Week 6 Derek Rucker, DAV
Week 7 Chad Keller, ETSU
Week 8 Skip Henderson, MAR
Week 9 Skip Henderson, MAR
Week 10 Keith Jennings, ETSU
Week 11 Skip Henderson, MAR
Week 12 Kent Hill, CIT

1988-89

Week 1 John Taft, MAR
Week 2 Keith Jennings, ETSU
Week 3 Benny Green, UTC
Week 4 John Taft, MAR
Week 5 Bennie Goettie, WCU
Week 6 Daren Chandler, UTC
Week 7 Damon Williams, VMI
Ramon Williams, VMI
Week 8 David Donerlson, WCU
Week 9 Bruce Evans, FUR
Week 10 Patrick Elmore, CIT
Week 11 Chris Behrends, UTC
Week 12 Bennie Goettie, WCU

1989-90

Week 1 John Taft, MAR
Week 2 Derrick Kirce, UTC
Week 3 David Donerlson, WCU
Week 4 Keith Jennings, ETSU
Week 5 Tracy Garrick, FUR
Week 6 Patrick Elmore, CIT
Week 7 Greg Dennis, ETSU
Week 8 Bruce Evans, FUR
Week 9 Damon Williams, VMI
Week 10 Damon Williams, VMI
Week 11 Patrick Elmore, CIT
Week 12 John Taft, MAR

1990-91

Week 1 John Taft, MAR
Week 2 Steve Spurlock, APP
Week 3 John Taft, MAR
Week 4 Keith Nelson, UTC
Week 5 John Taft, MAR
Week 6 Keith Jennings, ETSU
Week 7 Terry Boyd, WCU
Week 8 Derrick Kirce, UTC
Week 9 Keith Jennings, ETSU
Week 10 Keith Jennings, ETSU
Week 11 Greg Fitz, VMI
Week 12 John Taft, MAR

1991-92

Week 1 Maurice Williams, WCU
Week 2 Calvin Talford, ETSU
Week 3 Rodney English, ETSU
Week 4 Tim Brooks, UTC
Week 5 Robert Gaines, WCU
Week 6 Rodney English, ETSU
Week 7 LeVert Threats, UTC
Week 8 Tim Brooks, UTC
Week 9 Lewis Preston, VMI
Week 10 Greg Dennis, ETSU
Week 11 Terry Boyd, WCU
Week 12 Lewis Preston, VMI

1992-93

Week 1 Gary Robb, UTC
Week 2 Lewis Preston, VMI
Week 3 Tyrone Phillips, MAR
Week 4 Gary Robb, UTC
Week 5 Billy Ross, APP
Week 6 Jerry Pelphrey, ETSU
Week 7 Detlef Musch, DAV
Week 8 Billy Ross, APP
Week 9 Billy Ross, APP
Week 10 Charlton Young, GSU
Week 11 Lewis Preston, VMI
Week 12 Detlef Musch, DAV

1993-94

Week 1 Brandon Born, UTC
Week 2 Terry Campbell, CIT
Week 3 Frankie King, WCU
Week 4 Chad Copeland, UTC
Week 5 Chad Copeland, UTC
Week 6 William Cook, APP
Week 7 Jeff Williams, APP
Week 8 Frankie King, WCU
Week 9 Frankie King, WCU
Week 10 Frankie King, WCU
Week 11 William Cook, APP
Week 12 Trazel Silvers, ETSU

1994-95

Week 1 Brandon Born, UTC
Week 2 Frankie King, WCU
Week 3 Shawn Moore, MAR
Week 4 Lawrence Gullette, VMI
Week 5 Roger Smith, UTC
Week 6 Maurio Hanson, UTC
Week 7 Frankie King, WCU
Week 8 John Oliver, UTC
Week 9 Chad McClendon, APP
Week 10 Moncrief Michael, CIT
Week 11 Brandon Born, UTC
Week 12 Matt Newman, CIT
Week 13 Chad McClendon, APP

1995-96

Week 1 Brandon Williams, DAV
Week 2 Keith Veney, MAR
Week 3 Keith Veney, MAR
Week 4 Quinn Harwood, DAV
Week 5 Keith Veney, MAR
Week 6 Noy Castillo, CIT
Week 7 Chuck Vincent, FUR
Week 8 Lawrence Gullette, VMI
Week 9 Anquell McCollum, WCU
Week 10 Anquell McCollum, WCU
Week 11 Anquell McCollum, WCU
Week 12 Johnny Taylor, UTC

1996-97

Week 1 Ryan Wilson, ETSU
Week 2 Bobby Phillips, WCU
Week 3 Junior Braswell, APP
Week 4 Keith Veney, MAR
Week 5 Matt Newman, CIT
Week 6 Willie Young, UTC
Week 7 John Brannen, MAR
Week 8 Chuck Vincent, FUR
Week 9 Maurice Spencer, VMI
Week 10 Narcisse Ewodo, DAV
Week 11 John Brannen, MAR
Week 12 Junior Braswell, APP

1997-98

Week 1 Tyson Patterson, APP
Week 2 Jason Bell, VMI
Week 3 Jason Bell, VMI
Week 4 Tige Darner, APP
Week 5 Darryl Faulkner, VMI
Week 6 Greg Stephens, ETSU
Week 7 Jamie Jenkins, CIT
Week 8 Bobby Phillips, WCU
Week 9 Darryl Faulkner, VMI
Week 10 Demetrius Cherry, UNCG
Week 11 Stephen Marshall, DAV
Week 12 Greg Stephens, ETSU

1998-99

Week 1 Marshall Phillips, APP
Week 2 Danny Johnson, CofC
Week 3 Stanislav Makshantsev, FUR
Week 4 Ian Chadwick, WOF
Week 5 Danny Johnson, CofC
Week 6 Greg Stephens, ETSU
Week 7 Marshall Phillips, APP
Week 8 Greg Stephens, ETSU
Week 9 Daniel Quigley, FUR
Week 10 Sedric Webber, CofC
Week 11 Jody Lumpkin, CofC
Week 12 Matt McMahon, APP

1999-2000

Week 1 Jarvis Hayes, WCU
Week 2 Julius Jenkins, GSU
Week 3 Karim Souchu, FUR
Week 4 Demetrius Cherry, UNCG
Week 5 Rufus Leach, APP
Week 6 Rashun Coleman, UTC
Week 7 Tyson Patterson, APP
Week 8 Oliver Morton, UTC
Week 9 Jody Lumpkin, CofC
Week 10 Andre Quarles, VMI
Week 11 Stephen Marshall, DAV
Week 12 Rufus Leach, APP
Karim Souchu, FUR

2000-01

Week 1 Dimeco Childress, ETSU
Week 2 Karim Souchu, FUR
Courtney Eldridge, UNCG
Week 3 Cliff Washburn, CIT
Week 4 Ian Chadwick, WOF
Week 5 Jody Lumpkin, CofC
Week 6 Eric Mann, VMI
Week 7 Julius Jenkins, GSU
Week 8 Jay Joseph, UNCG
Week 9 Oliver Morton, UTC
Week 10 Alan Puckett, CIT
Week 11 Nathan Jameson, UNCG
Sean Patterson, GSU
Week 12 Mike Lenzly, WOF

2001-02

Week 1 Jason Conley, VMI
Week 2 Kevin Martin, WCU
Week 3 Dimeco Childress, ETSU
Week 4 Jason Conley, VMI
Week 5 Mike Lenzly, WOF
Week 6 James Maye, UNCG
Week 7 Chris Pearson, DAV
Julius Jenkins, GSU
Week 8 Toot Young, UTC
Week 9 Jason Conley, VMI
Week 10 Dimeco Childress, ETSU
Week 11 Dimeco Childress, ETSU
David Schuck, UNCG
Week 12 Courtney Eldridge, UNCG



Western Carolina's Frankie King was the SoCon Player of the Week four times in 1993-94, including earning the honor in three straight weeks. King also took the award twice more in 1994-95.

SoConSports.com

PLAYERS OF THE WEEK

2002-03

Week 1	Troy Wheless, CofC
Week 2	Lee Nixon, WOF
Week 3	Tiras Wade, ETSU
Week 4	Ashley Champion, UTC
Week 5	Shawn Hall, APP
Week 6	Jean Francois, GSU
Week 7	Graham Bunn, APP
Week 8	Rans Brempong, WCU
	Wayne Bernard, DAV
Week 9	Jason Rogan, UTC
Week 10	Jerald Fields, ETSU
	Kevin Martin, WCU
Week 11	Brendan Winters, DAV
Week 12	Karim Souchu, FUR
Week 13	Conor Grace, DAV

2003-04

Week 1	Kevin Martin, WCU
Week 2	Zakee Wadood, ETSU
Week 3	Kevin Martin, WCU
Week 4	Thomas Mobley, CofC
Week 5	Elton Nesbitt, GSU
Week 6	David Berghoefer, WCU
	Howard Wilkerson, WOF
	Noah Brown, APP
Week 7	Kevin Martin, WCU
Week 8	Zakee Wadood, ETSU
Week 9	Jackson Atoyebi, Elon
Week 10	Maleye Ndoye, FUR
Week 11	Brendan Winters, DAV
Week 12	Ronnie Burrell, UNCG

2004-05

Week 1	Howard Wilkerson, WOF
	Brendan Winters, DAV
Week 2	Howard Wilkerson, WOF
Week 3	Kyle Hines, UNCG
Week 4	Warren McLendon, CIT
	Tony Mitchell, CofC
Week 5	Bernard Jackson, CofC
Week 6	Elton Nesbitt, GSU
Week 7	Jean Francois, GSU
Week 8	Brendan Winters, DAV
Week 9	David Berghoefer, WCU
Week 10	Elton Nesbitt, GSU
Week 11	Tyler Berg, WOF
Week 12	Tim Smith, ETSU

2005-06

Nov. 29	Ian Johnson, DAV
Dec. 6	Brendan Winters, UNCG
Dec. 13	Ricky Hickman, UNCG
Dec. 20	Elton Nesbitt, GSU
Jan. 3	Dontaye Draper, CofC
Jan. 10	Jackson Atoyebi, Elon
	Louis Graham, GSU
Jan. 17	Kyle Greathouse, WCU
Jan. 24	D.J. Thompson, APP
Jan. 31	Shane Nichols, WOF
Feb. 7	Elton Nesbitt, GSU
Feb. 14	Elton Nesbitt, GSU
Feb. 21	Howard Wilkerson, WOF
Feb. 28	D.J. Thompson, APP
	J'Mel Everhart, CIT

2006-07

Nov. 21	Stephen Curry, DAV
Nov. 28	D.J. Thompson, APP
Dec. 5	Thomas Sander, DAV
Dec. 12	Ricky Hickman, UNCG
Dec. 19	Jason Richards, DAV
Jan. 2	Donte Minter, APP
Jan. 9	Nathan Cranford, APP
Jan. 16	Dontaye Draper, CofC
Jan. 23	Kyle Hines, UNCG



Wofford's Fletcher Magee was named the SoCon player of the week seven times in his career (2015-19). He finished his career with the NCAA Division I record for career 3-pointers made (509).

Jan. 30	Ricky Hickman, UNCG
Feb. 6	Nick Aldridge, WCU
Feb. 13	Stephen Curry, DAV
Feb. 20	Stephen Curry, DAV
Feb. 27	Louis Graham, GSU

2007-08

Nov. 19	Kyle Hines, UNCG
Nov. 26	Kendall Toney, UNCG
Dec. 3	Jermaine Johnson, CofC
	Stephen Curry, DAV
Dec. 10	Drew Gibson, WOF
Dec. 17	Khalil Hartwell, UTC
Dec. 31	Justin Dehm, FUR
Jan. 7	Kevin Oleksiak, UNCG
Jan. 14	Stephen McDowell, UTC
Jan. 21	Donald Sims, APP
Jan. 28	Stephen Curry, DAV
Feb. 4	Louis Graham, GSU
	Stephen Curry, DAV
Feb. 11	Stephen Curry, DAV
Feb. 18	Stephen Curry, DAV
Feb. 25	Louis Graham, GSU
March 3	Kyle Hines, UNCG

2008-09

Nov. 18	Stephen Curry, DAV
Nov. 25	Stephen Curry, DAV
Dec. 2	Andrew Goudelock, CofC
Dec. 9	Stephen Curry, DAV
Dec. 16	Stephen Curry, DAV
Dec. 23	Brett James, Elon
Jan. 6	Stephen McDowell, UTC
Jan. 13	Harouna Mutombo, WCU
Jan. 20	Stephen Curry, DAV
Jan. 27	Stephen Curry, DAV
Feb. 3	Stephen Curry, DAV
Feb. 10	Demetrius Nelson, CIT
Feb. 17	Cameron Wells, CIT
Feb. 24	Noah Dahlman, WOF
March 3	Stephen Curry, DAV

2009-10

Nov. 17	Josh Bonney, Elon
Nov. 24	Amu Saaka, FUR
Dec. 1	Noah Dahlman, WOF
Dec. 8	Jeremy Simmons, CofC
Dec. 15	Mike Williams, WCU
Dec. 22	Noah Dahlman, WOF
Jan. 5	Andrew Goudelock, CofC
Jan. 12	Donald Sims, APP
Jan. 19	Cameron Wells, CIT
Jan. 26	Andrew Goudelock, CofC
Feb. 2	Ty Patterson, UTC
Feb. 9	Donald Sims, APP
Feb. 16	Donald Sims, APP
Feb. 23	Jeremy Simmons, CofC
March 2	Antonio Hanson, GSU

2010-11

Nov. 16	Omar Carter, APP
Nov. 23	Donald Sims, APP
Nov. 30	Cameron Wells, CIT
Dec. 7	Noah Dahlman, WOF
Dec. 14	Brendan McKillop, DAV
Dec. 21	Jeremy Simmons, CofC
Jan. 4	Amu Saaka, FUR
Jan. 11	Omar Carter, APP
Jan. 18	Omar Wattad, UTC
Jan. 25	Amu Saaka, FUR
Feb. 1	Noah Dahlman, WOF
Feb. 8	Andrew Goudelock, CofC
Feb. 15	Andrew Goudelock, CofC
Feb. 22	Chris Long, Elon
March 1	Donald Sims, APP

2011-12

Nov. 15	Mike Groselle, CIT
Nov. 22	Antwaine Wiggins, CofC
Nov. 29	JP Kuhlman, DAV
Dec. 6	Jake Cohen, DAV
Dec. 13	Brad Loesing, WOF
Dec. 20	Nik Cochran, DAV
Jan. 3	Andre Williamson, APP
Jan. 10	Jake Cohen, DAV
Jan. 17	Jake Cohen, DAV
Jan. 24	Derrell Armstrong, UNCG
Jan. 31	Derrell Armstrong, UNCG
Feb. 7	Jack Isenbarger, Elon
Feb. 14	Trevis Simpson, UNCG
Feb. 21	Kevin Giltner, WOF
Feb. 28	Trey Sumler, WCU

2012-13

Nov. 13	Mike Groselle, CIT
Nov. 20	Tim Williams, SAM
Nov. 27	Lucas Troutman, Elon
Dec. 4	Jay Canty, APP
Dec. 11	Bobby Austin, FUR
Dec. 18	Jake Cohen, DAV
Jan. 2	Andrew Lawrence, CofC
Jan. 8	Jake Cohen, DAV
Jan. 15	Adjehi Baru, CofC
Jan. 22	Z. Mason, UTC
Jan. 29	Trevis Simpson, UNCG
Feb. 5	Lucas Troutman, Elon
Feb. 12	Trey Sumler, WCU
Feb. 19	Ryley Beaumont, Elon
Feb. 26	Jake Cohen, DAV
March 4	Mike Groselle, CIT

2013-14

Nov. 12	Jelani Hewitt, GSU
Nov. 19	Stephen Croone, FUR
Nov. 26	Trey Sumler, WCU
Dec. 3	Jelani Hewitt, GSU
Dec. 10	Tanner Samson, Elon
Dec. 17	Sebastian Koch, Elon
Dec. 31	Trey Sumler, WCU
Jan. 7	Z. Mason, UTC
Jan. 14	Lee Skinner, WOF
Jan. 21	De'Mon Brooks, DAV
Jan. 28	Tim Williams, SAM
Feb. 4	De'Mon Brooks, DAV
Feb. 11	Tim Williams, SAM
Feb. 18	Ashton Moore, CIT
Feb. 25	Lucas Troutman, Elon
March 3	Tim Williams, SAM

2014-15

Nov. 18	James Sinclair, WCU
Nov. 25	Karl Cochran, WOF
Dec. 2	Casey Jones, UTC
Dec. 9	QJ Peterson, VMI
Dec. 16	Tevon Saddler, UNCG
Dec. 23	Tyler Hood, SAM
Jan. 6	James Sinclair, WCU
Jan. 13	Mike Brown, WCU
Jan. 20	Devin Sibley, FUR
Jan. 27	Karl Cochran, WOF
Feb. 3	Casey Jones, UTC
Feb. 10	James Sinclair, WCU
Feb. 17	Casey Jones, UTC
Feb. 24	Julian Eleby, VMI
March 2	R.J. White, UNCG

2015-16

Nov. 17	Mike Brown, WCU
Nov. 24	Stephon Jelks, MER
Dec. 1	QJ Peterson, VMI
Dec. 9	Mike Brown, WCU
Dec. 15	Matt Rose, SAM
Dec. 22	Jestin Lewis, MER
Jan. 5	Stephon Jelks, MER
Jan. 12	T.J. Cromer, ETSU
Jan. 19	Wyatt Walker, SAM
Jan. 26	Ge'Lawn Guyn, ETSU
Feb. 2	Kayel Locke, UNCG
Feb. 9	Fletcher Magee, WOF
Feb. 16	Stephen Croone, FUR
Feb. 23	Torrion Brummitt, WCU
March 1	QJ Peterson, VMI

PLAYERS OF THE WEEK

2016-17

Nov. 15	Zane Najdawi, CIT
Nov. 22	Wyatt Walker, SAM
Nov. 29	Demetrius Denzel-Dyson, SAM
Dec. 6	Zane Najdawi, CIT
Dec. 13	Tre' McLean, UTC
Dec. 20	Julian Eleby, VMI
Jan. 3	T.J. Cromer, ETSU
Jan. 10	Wyatt Walker, SAM
Jan. 17	QJ Peterson, VMI
Jan. 24	Kris Acox, FUR
Jan. 31	QJ Peterson, VMI
Feb. 7	T.J. Cromer, ETSU
Feb. 14	Fletcher Magee, WOF
Feb. 21	Ria'n Holland, MER
Feb. 28	Francis Alonso, UNCG

2017-18

Nov. 14	Ria'n Holland, MER
Nov. 21	Fletcher Magee, WOF
Nov. 28	Devin Sibley, FUR
Dec. 5	Francis Alonso, UNCG
Dec. 12	Fletcher Magee, WOF
Dec. 19	Marvin Smith, UNCG
Jan. 2	Cameron Jackson, WOF
Jan. 9	Peter Jurkin, ETSU
Jan. 16	Zane Najdawi, CIT
Jan. 23	Justin Coleman, SAM
Jan. 30	Desonta Bradford, ETSU
Feb. 6	Zane Najdawi, CIT
Feb. 13	James Dickey, UNCG
Feb. 20	Fletcher Magee, WOF
Feb. 26	Andrew Brown, FUR

2018-19

Nov. 13	Josh Sharkey, SAM
Nov. 20	Jordan Lyons, FUR
Nov. 27	Lew Stallworth, CIT
Dec. 4	Lew Stallworth, CIT
Dec. 11	Jeromy Rodriguez, ETSU
Dec. 18	Matt Rafferty, FUR
Dec. 24	Francis Alonso, UNCG
Dec. 31	Jeromy Rodriguez, ETSU
Jan. 8	Matt Rafferty, FUR
Jan. 15	Ross Cummings, MER
Jan. 22	Kevin Easley, UTC
Jan. 29	Patrick Good, ETSU
Feb. 5	Onno Steger, WCU
Feb. 12	Fletcher Magee, WOF
Feb. 19	Matt Rafferty, FUR
Feb. 26	Ross Cummings, MER
March 3	Fletcher Magee, WOF

2019-20

Nov. 12	Kaleb Hunter, UNCG
Nov. 19	Mason Faulkner, WCU
Nov. 26	Mason Faulkner, WCU
Dec. 3	Clay Mounce, FUR
Dec. 10	Carlos Dotson, WCU
Dec. 17	Ethan Stair, MER
Dec. 24	Jeromy Rodriguez, ETSU
Jan. 7	Jordan Lyons, FUR
Jan. 14	Kaelon Harris, CIT
Jan. 21	Djordje Dimitrijevic, MER
Jan. 28	Bo Hodges, ETSU
Feb. 4	Chevez Goodwin, WOF
Feb. 11	Jordan Lyons, FUR
Feb. 18	Carlos Dotson, WCU
Feb. 25	Jeff Gary, MER
March 2	Ethan Stair, MER

2020-21

Dec. 1	Neftali Alvarez, MER
Dec. 8	Myron Gordon, SAM
Dec. 15	Myron Gordon, SAM
Dec. 22	Malachi Smith, UTC
Jan. 5	Mike Bothwell, FUR
Jan. 12	Hayden Brown, CIT
Jan. 19	Greg Parham, VMI
Jan. 26	Greg Parham, VMI
Feb. 2	Damari Monsanto, ETSU
Feb. 9	Jake Stephens, VMI
Feb. 16	Hayden Brown, CIT
Feb. 23	Noah Gurley, FUR
March 2	Isaiah Miller, UNCG

2021-22

Nov. 15	Mike Bothwell, FUR
Nov. 22	Malachi Smith, UTC
Nov. 29	Max Klesmit, WOF
Dec. 6	Jalen Slawson, FUR
Dec. 13	Jake Stephens, VMI
Dec. 20	Malachi Smith, UTC
Dec. 27	Ques Glover, SAM
Jan. 3	Jake Stephens, VMI
Jan. 10	Malachi Smith, UTC
Jan. 17	Jake Stephens, VMI
Jan. 24	Malachi Smith, UTC
Jan. 31	Jordan King, ETSU
Feb. 7	Nicholas Robinson, WCU
Feb. 14	Jake Stephens, VMI
Feb. 21	Trey Bonham, VMI
Feb. 28	Hayden Brown, CIT

2022-23

Nov. 14	Jake Stephens, UTC
Nov. 21	Mike Bothwell, FUR
Nov. 28	Jake Stephens, UTC
Dec. 5	Jake Stephens, UTC
Dec. 12	Jake Stephens, UTC
Dec. 19	Jake Stephens, UTC
Dec. 26	Jackson Paveletzke, WOF
Jan. 2	Logan Dye, SAM
Jan. 9	Jake Stephens, UTC
Jan. 16	Jordan King, ETSU
Jan. 23	Jermaine Marshall, SAM
Jan. 30	Jalyn McCreary, MER
Feb. 6	Jalen Slawson, FUR
Feb. 13	Tre Jackson, WCU
Feb. 20	Bubba Parham, SAM
Feb. 27	Mike Bothwell, FUR

2023-24

Nov. 13	Vonterius Woolbright, WCU
Nov. 20	Keyshaun Langley, UNCG
Nov. 27	Mikeal Brown-Jones, UNCG
Dec. 4	Vonterius Woolbright, WCU
Dec. 11.	Alex Williams, Furman
Dec. 18	Vonterius Woolbright, WCU
Dec. 25	Vonterius Woolbright, WCU
Jan. 1	Jaden Seymour, ETSU
Jan. 8	Vonterius Woolbright, WCU
Jan. 15	Vonterius Woolbright, WCU
Jan. 22	Mikeal Brown-Jones, UNCG
Jan. 29	Vonterius Woolbright, WCU
Feb. 5	Keyshaun Langley, UNCG
Feb. 12	Vonterius Woolbright, WCU
Feb. 19	Honor Huff, Chattanooga
Feb. 26	JP Pegues, Furman
March 4	Vonterius Woolbright, WCU



Jake Stephens earned SoCon Player of the Week honors four times for VMI in 2021-22 and six times for Chattanooga in 2022-23.

POTW by school

Davidson	79
Furman	79
Western Carolina	72
Chattanooga	69
VMI	54
Appalachian State	53
ETSU	53
The Citadel	46
UNC Greensboro	37
Wofford	33
College of Charleston	24
Georgia Southern	20
Samford	18
Mercer	13
Richmond	13
East Carolina	12
Elon	12
William & Mary	9
George Washington	1

Freshmen of the Week

2013-14

Nov. 12	Brian White, CIT
Nov. 19	Tevon Saddler, UNCG
Nov. 26	Brian White, CIT
Dec. 3	Isaiah Williams, SAM
Dec. 10	Isaiah Williams, SAM
Dec. 17	Jaylen Allen, WOF
Dec. 31	William Gates Jr., WOF
Jan. 7	Brian White, CIT
Jan. 14	Tevon Saddler, UNCG
Jan. 21	Tevon Saddler, UNCG
Jan. 28	Tevon Saddler, UNCG
Feb. 4	Kyle Doyle, GSU
Feb. 11	Isaiah Williams, SAM
Feb. 18	Tevon Saddler, UNCG
Feb. 25	Isaiah Williams, SAM
March 3	R.J. White, UNCG

2014-15

Nov. 18	Christen Cunningham, SAM
Nov. 25	Daniel Fowler, FUR
Dec. 2	Christen Cunningham, SAM
Dec. 9	Geoff Beans, FUR
Dec. 16	Jake Wright, CIT
Dec. 23	Geoff Beans, FUR
Jan. 6	Jordan Strawberry, MER
Jan. 13	Devin Sibley, FUR
Jan. 20	Devin Sibley, FUR
Jan. 27	Christen Cunningham, SAM
Feb. 3	Tucker Thompson, WCU
Feb. 10	Christen Cunningham, SAM
Feb. 17	Devin Sibley, FUR
Feb. 24	Daniel Fowler, FUR
March 2	Christen Cunningham, SAM

* Award discontinued after 2014-15 season

SoConSports.com

Repeat winners

Sixteen times
Stephen Curry, DAV, 2006-09

Eleven times
Jake Stephens, VMI/UTC, 2020-23

Nine times
Vonterius Woolbright, WCU, 2023-24

Eight times
Jonathan Moore, FUR, 1976-80
Skip Henderson, MAR, 1984-88
John Taft, MAR, 1988-91

Seven times
Aron Stewart, RICH, 1972-74
Fletcher Magee, WOF, 2015-19

Six times
Clyde Mayes, FUR, 1973-75
George Singleton, FUR, 1980-84
Regan Truesdale, CIT, 1982-85
Gay Elmore, VMI, 1983-87
Keith Jennings, ETSU, 1987-91
Frankie King, WCU, 1993-95
Elton Nesbitt, GSU, 2003-06
Donald Sims, APP, 2007-11
Jake Cohen, DAV, 2011-13

Five times
Russ Hunt, FUR, 1970-72
Ron Carter, VMI, 1975-78
Darryl Robinson, APP, 1975-79
John Gerdy, DAV, 1976-79
Troy Lee Mikell, ETSU, 1979-81, 82-83
Willie White, UTC, 1981-84
Kevin Martin, WCU, 2001-04
Noah Dahlman, WOF, 2008-11
Andrew Goudelock, CofC, 2008-11
QJ Peterson, VMI, 2014-17
Malachi Smith, UTC, 2020-22

Four times
Greg Dennis, WCU, 1979-80, 81-82
Lewis Preston, VMI, 1991-93
Keith Veney, MAR, 1995-97
Greg Stephens, ETSU, 1997-99
Dimeco Childress, ETSU, 2000-02
Karim Souchu, FUR, 1999-01, 02-03
Brendan Winters, DAV, 2002-05
Howard Wilkerson, WOF, 2003-06
Louis Graham, GSU, 2005-08
Kyle Hines, UNCG, 2004-05, 06-08
Trey Sumler, WCU, 2011-14
Tim Williams, SAM, 2012-14
Zane Najdawi, CIT, 2016-18
Mike Bothwell, FUR, 2020-23

Three times
Jim Fairley, ECU, 1969-70, 71-72
Joe Sutter, DAV, 1970-72
Fessor Leonard, FUR, 1972-74
John Falconi, DAV, 1971-72, 73-74
Cliff Tribus, DAV, 1981-83
Derek Rucker, DAV, 1984-85, 86-88
Kent Hill, CIT, 1985-86, 87-88
Patrick Elmore, CIT, 1988-90
Damon Williams, VMI, 1988-90
Billy Ross, APP, 1992-93
Brandon Born, UTC, 1993-95
Anquell McCollum, WCU, 1995-96
Jody Lumpkin, CofC, 1998-01
Julius Jenkins, GSU, 1999-02
Jason Conley, VMI, 2001-02
D.J. Thompson, APP, 2005-07
Ricky Hickman, UNCG, 2005-07
Cameron Wells, CIT, 2008-11
Jeremy Simmons, CofC, 2009-11
Amu Saaka, FUR, 2009-11
Mike Groselle, CIT, 2011-13
Lucas Troutman, Elon, 2012-14
James Sinclair, WCU, 2014-15
Casey Jones, UTC, 2014-15
Mike Brown, WCU, 2014-16
Wyatt Walker, SAM, 2015-17
T.J. Cromer, ETSU, 2015-17
Francis Alonso, UNCG, 2016-19
Matt Rafferty, FUR, 2018-19
Jeromy Rodriguez, ETSU, 2018-20
Jordan Lyons, FUR, 2018-20
Hayden Brown, CIT, 2020-22

Two times
Mike Maloy, DAV, 1968-70
Bryan Adrian, DAV, 1969-70
Mike Arizin, W&M, 1972-74
Stan Davis, APP, 1973-74
Bob McCurdy, RICH, 1974-75
Ron Satterthwaite, W&M, 1975-76
John Lowenhaupt, W&M, 1974-76
Tony Searcy, APP, 1977-78
Rick Swing, CIT, 1976-77, 78-79
Tom Slawson, CIT, 1978-79
George Washington, MAR, 1978-79, 80-81
Todd Haynes, DAV, 1980-81
Rich DiBenedetto, DAV, 1979-81
Mel Daniel, FUR, 1979-81
Ronnie Carr, WCU, 1979-80, 81-82
Stanford Strickland, UTC, 1982-84
Kenny Wilson, DAV, 1982-84
Gerald Wilkins, UTC, 1983-85
Wes Stallings, ETSU, 1985-86
Darryl Ivery, UTC, 1985-87
Lance Fulse, UTC, 1986-88
Tom Curry, MAR, 1986-88
John Castile, FUR, 1986-88
Bennie Goettie, WCU, 1988-89
David Donerlson, WCU, 1988-90
Bruce Evans, FUR, 1988-90
Derrick Kirce, UTC, 1989-91
Rodney English, ETSU, 1991-92
Tim Brooks, UTC, 1991-92
Greg Dennis, ETSU, 1989-90, 91-92
Terry Boyd, WCU, 1990-92
Gary Robb, UTC, 1992-93
Detlef Musch, DAV, 1992-93
Chad Copeland, UTC, 1993-94
William Cook, APP, 1993-94
Chad McClendon, APP, 1994-95
Lawrence Gullette, VMI, 1994-96
Matt Newman, CIT, 1994-95, 96-97
Chuck Vincent, FUR, 1995-97
John Brannen, MAR, 1996-97
Junior Braswell, APP, 1996-97
Jason Bell, VMI, 1997-98
Darryl Faulkner, VMI, 1997-98
Bobby Phillips, WCU, 1997-98
Danny Johnson, CofC, 1998-99
Marshall Phillips, APP, 1998-99
Demetrius Cherry, UNCG, 1997-98, 99-00
Tyson Patterson, APP, 1997-98, 99-00
Stephen Marshall, DAV, 1997-98, 99-00
Rufus Leach, APP, 1999-00
Ian Chadwick, WOF, 1998-99, 00-01
Oliver Morton, UTC, 1999-01
Mike Lenzly, WOF, 2000-02
Courtney Eldridge, UNCG, 2000-02
Zakee Wadood, ETSU, 2003-04
Jean Francois, GSU, 2002-03, 04-05
David Berghoefer, WCU, 2003-05
Jackson Atoyebi, Elon, 2003-04, 05-06
Dontaye Draper, CofC, 2005-07
Stephen McDowell, UTC, 2007-09
Omar Carter, APP, 2010-11
Derrell Armstrong, UNCG, 2011-12
Trevis Simpson, UNCG, 2011-13
Jelani Hewitt, GSU, 2013-14
Z. Mason, UTC, 2013-14
De'Mon Brooks, DAV, 2013-14
Karl Cochran, WOF, 2014-15
Stephon Jelks, MER, 2015-16
Stephen Croone, FUR, 2013-14, 15-16
Julian Eleby, VMI, 2014-15, 16-17
Ria'n Holland, MER, 2016-18
Devin Sibley, FUR, 2014-15, 17-18
Lew Stallworth, CIT, 2018-19
Ross Cummings, MER, 2018-19
Mason Faulkner, WCU, 2019-20
Carlos Dotson, WCU, 2019-20
Ethan Stair, MER, 2019-20
Myron Gordon, SAM, 2020-21
Greg Parham, VMI, 2020-21
Jordan King, ETSU, 2021-23
Jalen Slawson, FUR, 2021-23
Keyshaun Langley, UNCG, 2023-24
Mikeal Brown-Jones, UNCG, 2023-24



Furman's Clyde Mayes was a six-time SoCon Player of the Week in his career. He was inducted into the SoCon Hall of Fame in 2022.

PLAYERS OF THE MONTH

2004-05
November Brendan Winters, Davidson
December Ronnie Burrell, UNCG
January Kyle Hines, UNCG
February Tyler Berg, Wofford

2005-06
November Brendan Winters, Davidson
December Ian Johnson, Davidson
January Kyle Hines, UNCG
February Elton Nesbitt, Georgia Southern

2006-07
November Kyle Hines, UNCG
December Kyle Hines, UNCG
January Stephen Curry, Davidson
February Stephen Curry, Davidson

2007-08
November Stephen Curry, Davidson
December Stephen Curry, Davidson
Kyle Hines, UNCG
January Stephen Curry, Davidson
February Stephen Curry, Davidson
March Stephen Curry, Davidson

2008-09
November Stephen Curry, Davidson
December Stephen Curry, Davidson
January Stephen Curry, Davidson
February Demetrius Nelson, The Citadel

2009-10
November Noah Dahlman, Wofford
December Ty Patterson, Chattanooga
January Andrew Goudelock, College of Charleston
February Donald Sims, Appalachian State

2010-11
November Donald Sims, Appalachian State
December Andrew Goudelock, College of Charleston
January Noah Dahlman, Wofford
February Donald Sims, Appalachian State

2011-12
November Mike Groselle, The Citadel
December Antwaine Wiggins, College of Charleston
January Jake Cohen, Davidson
February Jack Isenbarger, Elon

2012-13
November De'Mon Brooks, Davidson
December Eric Ferguson, Georgia Southern
January Trevis Simpson, UNCG
February Jake Cohen, Davidson

2013-14
November Jelani Hewitt, Georgia Southern
December Tim Williams, Samford
January Z. Mason, Chattanooga
February Lucas Troutman, Elon

2014-15
November James Sinclair, Western Carolina
December Stephen Croone, Furman
January Casey Jones, Chattanooga
February Casey Jones, Chattanooga

2015-16
November QJ Peterson, VMI
December Stephon Jelks, Mercer
January Spencer Collins, Wofford
February Torrion Brummitt, Western Carolina

2016-17
November Wyatt Walker, Samford
December Tre' McLean, Chattanooga
January Devin Sibley, Furman
February T.J. Cromer, ETSU

2017-18
November Fletcher Magee, Wofford
December Fletcher Magee, Wofford
January Desonta Bradford, ETSU
February Fletcher Magee, Wofford

2018-19
November Matt Rafferty, Furman
December Cameron Jackson, Wofford
January Fletcher Magee, Wofford
February Fletcher Magee, Wofford

2019-20
November Ethan Stair, Mercer
December Josh Sharkey, Samford
January Isaiah Miller, UNCG
February Carlos Dotson, Western Carolina

2020-21
December Malachi Smith, Chattanooga
January Greg Parham, VMI
February Isaiah Miller, UNCG

2021-22
November Hayden Brown, The Citadel
December Jake Stephens, VMI
January Malachi Smith, Chattanooga
February Jake Stephens, VMI

2022-23
November Jake Stephens, Chattanooga
December Jake Stephens, Chattanooga
January Jalen Slawson, Furman
February Jalen Slawson, Furman

2023-24
November Vonterius Woolbright, Western Carolina
December Vonterius Woolbright, Western Carolina
January Vonterius Woolbright, Western Carolina
February Vonterius Woolbright, Western Carolina

Repeat winners

Ten times
Stephen Curry, Davidson (2006-09)

Five times
Kyle Hines, UNCG (2004-08)
Fletcher Magee, Wofford (2017-19)

Four times
Jake Stephens, VMI/Chattanooga (2021-23)
Vonterius Woolbright, Western Carolina (2023-24)

Three times
Donald Sims, Appalachian State (2009-11)

Two times
Brendan Winters, Davidson (2004-06)
Andrew Goudelock, College of Charleston (2009-11)
Noah Dahlman, Wofford (2009-11)
Jake Cohen, Davidson (2011-13)
Casey Jones, Chattanooga (2014-15)
Isaiah Miller, UNCG (2019-21)
Malachi Smith, Chattanooga (2020-22)
Jalen Slawson, Furman (2022-23)

Player of the Month by school

Davidson	16
Wofford	10
UNCG	9
Chattanooga	9
Western Carolina	7
Furman	5
VMI	4
Appalachian State	3
College of Charleston	3
The Citadel	3
Georgia Southern	3
Samford	3
ETSU	2
Elon	2
Mercer	2



Davidson's Stephen Curry was named the SoCon player of the month 10 of a possible 13 times in his three-year career, including five times in 2007-08.

YEAR-BY-YEAR STANDINGS

1921-22

	CONF		ALL			
	W	L	W	L	Pts.	Opp.
Virginia	5	0	17	1	607	406
Alabama	6	1	15	4	584	373
Georgia	4	1	10	5	443	365
Washington & Lee	6	2	11	3	533	322
Kentucky	3	1	10	6	459	361
Auburn	2	1	5	6	262	304
North Carolina	3	3	14	6	710	562
Virginia Tech	2	2	14	6	591	473
Georgia Tech	2	3	11	6	474	433
*Tennessee	1	3	12	7	466	402
North Carolina State	1	5	6	13	425	518
Clemson	0	3	8	13	453	574
Mississippi State	0	4	12	10	618	521

*overall record includes one tie

1922-23

	CONF		ALL			
	W	L	W	L	Pts.	Opp.
North Carolina	5	0	15	1	575	363
Vanderbilt	2	0	16	6	659	545
Tulane	5	1		N/A		
Tennessee	3	1	15	2	442	321
Mississippi State	8	3	15	4	613	470
Washington & Lee	4	2	7	8	420	391
Georgia Tech	5	3	9	9	544	515
Alabama	3	3	20	5	928	612
Clemson	3	3	11	6	425	305
Georgia	3	3	11	8	503	516
Auburn	2	3	7	7	382	379
Virginia Tech	1	2	13	6	531	414
North Carolina State	1	2	5	8	292	348
Mississippi	2	4	8	7	367	340
Virginia	1	3	12	5	481	366
Florida	0	3	2	5	157	238
South Carolina	0	3	4	13	352	481
Kentucky	0	5	3	10	289	348
Louisiana State	0	6	10	10	488	514

1923-24

	CONF		ALL			
	W	L	W	L	Pts.	Opp.
Tulane	10	0	22	1	N/A	N/A
North Carolina	7	0	26	0	959	500
Georgia	7	0	16	5	691	498
Alabama	5	1	12	4	546	405
Kentucky	6	2	13	3	477	335
Mississippi State	8	4	13	8	697	588
Virginia	3	2	12	3	458	348
Tennessee	5	5	10	8	445	457
South Carolina	2	2	11	9	555	598
Georgia Tech	4	5	9	13	675	698
Maryland	1	2	5	7	279	284
Mississippi	2	4	16	6	687	514
Washington & Lee	2	4	9	5	408	287
North Carolina State	2	4	7	16	558	687
Vanderbilt	1	3	7	15	500	598
Florida	0	2	5	10	324	442
University of South	0	2	2	7	81	47
Virginia Tech	0	4	5	13	374	521
Auburn	0	6	4	9	348	392
Clemson	0	6	2	14	230	427
Louisiana State	0	7	8	12	483	552

1924-25

	CONF		ALL			
	W	L	W	L	Pts.	Opp.
North Carolina	8	0	18	5	697	466
Tulane	12	3		N/A		
Kentucky	6	2	13	8	538	510
Maryland	3	1	12	5	401	358
Alabama	5	2	15	4	554	420
South Carolina	4	2	10	7	487	473
Virginia	4	2	14	3	560	412
Washington & Lee	3	2	7	4	314	262
Clemson	3	2	4	14	390	533
Vanderbilt	4	3	12	13	646	701
Mississippi State	4	4	14	9	687	628
Georgia	4	4	9	11	614	607
Georgia Tech	2	7	4	12	373	421
North Carolina State	1	4	11	7	475	388
Louisiana State	1	4	10	7	436	444
Virginia Tech	1	4	6	9	453	460
Tennessee	1	5	6	8	293	315
Auburn	1	5	3	11	352	442
Mississippi	1	6	17	8	815	589
Florida	0	0	2	7	217	289
University of South	0	0	2	7	118	89

1925-26

	CONF		ALL			
	W	L	W	L	Pts.	Opp.
Kentucky	8	0	15	3	605	446
North Carolina	7	0	20	5	937	569
Mississippi	8	1	16	2	730	412
Maryland	7	1	14	3	495	351
Georgia	9	4	18	6	965	685
South Carolina	4	2	9	5	458	407
North Carolina State	5	3	20	4	684	475
Mississippi State	5	3	14	8	658	561
Tulane	10	7		N/A		
Virginia	4	4	9	6	522	449
Alabama	6	6	10	11	514	556
Louisiana State	4	5	9	9	472	479
VMI	3	5	7	8	395	367
Virginia Tech	2	5	3	10	285	346
Georgia Tech	4	10	6	11	465	550
Washington & Lee	2	6	9	7	526	513
Vanderbilt	2	7	8	18	604	687
Tennessee	1	3	9	8	517	511
Auburn	1	7	5	10	434	490
Clemson	1	7	4	17	502	702
University of South	0	2	4	6	73	67
Florida	0	3	7	7	401	399

1926-27

	CONF		ALL			
	W	L	W	L	Pts.	Opp.
South Carolina	9	1	14	1	652	492
Vanderbilt	7	1	20	4	898	877
Georgia Tech	8	2	17	10	939	813
Washington & Lee	6	2	10	6	523	482
Auburn	12	4	13	6	683	504
North Carolina State	5	2	12	5	509	390
Mississippi	10	4	13	5	570	441
North Carolina	7	3	17	7	816	557
Maryland	6	4	10	10	536	528
Mississippi State	7	5	17	7	754	478
Tennessee	5	4	7	12	448	478
Alabama	4	5	5	8	348	375
Virginia	5	7	9	10	490	452
Tulane	7	10		N/A		
Louisiana State	3	5	7	9	369	409
Georgia	3	6	14	8	824	606
Virginia Tech	2	6	6	8	403	416
Kentucky	1	6	3	13	375	563
Clemson	1	7	2	13	334	505
Florida	1	8	6	20	739	984
VMI	0	7	3	12	354	422
University of South	0	10	3	11	78	147

1927-28

	CONF		ALL			
	W	L	W	L	Pts.	Opp.
Auburn	12	1	20	2	1,001	580
Mississippi State	10	1	13	7	683	579
North Carolina	8	1	16	2	610	411
Maryland	8	1	14	4	510	397
Kentucky	8	1	12	6	630	505
Louisiana State	7	3	10	7	580	528
Virginia	10	5	20	6	886	681
Georgia	8	5	12	10	780	674
VMI	5	5	7	6	417	370
Alabama	5	5	10	10	624	659
Clemson	5	7	9	14	637	743
South Carolina	4	7	8	12	718	769
Mississippi	5	9	10	9	698	640
North Carolina State	3	6	10	8	641	560
Virginia Tech	3	7	5	11	411	501
Washington & Lee	3	7	5	12	591	589
Vanderbilt	2	5	5	7	407	467
University of South	1	5	2	7	89	292
Florida	2	10	5	16	646	748
Tulane	3	15		N/A		
Tennessee	0	8	0	12	280	501

1928-29

	CONF		ALL			
	W	L	W	L	Pts.	Opp.
Washington & Lee	7	1	16	2	812	463
North Carolina	12	2	17	8	760	646
Georgia Tech	10	2	15	6	726	603
Georgia	13	4	18	6	921	692
Tulane	9	4		N/A		
Kentucky	7	4	12	5	496	411
Tennessee	7	4	11	5	456	428
Alabama	10	6	16	10	806	707
Clemson	6	4	14	13	852	754
Duke	5	4	12	8	715	665
North Carolina State	6	5	15	6	778	590
Mississippi	7	8	9	9	604	567
Virginia	5	7	9	10	555	581
Mississippi State	5	8	8	45	564	669
Louisiana State	5	9	8	13	636	656
Virginia	3	6	4	13	422	589
Vanderbilt	2	5	4	12	536	628
South Carolina	4	10	8	13	654	746
Florida	4	11	7	13	603	746
Auburn	3	9	6	15	608	837
Maryland	2	6	7	9	397	460
VMI	1	7	6	7	392	378
University of South	0	7	3	8	292	386

1929-30

	CONF		ALL			
	W	L	W	L	Pts.	Opp.
Alabama	10	0	20	0	652	395
Duke	9	1	18	2	753	571
Kentucky	9	1	16	3	591	408
Washington & Lee	9	2	16	4	769	574
Tennessee	7	2	13	4	526	426
Georgia	7	3	17	6	729	584
Tulane	7	3	16	6	N/A	N/A
Clemson	8	4	16	9	885	689
University of South	5	3	6	5	305	299
Maryland	8	5	16	6	752	577
North Carolina State	7	5	11	6	541	406
Mississippi	6	6	6	7	369	369
Louisiana State	6	7	10	11	687	661
Florida	2	3	10	4	516	392
Georgia Tech	5	8	11	13	792	736
North Carolina	4	7	14	11	806	643
VMI	2	6	5	9	386	444
Mississippi State	2	7	5	8	346	336
Virginia	2	8	3	12	436	640
Virginia Tech	2	10	5	14	496	634
Vanderbilt	1	9	6	16	638	765
Auburn	1	10	1	10	348	429
South Carolina	0	10	6	10	N/A	N/A

1930-31

	CONF		ALL			
	W	L	W	L	Pts.	Opp.
Georgia	15	1	23	2	637	491
Maryland	8	1	18	4	718	558
Alabama	11	2	14	6	618	474
Kentucky	8	2	15	3	679	469
Auburn	7	4	8	6	487	411
Washington & Lee	4	3	14	7	565	485
Duke	5	4	14	7	725	553
Georgia Tech	8	7	11	13	796	782
Vanderbilt	7	7	16	8	913	742
North Carolina	6	6	15	9	707	517
North Carolina State	5	5	8	8	386	359
Louisiana State	4	4	7	8	531	509
Virginia	5	6	11	9	591	520
Florida	5	7	10	9	680	653
Clemson	3	5	6	7	385	388
University of South	3	5	5	9	405	530
Tennessee	4	8	11	10	669	626
Mississippi	2	4	6	9	490	441
Virginia Tech	3	7	5	10	382	452
VMI	2	8	4	12	408	497
Tulane	2	10	7	13	N/A	N/A
South Carolina	1	12	1	17	372	640

YEAR-BY-YEAR STANDINGS

SoCon
THE SOUTHERN CONFERENCE

1931-32	CONF		ALL			
	W	L	W	L	Pts.	Opp.
Maryland	9	1	16	4	689	494
Kentucky	9	1	15	2	743	456
Auburn	9	2	12	3	506	431
Alabama	11	3	16	4	584	444
North Carolina	6	3	16	5	678	517
Virginia	6	3	13	8	555	505
Georgia	7	4	19	7	589	657
Georgia Tech	5	3	7	6	470	402
Mississippi	8	5	9	6	558	481
North Carolina State	6	4	10	6	403	340
Duke	6	5	14	11	720	666
Louisiana State	8	8	11	9	673	625
Tennessee	5	5	8	7	405	398
South Carolina	2	2	9	7	445	416
Vanderbilt	5	7	8	11	570	644
Mississippi State	4	7	5	10	377	462
Tulane	5	9		N/A		
Florida	4	10	8	12	640	606
Washington & Lee	3	8	9	10	487	492
Virginia Tech	2	8	8	9	406	452
Clemson	2	9	8	12	508	537
University of South	1	7	3	9	323	401
VMI	0	9	0	14	289	458

1932-33	CONF		ALL			
	W	L	W	L	Pts.	Opp.
South Carolina	3	0	17	2	828	539
Duke	7	3	16	6	764	627
Maryland	7	3	11	9	658	646
North Carolina State	6	3	11	8	633	539
North Carolina	5	3	12	5	651	494
Virginia	5	3	12	6	620	481
Virginia Tech	3	7	5	10	425	545
VMI	2	8	4	11	372	496
Washington & Lee	1	8	6	10	573	563
Clemson	0	1	10	9	597	579

1933-34	CONF		ALL			
	W	L	W	L	Pts.	Opp.
South Carolina	6	0	18	1	857	501
North Carolina	12	2	18	4	730	528
Maryland	6	1	11	8	620	589
Duke	9	4	18	6	828	633
North Carolina State	6	5	11	6	590	509
Washington & Lee	4	5	10	6	541	515
VMI	3	6	4	10	335	452
Virginia	1	9	7	11	565	495
Virginia Tech	1	10	1	15	381	599
Clemson	0	6	7	12	505	578

1934-35	CONF		ALL			
	W	L	W	L	Pts.	Opp.
North Carolina	12	1	23	2	828	606
Clemson	3	1	15	3	661	464
Duke	10	4	18	8	866	758
Virginia	7	5	13	9	704	614
Maryland	4	3	8	10	622	611
North Carolina State	6	5	10	9	607	581
South Carolina	5	7	15	9	812	692
Washington & Lee	4	8	10	10	661	587
VMI	2	9	3	14	448	576
Virginia Tech	1	11	3	16	421	639

1935-36	CONF		ALL			
	W	L	W	L	Pts.	Opp.
Washington & Lee	10	1	18	2	829	587
North Carolina	13	3	21	4	887	720
North Carolina State	10	3	15	4	724	565
Maryland	4	3	14	6	812	709
Clemson	5	5	15	7	749	637
Duke	4	5	20	6	1,070	777
Virginia	4	8	11	13	764	898
South Carolina	1	6	10	8	600	614
Virginia Tech	1	9	5	17	617	768
VMI	0	10	3	14	570	738

1936-37	CONF		ALL			
	W	L	W	L	Pts.	Opp.
Washington & Lee	11	1	17	4	876	585
North Carolina	14	3	18	5	864	671
Wake Forest	9	4	15	6	789	663
North Carolina State	14	7	15	9	925	739
Duke	11	6	15	8	812	728
South Carolina	7	4	13	7	689	631
Richmond	5	4	13	7	704	572
Virginia	6	7	9	10	569	567
Furman	3	4	8	7	472	479
Maryland	5	8	8	12	746	734
Davidson	5	8	13	10	871	815
VMI	5	11	6	11	571	658
Virginia Tech	4	9	6	11	461	617
Clemson	2	7	6	15	643	765
The Citadel	0	5	7	12	586	629
William & Mary	0	13	0	18	444	808

1937-38	CONF		ALL			
	W	L	W	L	Pts.	Opp.
North Carolina	13	3	16	5	828	670
North Carolina State	10	3	13	6	720	661
The Citadel	7	3	13	5	664	578
Clemson	9	4	16	7	916	771
Duke	9	5	15	9	854	826
Richmond	7	4	15	5	670	560
Maryland	6	4	15	9	939	839
Washington & Lee	6	5	12	9	770	653
Wake Forest	7	8	7	12	744	756
Virginia Tech	4	5	6	8	438	467
Davidson	4	11	9	12	832	747
Furman	2	6	6	12	N/A	N/A
VMI	2	7	4	11	414	511
South Carolina	2	12	3	21	701	954
William & Mary	0	8	2	10	372	499

1938-39	CONF		ALL			
	W	L	W	L	Pts.	Opp.
Wake Forest	15	3	18	6	1,183	971
Washington & Lee	8	3	13	9	997	844
Maryland	8	3	15	9	963	874
The Citadel	7	3	14	5	791	713
Davidson	9	7	19	9	1,208	1,050
North Carolina State	7	6	10	7	641	613
North Carolina	8	7	10	11	817	804
Duke	8	8	10	12	886	857
Clemson	6	6	16	8	953	824
VMI	6	6	7	10	600	664
Richmond	5	5	10	10	648	681
William & Mary	4	9	9	10	814	788
South Carolina	2	8	5	18	716	896
Virginia Tech	2	10	3	14	546	789
Furman	0	10	6	16	783	968

1939-40	CONF		ALL			
	W	L	W	L	Pts.	Opp.
Duke	13	2	19	7	1,075	922
North Carolina	11	2	23	3	1,210	934
Washington & Lee	7	3	13	5	666	557
Wake Forest	10	5	13	9	990	821
Maryland	7	5	14	9	897	821
Clemson	9	7	9	12	853	844
Richmond	5	4	10	6	549	477
The Citadel	6	5	8	9	593	627
William & Mary	6	5	12	11	950	885
Furman	4	6	11	11	833	864
North Carolina State	5	10	8	11	657	794
Davidson	4	11	8	13	790	934
South Carolina	3	10	5	13	586	708
VMI	2	9	3	12	461	590
Virginia Tech	1	9	3	16	599	784

1940-41	CONF		ALL			
	W	L	W	L	Pts.	Opp.
North Carolina	14	1	19	9	1,336	1,050
William & Mary	8	3	15	10	1,112	1,043
South Carolina	8	3	15	9	975	905
Washington & Lee	9	4	11	11	794	694
Duke	8	4	14	8	932	800
VMI	8	4	10	6	625	595
Richmond	7	5	11	10	730	737
Wake Forest	7	6	9	9	805	802
Clemson	7	8	8	14	1,035	1,130
Davidson	5	7	11	12	1,041	1,033
North Carolina State	6	9	6	9	584	691
Virginia Tech	4	8	8	13	906	899
The Citadel	1	8	6	12	788	872
Furman	1	10	4	13	609	733
Maryland	0	13	1	21	664	1,040

1941-42	CONF		ALL			
	W	L	W	L	Pts.	Opp.
Duke	15	1	22	2	1,263	966
George Washington	8	3	11	9	923	709
Wake Forest	13	5	16	8	1,076	1,010
North Carolina State	9	4	15	7	1,059	917
South Carolina	8	4	12	9	896	863
William & Mary	8	4	15	9	1,000	908
North Carolina	9	5	14	9	941	789
Washington & Lee	7	7	7	10	N/A	N/A
Furman	7	8	10	9	721	778
VMI	5	9	7	11	711	727
Richmond	4	8	9	9	667	681
Virginia Tech	4	8	10	10	862	815
Maryland	3	8	7	15	802	956
Davidson	3	8	12	13	914	1,017
Clemson	2	10	3	14	598	829
The Citadel	1	12	2	14	567	719

1942-43	CONF		ALL			
	W	L	W	L	Pts.	Opp.
Duke	12	1	20	6	1,404	1,201
George Washington	8	2	17	6	1,123	1,005
South Carolina	6	3	12	6	747	697
Davidson	7	4	18	6	1,198	1,005
The Citadel	5	3	8	6	648	561
William & Mary	6	4	11	10	887	915
VMI	7	5	8	8	623	633
North Carolina State	7	5	7	9	707	702
Maryland	5	5	8	8	717	671
Richmond	4	4	11	5	632	624
North Carolina	8	9	12	10	894	831
Virginia Tech	3	6	7	7	612	615
Washington & Lee	2	10	7	12	767	817
Wake Forest	1	10	1	10	427	525
Clemson	0	10	3	13	624	793

1943-44	CONF		ALL			
	W	L	W	L	Pts.	Opp.
North Carolina	9	1	17	10	1,173	1,020
Virginia Tech	4	1	11	4	623	506
Duke	4	2	13	13	1,214	1,120
Maryland	2	1	4	14	562	918
Richmond	2	2	7	6	625	603
Davidson	3	4	16	7	1,088	867
Clemson	1	2	1	10	376	547
South Carolina	1	2	12	2	890	599
North Carolina State	2	5	5	13	637	812
William & Mary	1	3	10	11	947	959
The Citadel	0	1	2	3	177	165
VMI	0	5	0	14	380	620

1944-45	CONF		ALL			
	W	L	W	L	Pts.	Opp.
South Carolina	9	0	19	3	1,271	751
Richmond	2	0	3	4	327	307
Duke	6	1	14	8	1,055	929
North Carolina	11	3	22	6	1,483	994
The Citadel	8	4	16	7	1,138	933
North Carolina State	7	5	10	11	841	841
William & Mary	3	4	8	12	935	844
Clemson	3	5	8	8	625	665
Maryland	2	5	2	14	570	808
Virginia Tech	1	3	6	8	565	601
Davidson	2	7	9	9	671	861
VMI	1	4	2	10	355	531
Wake Forest	0	6	3	14	626	951
Furman	0	8	2	15	607	795

YEAR-BY-YEAR STANDINGS

1945-46	CONF		ALL			
	W	L	W	L	Pts.	Opp.
North Carolina	13	1	30	5	1,944	1,349
Duke	12	2	21	6	1,284	1,036
Virginia Tech	7	3	12	8	N/A	N/A
Wake Forest	8	5	12	6	747	718
Maryland	5	4	9	12	794	908
William & Mary	5	5	10	10	935	834
Furman	4	4	16	3	911	757
George Washington	4	5	5	9	N/A	N/A
North Carolina State	5	7	6	12	703	881
Clemson	5	7	9	11	922	878
South Carolina	4	7	9	11	931	891
Davidson	5	9	13	12	1,069	1,075
Richmond	3	7	8	12	728	768
The Citadel	1	6	7	11	744	862
VMI	1	6	1	10	285	519
Washington & Lee	0	4	2	11	N/A	N/A

1946-47	CONF		ALL			
	W	L	W	L	Pts.	Opp.
North Carolina State	11	2	26	5	1,866	1,435
North Carolina	10	2	19	8	1,433	1,250
Duke	10	4	19	8	1,461	1,301
George Washington	9	4	21	7	1,600	1,318
Maryland	9	5	14	10	1,201	1,276
Richmond	8	5	17	9	1,344	1,252
South Carolina	7	5	17	8	1,364	1,199
Washington & Lee	7	6	16	7	1,504	1,177
William & Mary	6	6	14	12	1,299	1,229
Davidson	7	7	17	8	1,500	1,199
Wake Forest	8	9	11	13	1,174	1,219
Furman	5	7	9	10	961	950
Virginia Tech	4	9	13	13	1,318	1,285
Clemson	2	12	7	13	1,014	1,205
VMI	1	11	4	15	934	1,091
The Citadel	1	11	5	11	734	902

1947-48	CONF		ALL			
	W	L	W	L	Pts.	Opp.
North Carolina State	12	0	29	3	2,409	1,511
George Washington	13	3	19	7	1,504	1,268
North Carolina	11	4	20	7	1,454	1,219
Maryland	9	6	11	14	1,339	1,400
Davidson	10	7	19	9	1,604	1,375
Virginia Tech	7	5	14	9	1,205	1,128
Duke	8	6	17	12	1,573	1,463
Wake Forest	8	7	18	11	1,678	1,527
William & Mary	8	7	13	10	1,233	1,142
South Carolina	8	7	12	11	1,334	1,268
Washington & Lee	5	9	7	16	1,234	1,414
The Citadel	4	8	8	9	826	878
Richmond	4	9	8	14	1,182	1,217
Furman	3	10	11	15	1,409	1,610
Clemson	3	14	6	17	1,257	1,397
VMI	1	12	3	17	941	1,128

1948-49	CONF		ALL			
	W	L	W	L	Pts.	Opp.
North Carolina State	14	1	25	8	2,051	1,580
William & Mary	10	3	24	10	2,193	1,711
North Carolina	13	5	20	8	1,605	1,484
George Washington	9	4	18	8	1,530	1,352
Davidson	11	6	18	8	1,459	1,265
South Carolina	7	6	10	12	1,250	1,287
Wake Forest	7	7	11	13	1,287	1,359
Maryland	7	7	9	18	1,468	1,606
Virginia Tech	6	8	10	13	1,205	1,307
Duke	5	7	13	9	1,177	1,088
Clemson	6	9	10	11	1,213	1,140
Washington & Lee	5	9	10	12	1,309	1,468
Richmond	5	10	8	15	N/A	N/A
VMI	3	8	3	16	937	1,213
Furman	4	11	8	14	1,249	1,384
The Citadel	0	11	1	17	733	1,035



West Virginia finished atop the SoCon standings eight times in nine seasons from 1955-63 with stars such as Jerry West, "Hot" Rod Hundley (above) and Rod Thorn.

1949-50	CONF		ALL			
	W	L	W	L	Pts.	Opp.
North Carolina State	12	2	27	6	2,156	1,705
William & Mary	12	4	23	9	1,944	1,763
George Washington	12	4	17	8	1,607	1,508
South Carolina	12	5	13	9	1,219	1,192
North Carolina	13	6	17	12	1,652	1,596
Virginia Tech	9	5	16	9	1,618	1,505
Wake Forest	11	8	14	16	1,717	1,698
Duke	9	7	15	15	1,764	1,740
Clemson	8	8	10	10	1,241	1,189
Davidson	6	12	10	16	1,565	1,616
Furman	4	8	9	12	1,112	1,168
Washington & Lee	4	9	8	12	1,313	1,415
Maryland	5	13	7	18	1,454	1,521
Richmond	4	13	8	16	1,411	1,546
The Citadel	2	10	4	16	924	1,224
VMI	2	11	4	17	1,198	1,477

1950-51	CONF		ALL			
	W	L	W	L	Pts.	Opp.
North Carolina State	13	1	30	7	2,842	2,377
West Virginia	9	3	18	9	1,985	1,747
Clemson	9	4	11	7	1,221	1,124
Duke	13	6	20	13	2,356	2,301
William & Mary	13	6	20	11	2,063	1,846
Virginia Tech	9	5	19	10	2,149	1,995
South Carolina	12	7	13	12	1,633	1,522
Maryland	11	8	16	11	1,413	1,431
North Carolina	9	8	12	15	1,767	1,790
Wake Forest	8	9	16	14	1,975	1,949
George Washington	8	9	12	12	1,661	1,711
Richmond	5	10	7	14	1,145	1,257
Washington & Lee	5	13	8	17	1,307	1,464
Davidson	5	15	7	19	1,976	1,833
The Citadel	2	7	7	10	1,027	1,103
VMI	3	11	3	18	1,212	1,473
Furman	1	13	3	20	1,251	1,664

1951-52	CONF		ALL			
	W	L	W	L	Pts.	Opp.
West Virginia	15	1	23	4	2,172	1,717
North Carolina State	12	2	24	10	2,331	2,075
Duke	13	3	24	6	2,320	1,989
Clemson	11	4	17	7	1,707	1,596
George Washington	12	6	15	9	1,747	1,688
Furman	9	5	18	6	1,800	1,649
Maryland	9	5	13	9	1,245	1,116
William & Mary	10	6	15	13	2,013	1,991
South Carolina	8	7	14	10	1,667	1,624
Wake Forest	7	9	10	19	1,883	2,070
North Carolina	8	11	12	15	1,741	1,794
Virginia Tech	3	10	4	16	1,378	1,535
Richmond	3	11	7	15	1,434	1,593
Washington & Lee	3	11	6	21	N/A	N/A
Davidson	4	15	7	18	1,593	1,765
VMI	2	13	3	21	1,417	1,795
The Citadel	1	11	8	20	1,715	1,990

1952-53	CONF		ALL			
	W	L	W	L	Pts.	Opp.
North Carolina State	13	3	26	6	2,663	2,132
Wake Forest	12	3	22	7	2,236	2,004
Maryland	12	3	15	8	1,406	1,256
West Virginia	11	3	19	7	2,162	1,926
Furman	10	3	21	6	2,433	1,973
Duke	12	4	18	8	2,180	2,039
Richmond	13	5	20	7	2,143	1,917
North Carolina	15	6	17	10	2,012	1,877
George Washington	12	6	15	7	1,892	1,602
Clemson	6	8	8	10	1,227	1,269
South Carolina	7	12	11	13	1,664	1,811
William & Mary	6	13	10	13	1,817	1,735
Virginia Tech	4	13	4	19	1,547	1,883
Davidson	3	14	4	16	1,344	1,630
VMI	1	14	5	19	1,543	1,852
Washington & Lee	1	17	2	20	N/A	N/A
The Citadel	0	11	4	14	1,192	1,441

1953-54	CONF		ALL			
	W	L	W	L	Pts.	Opp.
George Washington	10	0	23	3	2,093	1,693
Furman	6	1	20	9	2,658	2,299
Richmond	10	3	23	8	2,451	2,126
West Virginia	6	4	12	11	1,899	1,747
William & Mary	6	5	9	13	1,479	1,603
VMI	6	7	11	12	1,683	1,667
Davidson	3	5	7	15	1,475	1,634
Washington & Lee	3	9	6	17	1,464	1,699
Virginia Tech	3	13	3	24	1,685	2,214
The Citadel	1	7	1	18	1,162	1,570

1954-55	CONF		ALL			
	W	L	W	L	Pts.	Opp.
West Virginia	9	1	19	11	2,406	2,378
George Washington	8	2	24	6	2,349	1,974
Richmond	10	4	19	9	2,371	2,064
Washington & Lee	8	5	16	13	2,446	2,235
Furman	6	4	17	10	2,572	2,236
William & Mary	7	5	11	14	2,035	2,136
Davidson	4	6	8	13	1,405	1,676
VMI	4	9	8	15	1,623	1,821
Virginia Tech	4	14	7	20	1,932	2,163
The Citadel	0	10	0	17	1,043	1,486

1955-56	CONF		ALL			
	W	L	W	L	Pts.	Opp.
George Washington	10	2	19	7	2,090	1,868
West Virginia	10	2	21	9	2,369	2,230
Virginia Tech	10	7	14	11	1,906	1,729
Richmond	8	6	16	13	2,317	2,122
William & Mary	9	7	12	14	1,955	2,094
Furman	7	7	12	16	2,492	2,401
Davidson	5	7	10	15	1,869	1,948
Washington & Lee	5	8	12	16	2,096	2,126
VMI	3	11	4	19	1,580	1,882
The Citadel	0	10	2	19	1,324	1,950

1956-57	CONF		ALL			
	W	L	W	L	Pts.	Opp.
West Virginia	12	0	25	5	2,524	2,144
Washington & Lee	10	3	20	7	1,993	1,802
Virginia Tech	12	5	14	8	1,548	1,421
Furman	7	5	10	17	2,200	2,323
Richmond	9	7	15	11	1,924	1,839
William & Mary	7	11	9	18	1,968	2,071
The Citadel	5	9	11	14	1,807	1,852
Davidson	4	8	7	20	1,828	1,983
George Washington	3	9	3	21	1,580	1,839
VMI	1	13	4	22	1,700	2,036

1957-58	CONF		ALL			
	W	L	W	L	Pts.	Opp.
West Virginia	12	0	26	2	2,433	1,917
Virginia Tech	10	5	11	8	1,419	1,271
George Washington	8	4	12	11	1,633	1,593
The Citadel	9	6	16	11	1,777	1,713
William & Mary	9	9	15	14	2,110	2,104
Richmond	8	8	14	12	1,780	1,777
Davidson	4	8	9	15	1,466	1,555
Furman	4	8	10	16	1,970	2,187
Washington & Lee	4	9	9	16	1,726	1,877
VMI	1	12	4	17	1,357	1,698

YEAR-BY-YEAR STANDINGS

SoCon
THE SOUTHERN CONFERENCE

1958-59

	CONF		ALL			
	W	L	W	L	Pts.	Opp.
West Virginia	11	0	29	5	2,884	2,462
Virginia Tech	10	2	16	5	1,758	1,419
The Citadel	7	4	15	5	1,354	1,265
William & Mary	7	7	13	11	1,730	1,652
Richmond	6	8	11	11	1,531	1,658
Furman	5	7	14	12	1,965	1,965
George Washington	4	7	14	11	1,938	1,721
Davidson	2	8	9	15	1,567	1,556
VMI	2	11	5	13	1,137	1,350

1959-60

	CONF		ALL			
	W	L	W	L	Pts.	Opp.
Virginia Tech	12	1	20	6	2,127	1,847
West Virginia	9	2	26	5	2,775	2,351
William & Mary	10	5	15	11	1,938	1,914
The Citadel	8	4	15	8	1,724	1,533
George Washington	7	5	15	11	1,999	1,921
Furman	6	7	9	16	1,915	2,034
VMI	3	11	4	16	1,615	2,034
Richmond	2	12	7	18	1,674	1,938
Davidson	0	10	5	19	1,551	1,821

1960-61

	CONF		ALL			
	W	L	W	L	Pts.	Opp.
West Virginia	11	1	23	4	2,325	2,100
Virginia Tech	12	3	15	7	1,854	1,629
The Citadel	10	3	17	8	2,017	1,946
William & Mary	9	6	14	10	1,801	1,719
Furman	6	7	15	11	1,910	1,879
Richmond	5	11	9	14	1,763	1,846
George Washington	3	9	9	17	2,073	2,202
VMI	3	11	5	17	1,694	1,784
Davidson	2	10	9	14	1,549	1,606

1961-62

	CONF		ALL			
	W	L	W	L	Pts.	Opp.
West Virginia	12	1	24	6	2,562	2,221
Virginia Tech	9	3	19	6	2,047	1,831
Furman	8	5	15	12	2,025	1,999
George Washington	6	7	9	15	1,752	1,949
Davidson	5	6	14	11	1,726	1,744
VMI	6	8	9	11	1,469	1,559
The Citadel	4	8	8	15	1,669	1,734
Richmond	5	11	6	21	1,812	2,015
William & Mary	5	11	7	17	1,633	1,737

1962-63

	CONF		ALL			
	W	L	W	L	Pts.	Opp.
West Virginia	11	2	23	8	2,554	2,311
Davidson	8	3	20	7	2,061	1,777
William & Mary	10	5	15	9	1,676	1,551
Furman	9	6	14	14	1,937	2,018
George Washington	6	6	8	15	1,618	1,699
Virginia Tech	6	6	12	12	1,758	1,743
VMI	6	10	6	15	1,544	1,644
Richmond	3	13	7	18	1,624	1,851
The Citadel	2	10	3	20	1,518	1,802

1963-64

	CONF		ALL			
	W	L	W	L	Pts.	Opp.
Davidson	9	2	22	4	2,322	1,832
West Virginia	11	3	18	10	2,178	2,108
Virginia Tech	7	3	16	7	1,813	1,708
VMI	7	7	12	12	1,783	1,851
Furman	7	8	11	15	1,652	1,677
George Washington	5	7	11	15	2,002	2,067
William & Mary	5	9	9	13	1,505	1,475
The Citadel	4	8	11	10	1,528	1,527
Richmond	4	12	6	16	1,498	1,721

1964-65

	CONF		ALL			
	W	L	W	L	Pts.	Opp.
Davidson	12	0	24	2	2,300	1,843
Virginia Tech	8	3	13	10	1,878	1,775
The Citadel	8	5	13	11	1,872	1,814
West Virginia	8	6	14	15	2,315	2,322
George Washington	6	7	10	13	1,728	1,800
William & Mary	6	8	12	13	1,667	1,678
Richmond	6	10	10	16	1,880	2,012
VMI	5	9	8	13	1,560	1,612
Furman	1	13	6	19	1,877	2,066
East Carolina	0	0	12	10	1,660	1,646

1965-66

	CONF		ALL			
	W	L	W	L	Pts.	Opp.
Davidson	11	1	21	7	2,403	2,013
West Virginia	8	2	19	9	2,423	2,334
William & Mary	8	3	13	12	1,770	1,792
Richmond	9	7	12	13	2,119	2,170
East Carolina	5	7	11	15	2,023	2,035
Furman	4	8	9	17	1,862	2,220
VMI	5	11	5	18	1,782	1,880
The Citadel	4	9	7	16	1,669	1,795
George Washington	3	9	3	18	1,584	1,952

1966-67

	CONF		ALL			
	W	L	W	L	Pts.	Opp.
West Virginia	9	1	19	9	2,442	2,248
Davidson	8	4	15	12	2,033	1,971
William & Mary	8	5	14	11	1,819	1,802
Richmond	9	7	11	12	1,844	1,910
The Citadel	6	7	8	17	1,974	2,116
George Washington	5	7	6	18	1,685	1,876
Furman	4	6	9	15	1,710	1,884
East Carolina	4	8	7	17	1,630	4,837
VMI	4	12	5	16	1,506	1,593

1967-68

	CONF		ALL			
	W	L	W	L	Pts.	Opp.
Davidson	9	1	24	5	2,334	1,997
West Virginia	9	2	19	9	2,260	2,118
The Citadel	6	5	11	14	1,779	1,856
VMI	8	7	9	12	1,575	1,637
Furman	6	6	13	14	1,892	2,001
Richmond	7	8	12	13	2,052	2,140
East Carolina	6	7	9	16	1,928	1,987
William & Mary	4	10	6	18	1,846	1,996
George Washington	2	12	5	19	1,586	1,944

1968-69

	CONF		ALL			
	W	L	W	L	Pts.	Opp.
Davidson	9	0	27	3	2,613	2,209
East Carolina	9	2	17	11	2,323	2,259
George Washington	7	5	14	11	2,115	2,034
Richmond	6	8	13	14	2,317	2,336
Furman	5	6	9	17	1,921	2,105
The Citadel	5	8	13	12	1,927	2,036
William & Mary	3	8	6	20	1,760	2,075
VMI	3	11	5	18	1,725	1,874

1969-70

	CONF		ALL			
	W	L	W	L	Pts.	Opp.
Davidson	10	0	22	5	2,265	1,947
East Carolina	9	2	16	10	2,124	1,973
George Washington	6	4	12	15	2,011	2,117
Furman	5	6	13	13	1,923	1,951
William & Mary	5	7	11	16	2,136	2,219
The Citadel	4	8	8	16	1,666	1,818
Richmond	4	9	9	18	1,976	2,111
VMI	3	10	6	19	1,605	1,905

1970-71

	CONF		ALL			
	W	L	W	L	Pts.	Opp.
Davidson	9	1	15	11	1,860	1,723
William & Mary	7	3	11	16	1,952	2,121
East Carolina	7	4	13	11	1,902	1,865
The Citadel	6	5	13	12	1,840	1,792
Furman	5	5	15	12	2,182	2,159
Richmond	3	9	7	21	2,023	2,270
VMI	1	11	1	25	1,625	2,123

1971-72

	CONF		ALL			
	W	L	W	L	Pts.	Opp.
Davidson	8	2	19	9	2,326	2,139
Furman	8	3	17	11	2,592	2,449
William & Mary	6	4	10	17	1,950	2,034
East Carolina	7	5	15	14	2,187	2,280
The Citadel	5	6	12	13	1,945	1,895
Richmond	3	9	3	19	1,674	2,040
VMI	2	10	6	19	1,663	2,071
Appalachian State	0	0	8	18	2,065	2,217

1972-73

	CONF		ALL			
	W	L	W	L	Pts.	Opp.
Davidson	9	1	18	9	2,295	2,160
Furman	11	2	20	9	2,500	2,215
East Carolina	7	7	12	12	1,845	1,922
The Citadel	6	7	11	15	1,764	1,864
William & Mary	5	6	10	17	2,043	2,215
Richmond	5	9	8	16	1,752	1,825
Appalachian State	3	8	6	20	1,949	2,334
VMI	3	9	7	19	1,706	1,966

1973-74

	CONF		ALL			
	W	L	W	L	Pts.	Opp.
Furman	11	1	22	9	2,425	2,247
Richmond	10	4	16	12	2,096	2,145
Davidson	7	3	18	9	2,152	2,065
East Carolina	8	6	13	12	1,827	1,807
William & Mary	5	6	9	18	1,862	2,072
The Citadel	4	9	10	14	1,644	1,655
VMI	3	9	6	18	1,594	1,683
Appalachian State	1	11	6	19	1,752	2,002

1974-75

	CONF		ALL			
	W	L	W	L	Pts.	Opp.
Furman	12	0	22	7	2,402	2,166
East Carolina	11	3	19	9	2,348	2,189
William & Mary	6	5	16	12	1,908	1,859
Richmond	7	7	10	16	2,126	2,284
VMI	6	6	13	13	2,108	2,061
Davidson	4	6	7	19	1,930	2,243
The Citadel	2	11	5	15	1,606	1,751
Appalachian State	1	11	3	23	1,633	1,995

1975-76

	CONF		ALL			
	W	L	W	L	Pts.	Opp.
VMI	9	3	22	10	2,450	2,164
William & Mary	8	3	15	13	2,008	1,935
East Carolina	7	7	11	15	1,875	2,047
Richmond	7	7	14	14	2,131	2,123
Appalachian State	6	6	13	14	1,795	1,963
The Citadel	6	7	10	17	2,021	2,110
Furman	5	7	9	18	2,034	2,224
Davidson	1	9	5	21	1,906	2,131

1976-77

	CONF		ALL			
	W	L	W	L	Pts.	Opp.
Furman	8	2	18	10	2,347	2,236
VMI	8	2	26	4	2,421	2,152
Appalachian State	8	4	17	12	1,940	1,968
William & Mary	7	4	16	14	2,176	2,012
East Carolina	3	9	10	18	1,905	2,028
Davidson	2	8	5	22	1,597	1,842
The Citadel	2	9	8	19	1,882	2,105
Chattanooga	0	0	27	5	2,840	2,449
Western Carolina	0	0	8	16	1,732	1,887
Marshall	0	0	8	19	2,187	2,376

1977-78

	CONF		ALL			
	W	L	W	L	Pts.	Opp.
Appalachian State	9	3	15	13	2,223	2,080
VMI	7	3	21	7	2,247	2,067
Marshall	8	5	14	15	2,279	2,245
Furman	7	5	19	11	2,501	2,292
Chattanooga	7	5	16	11	2,219	2,191
Western Carolina	4	8	7	19	1,765	1,924
Davidson	3	7	9	18	2,171	2,105
The Citadel	2	11	8	19	1,982	2,097

1978-79

	CONF		ALL			
	W	L	W	L	Pts.	Opp.
Appalachian State	11	3	23	6	2,087	1,843
Furman	9	3	20	9	2,398	2,112
The Citadel	10	4	20	7	2,118	1,889
Western Carolina	5	7	14	14	1,928	4,936
Marshall	5	8	11	16	2,011	2,068
Davidson	3	7	8	19	2,075	2,261
Chattanooga	3	8	14	13	1,988	1,986
VMI	2	8	12	15	2,041	2,151
ETSU	0	0	16	11	2,031	1,933

YEAR-BY-YEAR STANDINGS

1979-80

	CONF W	CONF L	ALL W	ALL L	Pts.	Opp.
Furman	14	1	23	7	2,427	2,220
Marshall	10	6	17	12	2,131	2,069
Western Carolina	9	7	17	10	2,089	1,887
ETSU	8	7	15	13	2,006	1,905
Chattanooga	7	9	13	14	1,859	1,858
Appalachian State	6	10	12	16	1,723	1,760
The Citadel	6	10	14	13	1,833	1,876
VMI	6	10	11	16	1,973	2,043
Davidson	4	11	8	18	1,861	1,984

1980-81

	CONF W	CONF L	ALL W	ALL L	Pts.	Opp.
Appalachian State	11	5	20	9	1,922	1,831
Davidson	11	5	13	14	2,107	2,161
Chattanooga	11	5	21	9	2,341	2,111
ETSU	9	7	13	14	1,969	1,908
Western Carolina	9	7	18	10	2,252	2,071
Furman	8	8	11	16	1,961	2,064
Marshall	8	8	18	10	2,281	2,163
VMI	3	13	4	23	1,742	2,083
The Citadel	2	14	9	17	1,679	1,767

1981-82

	CONF W	CONF L	ALL W	ALL L	Pts.	Opp.
Chattanooga	15	1	27	4	2,258	1,871
Western Carolina	11	5	19	8	2,059	1,827
Davidson	9	7	14	15	1,785	1,851
ETSU	8	8	13	15	2,256	2,194
Marshall	8	8	16	11	2,161	2,079
The Citadel	7	9	14	14	1,901	1,933
Furman	7	9	11	16	1,973	2,013
Appalachian State	6	10	11	15	1,630	1,673
VMI	1	15	1	25	1,611	2,180

1982-83

	CONF W	CONF L	ALL W	ALL L	Pts.	Opp.
Chattanooga	15	1	26	4	2,159	1,864
Marshall	13	3	20	8	2,212	1,969
ETSU	12	4	22	9	2,298	2,159
Western Carolina	9	7	17	12	2,155	2,016
Davidson	8	8	13	15	1,783	1,849
The Citadel	7	9	12	16	1,816	1,825
Furman	4	12	9	20	1,752	1,907
Appalachian State	3	13	6	21	1,607	1,809
VMI	1	15	2	25	1,586	1,994

1983-84

	CONF W	CONF L	ALL W	ALL L	Pts.	Opp.
Marshall	13	3	25	6	2,601	2,252
Chattanooga	12	4	24	7	2,393	2,043
Western Carolina	9	7	15	13	2,174	2,125
Appalachian State	8	8	13	16	1,892	1,966
The Citadel	8	8	14	14	2,095	2,070
Furman	7	9	12	17	1,979	2,072
ETSU	6	10	9	19	1,761	1,954
Davidson	5	11	9	19	1,731	1,811
VMI	4	12	8	19	1,640	1,862

1984-85

	CONF W	CONF L	ALL W	ALL L	Pts.	Opp.
Chattanooga	14	2	24	8	2,286	2,124
Marshall	12	4	21	13	2,559	2,361
The Citadel	11	5	18	11	2,247	2,177
Western Carolina	8	8	14	14	2,031	1,960
Appalachian State	7	9	14	14	2,017	1,936
VMI	7	9	16	14	1,863	1,816
Davidson	6	10	10	20	2,017	2,078
Furman	4	12	7	21	1,767	1,900
ETSU	3	13	9	18	1,798	1,979

1985-86

	CONF W	CONF L	ALL W	ALL L	Pts.	Opp.
Chattanooga	12	4	21	10	2,232	2,097
Davidson	10	6	20	11	2,170	1,974
Marshall	10	6	19	11	2,285	2,217
Appalachian State	9	7	17	12	1,863	1,900
ETSU	8	8	13	16	2,159	2,191
Western Carolina	8	8	14	14	2,022	2,020
The Citadel	5	11	10	18	2,054	2,165
Furman	5	11	10	17	1,783	1,862
VMI	5	11	11	17	2,004	2,081

1986-87

	CONF W	CONF L	ALL W	ALL L	Pts.	Opp.
Marshall	15	1	25	6	2,494	2,258
Chattanooga	14	2	21	8	2,166	2,017
Davidson	12	4	20	10	2,276	2,059
Furman	10	6	17	12	2,119	2,061
The Citadel	6	10	13	15	2,163	2,115
VMI	5	11	11	17	1,991	2,122
Western Carolina	4	12	10	19	1,979	2,133
Appalachian State	3	13	7	21	1,819	2,050
ETSU	3	13	7	21	1,948	2,243

1987-88

	CONF W	CONF L	ALL W	ALL L	Pts.	Opp.
Marshall	14	2	24	8	2,683	2,427
Furman	11	5	18	10	2,101	1,980
Davidson	9	7	15	13	2,068	2,055
ETSU	9	7	14	15	2,188	2,285
Appalachian State	8	8	16	13	2,210	2,192
Chattanooga	8	8	20	13	2,490	2,390
VMI	6	10	13	17	2,080	2,188
The Citadel	5	11	8	20	2,000	2,247
Western Carolina	2	14	8	19	1,976	2,101

1988-89

	CONF W	CONF L	ALL W	ALL L	Pts.	Opp.
Chattanooga	10	4	18	12	2,311	2,303
Furman	9	5	17	12	2,172	2,216
Appalachian State	8	6	20	8	2,130	1,945
ETSU	7	7	20	11	2,652	2,550
The Citadel	7	7	16	12	2,159	2,045
Marshall	6	8	15	15	2,530	2,542
VMI	5	9	11	17	2,138	2,132
Western Carolina	4	10	12	16	1,998	2,023

1989-90

	CONF W	CONF L	ALL W	ALL L	Pts.	Opp.
ETSU	12	2	27	7	3,032	2,673
Marshall	9	5	15	13	2,132	2,061
Appalachian State	8	6	19	11	2,452	2,294
VMI	7	7	13	15	2,239	2,224
Chattanooga	7	7	14	14	2,124	2,109
The Citadel	5	9	12	16	2,076	2,179
Furman	5	9	15	16	2,380	2,419
Western Carolina	3	11	10	18	2,086	2,196

1990-91

	CONF W	CONF L	ALL W	ALL L	Pts.	Opp.
Furman	11	3	20	9	2,354	2,177
ETSU	11	3	28	5	3,103	2,534
Chattanooga	11	3	19	10	2,344	2,183
Appalachian State	7	7	16	14	2,183	2,488
Marshall	7	7	14	14	2,301	2,336
VMI	5	9	10	18	1,997	2,167
Western Carolina	3	11	11	17	2,266	2,430
The Citadel	1	13	6	22	2,040	2,379

1991-92

	CONF W	CONF L	ALL W	ALL L	Pts.	Opp.
ETSU	12	2	24	7	2,670	2,408
Chattanooga	12	2	23	7	2,426	2,157
Furman	9	5	17	11	2,188	2,040
Appalachian State	9	5	15	14	2,230	2,178
Western Carolina	5	9	11	17	2,242	2,361
Marshall	3	11	7	22	2,093	2,329
VMI	3	11	10	18	1,927	2,060
The Citadel	3	11	10	18	1,955	2,194

1992-93

	CONF W	CONF L	ALL W	ALL L	Pts.	Opp.
Chattanooga	16	2	26	7	2,820	2,385
ETSU	12	6	19	10	2,413	2,254
Georgia Southern	12	6	19	9	2,216	2,110
Marshall	11	7	16	11	2,112	2,062
Davidson	10	8	14	14	2,078	2,040
The Citadel	8	10	10	17	1,737	1,928
Appalachian State	8	10	13	15	2,276	2,295
Furman	8	10	11	17	2,093	2,142
VMI	3	15	5	22	1,780	2,058
Western Carolina	2	16	6	21	1,868	2,034

1993-94

	CONF W	CONF L	ALL W	ALL L	Pts.	Opp.
Chattanooga	14	4	23	7	2,451	2,309
Davidson	13	5	22	8	2,294	2,113
ETSU	13	5	16	14	2,512	2,430
Appalachian State	12	6	16	11	2,070	2,055
Georgia Southern	9	9	14	14	2,111	2,101
Western Carolina	8	10	12	16	2,048	2,105
Marshall	7	11	9	18	1,990	2,219
The Citadel	6	12	11	16	1,871	1,873
Furman	6	12	10	18	1,939	2,104
VMI	2	16	5	23	1,807	2,059

1994-95

North Division

	CONF W	CONF L	ALL W	ALL L	Pts.	Opp.
Marshall	10	4	18	9	2,279	2,095
ETSU	9	5	14	14	2,217	2,205
Davidson	7	7	14	13	2,004	1,935
VMI	6	8	10	17	2,154	2,370
Appalachian State	4	10	9	20	1,251	2,285

South Division

	CONF W	CONF L	ALL W	ALL L	Pts.	Opp.
Chattanooga	11	3	19	11	2,294	2,170
Western Carolina	8	6	14	14	2,103	2,160
The Citadel	6	8	11	16	1,837	1,938
Furman	6	8	10	17	1,820	1,862
Georgia Southern	3	11	8	20	1,892	2,095

1995-96

North Division

	CONF W	CONF L	ALL W	ALL L	Pts.	Opp.
Davidson	14	0	25	5	2,618	2,047
VMI	10	4	18	10	2,359	2,228
Marshall	8	6	17	11	2,560	2,351
#ETSU	3	11	7	20	1,992	2,210
Appalachian State	3	11	8	21	2,027	2,310

#won tiebreaker to earn fourth place

South Division

	CONF W	CONF L	ALL W	ALL L	Pts.	Opp.
Western Carolina	10	4	17	13	2,415	2,397
Chattanooga	9	5	15	12	1,977	1,827
Furman	6	8	10	17	1,982	2,128
The Citadel	5	9	10	16	1,795	1,958
Georgia Southern	2	12	3	23	1,470	1,825

1996-97

North Division

	CONF W	CONF L	ALL W	ALL L	Pts.	Opp.
Marshall	10	4	20	9	2,314	2,172
Davidson	10	4	18	10	2,105	1,911
Appalachian State	8	6	14	14	1,990	1,953
VMI	7	7	12	16	2,170	2,187
ETSU	2	12	7	20	1,616	1,961

South Division

	CONF W	CONF L	ALL W	ALL L	Pts.	Opp.
Chattanooga	11	3	24	11	2,674	2,281
Western Carolina	7	7	14	13	1,990	2,011
The Citadel	6	8	13	14	1,932	1,857
Georgia Southern	5	9	10	18	1,722	2,015
Furman	4	10	10	17	1,796	1,850

1997-98

North Division

	CONF W	CONF L	ALL W	ALL L	Pts.	Opp.
Davidson	13	2	20	10	2,138	1,987
Appalachian State	13	2	21	8	2,089	1,913
VMI	8	7	14	13	2,032	2,027
Western Carolina	6	9	12	15	1,965	1,979
ETSU	6	9	11	16	1,772	1,808
UNCG	6	9	9	19	1,783	1,986

South Division

	CONF W	CONF L	ALL W	ALL L	Pts.	Opp.
Chattanooga	7	7	13	15	1,761	1,809
Wofford	6	8	9	18	1,746	1,892
The Citadel	6	8	15	13	1,816	1,741
Furman	5	9	9	20	1,787	1,954
Georgia Southern	4	10	10	18	1,824	1,909

#SoConHoops

YEAR-BY-YEAR STANDINGS



College of Charleston coach John Kresse led the Cougars to a perfect 16-0 record and the SoCon tournament title in their first season in the league (1998-99).

1998-99

North Division	CONF W	CONF L	ALL W	ALL L	Pts.	Opp.
Appalachian State	13	3	21	8	2,168	1,916
Davidson	11	5	16	11	2,058	1,844
ETSU	9	7	17	11	2,027	1,937
VMI	9	7	12	15	1,897	2,020
UNCG	5	11	7	20	1,756	1,998
Western Carolina	2	14	8	21	1,854	2,292

South Division	CONF W	CONF L	ALL W	ALL L	Pts.	Opp.
College of Charleston	16	0	28	3	2,258	1,834
Chattanooga	9	7	16	12	1,898	1,820
Wofford	8	8	11	16	1,875	1,912
Georgia Southern	6	10	11	17	1,793	1,862
Furman	5	11	12	16	1,878	1,942
The Citadel	3	13	9	18	1,576	1,678

1999-2000

North Division	CONF W	CONF L	ALL W	ALL L	Pts.	Opp.
Appalachian State	13	3	23	9	2,530	2,228
Davidson	10	6	15	13	2,068	1,973
UNCG	9	7	15	13	2,007	2,024
ETSU	8	8	14	15	2,003	2,057
Western Carolina	7	9	14	14	2,150	2,248
VMI	1	15	6	23	2,053	2,247

South Division	CONF W	CONF L	ALL W	ALL L	Pts.	Opp.
College of Charleston	13	3	24	6	2,035	1,759
Georgia Southern	10	6	16	12	2,158	2,209
Wofford	8	8	14	16	2,078	2,184
Chattanooga	6	10	10	19	2,018	2,102
The Citadel	5	10	9	20	1,891	2,109
Furman	5	10	14	18	2,252	2,190

2000-01

North Division	CONF W	CONF L	ALL W	ALL L	Pts.	Opp.
ETSU	13	3	18	10	2,034	1,825
UNCG	10	6	19	12	2,282	2,230
Appalachian State	7	9	11	20	2,005	2,186
Davidson	7	9	15	17	2,208	2,238
VMI	5	11	9	19	1,905	2,039
Western Carolina	3	13	6	25	2,030	2,341

South Division	CONF W	CONF L	ALL W	ALL L	Pts.	Opp.
College of Charleston	12	4	22	7	1,942	1,739
Chattanooga	9	7	17	13	2,195	2,094
The Citadel	9	7	16	12	1,927	1,854
Georgia Southern	9	7	15	15	2,296	2,261
Wofford	7	9	12	16	1,990	1,928
Furman	5	11	10	16	1,730	1,725

2001-02

North Division	CONF W	CONF L	ALL W	ALL L	Pts.	Opp.
Davidson	11	5	21	9	2,192	2,046
UNCG	11	5	20	10	2,238	2,122
ETSU	11	5	18	10	2,281	2,039
Western Carolina	6	10	12	16	2,180	2,177
Appalachian State	5	11	10	18	2,140	2,211
VMI	5	11	10	18	2,141	2,300

South Division	CONF W	CONF L	ALL W	ALL L	Pts.	Opp.
College of Charleston	9	7	21	9	2,082	1,824
Georgia Southern	9	7	16	12	2,230	2,088
Chattanooga	9	7	16	14	2,195	2,115
The Citadel	8	8	17	12	2,115	1,980
Furman	7	9	17	14	2,143	2,046
Wofford	5	11	11	18	1,939	2,002

2002-03

North Division	CONF W	CONF L	ALL W	ALL L	Pts.	Opp.
Davidson	11	5	17	10	2,180	1,920
ETSU	11	5	20	11	2,543	2,332
Appalachian State	11	5	19	10	2,434	2,309
Western Carolina	6	10	9	19	2,044	2,108
VMI	3	13	10	20	1,952	2,147
UNCG	3	13	7	22	2,042	2,193

South Division	CONF W	CONF L	ALL W	ALL L	Pts.	Opp.
College of Charleston	13	3	25	8	2,461	2,233
Chattanooga	11	5	21	9	2,435	2,221
Wofford	8	8	14	15	2,209	2,142
Furman	8	8	14	17	2,047	2,053
Georgia Southern	8	8	16	13	2,226	2,207
The Citadel	3	13	8	20	1,858	1,933

2003-04

North Division	CONF W	CONF L	ALL W	ALL L	Pts.	Opp.
ETSU	15	1	27	6	2,618	2,291
Chattanooga	10	6	19	11	2,463	2,260
Elon	7	9	12	18	2,067	2,200
UNCG	7	9	11	17	2,043	2,103
Western Carolina	6	10	13	15	2,092	1,966
Appalachian State	4	12	9	21	2,091	2,170

South Division	CONF W	CONF L	ALL W	ALL L	Pts.	Opp.
Georgia Southern	11	5	21	8	2,337	2,066
Davidson	11	5	17	12	2,119	2,054
College of Charleston	11	5	20	9	2,134	1,966
Furman	8	8	17	12	2,123	1,940
Wofford	4	12	9	20	2,118	2,266
The Citadel	2	14	6	22	1,640	2,003

2004-05

North Division	CONF W	CONF L	ALL W	ALL L	Pts.	Opp.
Chattanooga	10	6	20	11	2,253	2,034
UNCG	9	7	18	12	2,710	2,186
Appalachian State	9	7	18	12	2,192	2,070
Elon	5	11	8	23	1,868	2,090
ETSU	4	12	10	19	2,228	2,283
Western Carolina	3	13	8	22	2,094	2,259

South Division	CONF W	CONF L	ALL W	ALL L	Pts.	Opp.
Davidson	16	0	23	9	2,316	2,102
College of Charleston	10	6	18	10	2,018	1,897
Georgia Southern	10	6	18	13	2,506	2,331
Furman	9	7	16	13	2,120	1,903
Wofford	7	9	14	14	2,040	1,961
The Citadel	4	12	12	16	1,868	1,953

2005-06

North Division	CONF W	CONF L	ALL W	ALL L	Pts.	Opp.
Elon	10	4	15	14	1,946	1,977
Chattanooga	8	6	19	13	2,320	2,245
Western Carolina	7	7	13	17	2,048	2,013
Appalachian State	6	8	14	16	2,100	2,113
UNCG	4	10	12	19	2,132	2,239

South Division	CONF W	CONF L	ALL W	ALL L	Pts.	Opp.
Georgia Southern	11	4	20	10	2,325	2,180
Davidson	10	5	20	11	2,403	2,137
College of Charleston	9	6	17	11	2,052	1,861
Furman	8	7	15	13	2,021	1,921
Wofford	6	9	11	18	1,947	1,909
The Citadel	1	14	10	21	2,088	2,249

2006-07

North Division	CONF W	CONF L	ALL W	ALL L	Pts.	Opp.
Appalachian State	15	3	25	8	2,508	2,239
UNCG	12	6	16	14	2,083	2,055
Western Carolina	7	11	11	20	2,180	2,281
Chattanooga	6	12	15	18	2,261	2,256
Elon	5	13	7	23	1,874	2,112

South Division	CONF W	CONF L	ALL W	ALL L	Pts.	Opp.
Davidson	17	1	29	5	2,765	2,336
College of Charleston	13	5	22	11	2,290	2,166
Furman	8	10	15	16	2,102	2,127
Georgia Southern	7	11	15	16	2,144	2,116
Wofford	5	13	10	20	2,129	2,256
The Citadel	4	14	7	23	1,758	2,041

2007-08

North Division	CONF W	CONF L	ALL W	ALL L	Pts.	Opp.
Chattanooga	13	7	18	13	2,344	2,260
Appalachian State	13	7	18	13	2,214	2,147
UNCG*	12	8	19	12	2,194	2,061
Elon	9	11	14	19	2,074	2,156
Western Carolina	6	14	10	21	1,979	2,140

* later vacated six wins (including four SoCon wins)

South Division	CONF W	CONF L	ALL W	ALL L	Pts.	Opp.
Davidson	20	0	29	7	2,803	2,274
Georgia Southern	13	7	20	12	2,400	2,286
College of Charleston	9	11	16	17	2,391	2,388
Wofford	8	12	16	16	2,147	2,136
Furman	6	14	7	23	1,837	2,142
The Citadel	1	19	6	24	1,903	2,228

2008-09

North Division	CONF W	CONF L	ALL W	ALL L	Pts.	Opp.
Western Carolina	11	9	16	15	2,293	2,251
Chattanooga	11	9	18	17	2,657	2,687
Samford	9	11	16	16	1,972	1,990
Appalachian State	9	11	13	18	2,356	2,381
Elon	7	13	11	20	2,041	2,197
UNCG	4	16	5	25	1,888	2,216

South Division	CONF W	CONF L	ALL W	ALL L	Pts.	Opp.
Davidson	18	2	27	8	2,724	2,306
College of Charleston	15	5	27	9	2,781	2,616
The Citadel	15	5	20	13	2,203	2,134
Wofford	12	8	16	14	2,065	2,070
Georgia Southern	5	15	8	22	2,114	2,363
Furman	4	16	6	24	1,830	2,130

2009-10

North Division	CONF W	CONF L	ALL W	ALL L	Pts.	Opp.
Appalachian State	13	5	24	13	2,766	2,567
Western Carolina	11	7	22	12	2,525	2,352
Chattanooga	6	12	15	18	2,305	2,379
UNCG	6	12	8	23	1,966	2,226
Samford	6	12	11	20	1,789	1,881
Elon	5	13	9	23	2,141	2,335

SoConSports.com

YEAR-BY-YEAR STANDINGS

South Division	CONF		ALL			
	W	L	W	L	Pts.	Opp.
Wofford	15	3	26	9	2,408	2,134
College of Charleston	14	4	22	12	2,549	2,493
Davidson	11	7	16	15	2,202	2,149
The Citadel	9	9	16	16	1,950	1,914
Furman	7	11	13	17	2,052	2,059
Georgia Southern	6	12	9	12	2,260	2,529

2010-11

North Division	CONF		ALL			
	W	L	W	L	Pts.	Opp.
Western Carolina	12	6	18	15	2,303	2,275
Chattanooga	12	6	16	16	2,274	2,380
Appalachian State	10	8	16	15	2,265	2,269
Elon	7	11	14	17	2,301	2,301
UNCG	6	12	7	24	2,204	2,501
Samford*	4	14	12	19	1,880	2,072

* later vacated six wins (one SoCon win)

South Division	CONF		ALL			
	W	L	W	L	Pts.	Opp.
College of Charleston	14	4	26	11	2,821	2,554
Wofford	14	4	21	13	2,502	2,313
Furman	12	6	22	11	2,271	2,124
Davidson	10	8	18	15	2,392	2,266
The Citadel	6	12	10	22	2,049	2,237
Georgia Southern	1	17	5	27	2,090	2,423

2011-12

North Division	CONF		ALL			
	W	L	W	L	Pts.	Opp.
UNCG	10	8	13	19	2,231	2,457
Elon	9	9	15	16	2,175	2,226
Western Carolina	8	10	17	18	2,503	2.459
Samford	8	10	11	19	1,984	2,092
Appalachian State	7	11	13	18	2,121	2,175
Chattanooga	5	13	11	21	2,260	2,204

South Division	CONF		ALL			
	W	L	W	L	Pts.	Opp.
Davidson	16	2	25	8	2,571	2,238
Wofford	12	6	19	14	2,110	2,087
Georgia Southern	12	6	15	15	2,110	2,087
College of Charleston	10	8	15	16	2,191	2,117
Furman	8	10	15	16	2,006	2,022
The Citadel	3	15	6	24	1,925	2,158

2012-13

North Division	CONF		ALL			
	W	L	W	L	Pts.	Opp.
Elon	13	5	21	12	2,273	2,144
Appalachian State	10	8	15	16	2,211	2,221
Western Carolina	9	9	14	19	2,288	2,299
Samford	9	9	11	21	1,957	2,114
Chattanooga	8	10	13	19	2,218	2,318
UNCG	6	12	9	22	2,222	2,286

South Division	CONF		ALL			
	W	L	W	L	Pts.	Opp.
Davidson	17	1	26	8	2,490	2,110
College of Charleston	14	4	21	11	2,297	2,176
Georgia Southern	7	11	14	19	2,050	2,148
Wofford	7	11	13	19	1,858	1,890
The Citadel	5	13	8	22	1,931	2,195
Furman	3	15	7	24	1,869	2,180

2013-14

CONF		ALL			
W	L	W	L	Pts.	Opp.
15	1	20	13	2,591	2,404
12	4	18	15	2,489	2,439
11	5	20	13	2,205	2,054
11	5	18	14	2,392	2,281
10	6	19	15	2,524	2,469
7	9	14	18	2,267	2,373
6	10	15	19	2,406	2,395
6	10	13	20	2,327	2,521
5	11	9	21	2,034	2,152
3	13	9	21	1,955	2,196
2	14	7	26	2,211	2,453

2014-15

CONF		ALL			
W	L	W	L	Pts.	Opp.
16	2	28	7	2,331	2,089
15	3	22	10	2,325	2,141
12	6	19	16	2,334	2,196
9	9	15	17	2,251	2,284
8	10	16	14	2,201	2,140
7	11	11	19	2,415	2,428
6	12	13	19	2,216	2,301
6	12	11	19	1,919	2,058
6	12	11	22	2,290	2,337
5	13	11	22	2,098	2,245

2015-16

CONF		ALL			
W	L	W	L	Pts.	Opp.
15	3	29	6	2,652	2,364
14	4	24	12	2,813	2,687
11	7	19	6	2,487	2,333
11	7	15	17	2,296	2,295
10	8	16	18	2,479	2,490
10	8	16	18	2,469	2,494
8	10	19	15	2,446	2,339
4	14	14	19	2,440	2,442
4	14	9	21	2,081	2,264
3	15	10	22	2,753	2,962

2016-17

CONF		ALL			
W	L	W	L	Pts.	Opp.
14	4	27	8	2,964	2,438
14	4	25	10	2,628	2,424
14	4	23	12	2,590	2,319
10	8	19	12	2,314	2,132
10	8	16	17	2,593	2,479
9	9	15	17	2,239	2,184
8	10	20	16	2,834	2,733
4	14	12	21	2,964	3,121
4	14	9	23	1,965	2,347
3	15	6	24	2,057	2,346

2017-18

CONF		ALL			
W	L	W	L	Pts.	Opp.
15	3	27	8	2,562	2,189
14	4	25	9	2,556	2,241
13	5	23	10	2,619	2,260
11	7	21	13	2,578	2,405
11	7	19	15	2,561	2,373
8	10	13	19	2,190	2,419
6	12	10	22	2,483	2,639
5	13	11	21	2,639	2,819
4	14	9	21	1,954	2,214
3	15	10	23	2,289	2,424



Steve Forbes led ETSU to 130 wins from 2015-20, including just the fourth 30-win season in SoCon history in 2019-20. His average of 26 wins per season is tied for second by a coach in league history.

2018-19

CONF		ALL			
W	L	W	L	Pts.	Opp.
18	0	30	5	2,879	2,295
15	3	29	7	2,738	2,443
13	5	25	8	2,562	2,182
13	5	24	10	2,707	2,371
7	11	12	20	2,268	2,376
6	12	17	16	2,583	2,487
6	12	11	20	2,248	2,246
4	14	12	18	2,553	2,584
4	14	11	21	2,433	2,617
4	14	7	25	2,304	2,563

2019-20

CONF		ALL			
W	L	W	L	Pts.	Opp.
16	2	30	4	2,593	2,146
15	3	25	7	2,457	2,123
13	5	23	9	2,372	2,020
11	7	17	15	2,294	2,247
10	8	19	12	2,444	2,317
10	8	20	13	2,410	2,261
8	10	19	16	2,523	2,399
4	14	10	23	2,448	2,711
3	15	9	24	2,380	2,346
0	18	6	24	2,244	2,433

2020-21

CONF		ALL			
W	L	W	L	Pts.	Opp.
13	5	21	9	2,189	2,020
12	5	15	9	1,784	1,627
10	5	16	9	1,990	1,723
9	7	18	8	1,888	1,801
8	7	13	12	1,736	1,654
7	7	13	12	2,001	1,897
8	9	18	11	2,225	2,082
5	11	13	12	2,019	1,959
4	13	11	16	2,039	2,129
2	9	6	13	1,460	1,510

2021-22

CONF		ALL			
W	L	W	L	Pts.	Opp.
14	4	27	8	2,596	2,253
12	6	22	12	2,640	2,336
10	8	21	11	2,390	2,363
10	8	19	13	2,322	2,120
9	9	17	15	2,083	2,079
9	9	16	16	2,529	2,375
8	10	16	17	2,325	2,328
7	11	15	17	2,306	2,336
6	12	13	18	2,381	2,382
5	13	11	21	2,261	2,472

2022-23

CONF		ALL			
W	L	W	L	Pts.	Opp.
15	3	28	8	2,911	2,563
15	3	21	11	2,519	2,290
14	4	20	12	2,306	2,064
10	8	18	16	2,513	2,405
8	10	17	16	2,466	2,392
8	10	12	20	2,211	2,208
7	11	18	17	2,702	2,523
6	12	14	19	2,268	2,211
5	13	10	22	2,158	2,374
2	16	7	25	2,220	2,457

2023-24

CONF		ALL			
W	L	W	L	Pts.	Opp.
15	3	29	5	3012	2607
12	6	21	11	2623	2233
12	6	21	12	2581	2362
11	7	22	10	2459	2198
10	8	17	15	2422	2362
10	8	17	16	2384	2506
8	10	19	16	2502	2435
8	10	16	17	2348	2371
3	15	11	21	2260	2289
1	17	4	28	2204	2644

SOCON CHAMPIONS

Year	School	W-L	Pct.	Tournament champion
1920-21				Kentucky
1921-22	Virginia	5-0	1.000	North Carolina
1922-23	North Carolina	5-0	1.000	Mississippi State
1923-24	Tulane	10-0	1.000	North Carolina
1924-25	North Carolina	8-0	1.000	North Carolina
1925-26	Kentucky	8-0	1.000	North Carolina
1926-27	South Carolina	9-1	.900	Vanderbilt
1927-28	Washington & Lee	7-1	.875	Mississippi
1928-29	Washington & Lee	7-1	.875	North Carolina State
1929-30	Alabama	10-0	1.000	Alabama
1930-31	Georgia	15-1	.938	Maryland
1931-32	Kentucky	9-1	.900	Georgia
	Maryland	9-1	.900	
1932-33	South Carolina	3-0	1.000	South Carolina
1933-34	South Carolina	6-0	1.000	Washington & Lee
1934-35	North Carolina	12-1	.923	North Carolina
1935-36	Washington & Lee	10-0	1.000	North Carolina
1936-37	Washington & Lee	11-1	.917	Washington & Lee
1937-38	North Carolina	13-3	.813	Duke
1938-39	Wake Forest	15-3	.833	Clemson
1939-40	Duke	13-2	.867	North Carolina
1940-41	North Carolina	14-1	.933	Duke
1941-42	Duke	15-1	.938	Duke
1942-43	Duke	12-1	.923	George Washington
1943-44	North Carolina	9-1	.900	Duke
1944-45	South Carolina	9-0	1.000	North Carolina
1945-46	North Carolina	13-1	.929	Duke
1946-47	North Carolina State	11-2	.846	North Carolina State
1947-48	North Carolina State	12-0	1.000	North Carolina State
1948-49	North Carolina State	14-1	.933	North Carolina State
1949-50	North Carolina State	12-2	.857	North Carolina State
1950-51	North Carolina State	13-1	.929	North Carolina State
1951-52	West Virginia	15-1	.938	North Carolina State
1952-53	North Carolina State	13-3	.813	Wake Forest
1953-54	George Washington	10-0	1.000	George Washington
1954-55	West Virginia	9-1	.900	West Virginia
1955-56	George Washington	10-2	.833	West Virginia
	West Virginia	10-2	.833	
1956-57	West Virginia	12-0	1.000	West Virginia
1957-58	West Virginia	12-0	1.000	West Virginia
1958-59	West Virginia	11-0	1.000	West Virginia
1959-60	Virginia Tech	12-1	.923	West Virginia
1960-61	West Virginia	11-1	.917	George Washington
1961-62	West Virginia	12-1	.923	West Virginia
1962-63	West Virginia	11-2	.846	West Virginia
1963-64	Davidson	9-2	.818	VMI
1964-65	Davidson	12-0	1.000	West Virginia
1965-66	Davidson	11-1	.917	Davidson
1966-67	West Virginia	9-1	.900	West Virginia
1967-68	Davidson	9-1	.900	Davidson
1968-69	Davidson	9-0	1.000	Davidson
1969-70	Davidson	10-0	1.000	Davidson
1970-71	Davidson	9-1	.900	Furman
1971-72	Davidson	8-2	.800	East Carolina
1972-73	Davidson	9-1	.900	Furman
1973-74	Furman	11-1	.917	Furman
1974-75	Furman	12-0	1.000	Furman
1975-76	VMI	9-3	.750	VMI
1976-77	Furman	8-2	.800	VMI
	VMI	8-2	.800	
1977-78	Appalachian State	9-3	.750	Furman
1978-79	Appalachian State	11-3	.786	Appalachian State
1979-80	Furman	14-1	.933	Furman
1980-81	Appalachian State	11-5	.688	Chattanooga
	Davidson	11-5	.688	
	Chattanooga	11-5	.688	
1981-82	Chattanooga	15-1	.938	Chattanooga
1982-83	Chattanooga	15-1	.938	Chattanooga
1983-84	Marshall	13-3	.813	Marshall
1984-85	Chattanooga	14-2	.875	Marshall
1985-86	Chattanooga	12-4	.750	Davidson
1986-87	Marshall	15-1	.938	Marshall
1987-88	Marshall	14-2	.875	Chattanooga
1988-89	Chattanooga	10-4	.714	ETSU
1989-90	ETSU	12-2	.857	ETSU
1990-91	ETSU	11-3	.786	ETSU
	Furman	11-3	.786	
	Chattanooga	11-3	.786	
1991-92	ETSU	12-2	.857	ETSU
	Chattanooga	12-2	.857	
1992-93	Chattanooga	16-2	.889	Chattanooga
1993-94	Chattanooga	14-4	.778	Chattanooga
1994-95	North — Marshall	10-4	.714	Chattanooga
	South — Chattanooga	11-3	.786	
1995-96	North — Davidson	14-0	1.000	Western Carolina
	South — Western Carolina	10-4	.714	
1996-97	North — Marshall	10-4	.714	Chattanooga
	North — Davidson	10-4	.714	
	South — Chattanooga	11-3	.786	
1997-98	North — Davidson	13-2	.867	Davidson
	North — Appalachian State	13-2	.867	
	South — Chattanooga	7-7	.500	
1998-99	North — Appalachian State	13-3	.813	College of Charleston
	South — Coll. of Charleston	16-0	1.000	
1999-00	North — Appalachian State	13-3	.813	Appalachian State
	South — Coll. of Charleston	13-3	.813	
2000-01	North — ETSU	13-3	.813	UNCG
	South — Coll. of Charleston	12-4	.750	
2001-02	North — Davidson	11-5	.688	Davidson
	North — UNCG	11-5	.688	
	North — ETSU	11-5	.688	
	South — Coll. of Charleston	9-7	.562	
	South — Georgia Southern	9-7	.562	
	South — Chattanooga	9-7	.562	
2002-03	North — Davidson	11-5	.688	ETSU
	North — ETSU	11-5	.688	
	North — Appalachian State	11-5	.688	
	South — Coll. of Charleston	13-3	.812	
2003-04	North — ETSU	15-1	.938	ETSU
	South — Georgia Southern	11-5	.688	
	South — Davidson	11-5	.688	
	South — Coll. of Charleston	11-5	.688	
2004-05	North — Chattanooga	10-6	.625	Chattanooga
	South — Davidson	16-0	1.000	
2005-06	North — Elon	10-4	.714	Davidson
	South — Georgia Southern	11-3	.744	
2006-07	North — Appalachian State	15-3	.833	Davidson
	South — Davidson	17-1	.944	
2007-08	North — Appalachian State	13-7	.650	Davidson
	North — Chattanooga	13-7	.650	
	South — Davidson	20-0	1.000	
2008-09	North — Western Carolina	11-9	.550	Chattanooga
	North — Chattanooga	11-9	.550	
	South — Davidson	18-2	.900	
2009-10	North — Appalachian State	13-5	.722	Wofford
	South — Wofford	15-3	.833	
2010-11	North — Western Carolina	12-6	.667	Wofford
	North — Chattanooga	12-6	.667	
	South — Coll. of Charleston	14-4	.778	
	South — Wofford	14-4	.778	
2011-12	North — UNCG	10-8	.556	Davidson
	South — Davidson	16-2	.889	
2012-13	North — Elon	13-5	.722	Davidson
	South — Davidson	17-1	.944	
2013-14	Davidson	15-1	.938	Wofford
2014-15	Wofford	16-2	.889	Wofford
2015-16	Chattanooga	15-3	.833	Chattanooga
2016-17	ETSU	14-4	.778	ETSU
	Furman	14-4	.778	
	UNCG	14-4	.778	
2017-18	UNCG	15-3	.833	UNCG
2018-19	Wofford	18-0	1.000	Wofford
2019-20	ETSU	16-2	.889	ETSU
2020-21	UNCG	13-5	.722	UNCG
2021-22	Chattanooga	14-4	.778	Chattanooga
2022-23	Furman	15-3	.833	Furman
	Samford	15-3	.833	
2023-24	Samford	15-3	.833	Samford

SoConSports.com

1921
Southern Intercollegiate Basketball Tournament
Atlanta, Ga.

First Round, Feb. 25-26, 1921
Mercer 50, South Carolina 22
Kentucky 50, Tulane 28
Mississippi A&M 41, Furman 7
Millsaps 46, Tennessee 29
Georgia 47, Newberry 23
Alabama Polytechnic Institute 45, Clemson 25
Georgia Tech 53, Birmingham Southern 11

Quarterfinals, Feb. 28, 1921
Kentucky 49, Mercer 25
Mississippi A&M 28, Millsaps 11
Georgia 32, Alabama Polytechnic Institute 24
Georgia Tech 31, Alabama 22

Semifinals, March 1, 1921
Kentucky 20, Mississippi A&M 13
Georgia 26, Georgia Tech 21

Championship, March 2, 1921
Kentucky 20, Georgia 19
KENTUCKY – William King 12, Paul Adkins 6, Basil Hayden 2.
GEORGIA – Billy Anderson 11, Paige Bennett 4, J.S. Owens 2, Mercer Murray 2.
Halftime – Kentucky 8, Georgia 7.

1922
Southern Intercollegiate Basketball Tournament
Atlanta, Ga.

First Round, Feb. 24, 1922
Vanderbilt 37, The Citadel 22
Newberry 32, Auburn 21
Tulane 31, Clemson 20
North Carolina 35, Howard 22
Kentucky 42, Georgetown (Ky.) 21
Chattanooga 57, Furman 30
Georgia 43, Oglethorpe 12
Mercer 32, Centre 27

Second Round, Feb. 25, 1922
North Carolina 32, Newberry 27
Georgia Tech 34, Mississippi State 30
South Carolina 34, Wofford 18
Tennessee 19, Mississippi College 18
Chattanooga 25, Tulane 21
Mercer 35, Kentucky 22
Georgia 27, Vanderbilt 26

Quarterfinals, Feb. 27, 1922
Alabama 29, Tennessee 25
Georgia Tech 34, South Carolina 23
Mercer 25, Chattanooga 18
North Carolina 33, Georgia 25

Semifinals, March 1, 1922
North Carolina 20, Alabama 11
Mercer 29, Georgia Tech 14

Consolation, March 2, 1922
Georgia Tech 33, Alabama 25

Championship, March 2, 1922
North Carolina 40, Mercer 25
NORTH CAROLINA – Cartwright Carmichael 16, McDonald 10, P. Carmichael 6, Perry 6, Purser 2.
MERCER – Harmon 18, Pope 6, Gamble 2.
Halftime – North Carolina 21, Mercer 10.

1923
Southern Intercollegiate Basketball Tournament
Atlanta, Ga.

First Round, Feb. 27, 1923
Furman 40, Millsaps 21
Centre 27, Clemson 23
Vanderbilt 36, Louisiana State 10
North Carolina 28, Mississippi College 21
Chattanooga 43, Georgetown (Ky.) 27
Alabama 44, Wofford 25
Georgia 23, Tennessee 19
Mercer 45, Auburn 24

Second Round, Feb. 28, 1923
Mississippi State 47, Furman 21
Alabama 49, South Carolina 24
Mississippi 34, North Carolina 32
Virginia Tech 26, Vanderbilt 23
Georgia Tech 34, Centre 26
Mercer 34, Newberry 22

Quarterfinals, March 1, 1923
Mercer 28, Alabama 23
Chattanooga 38, Virginia Tech 23
Mississippi State 33, Mississippi 25
Georgia Tech 27, Georgia 22

Semifinals, March 2, 1923
Chattanooga 24, Mercer 19
Mississippi State 25, Georgia Tech 17

Consolation, March 3, 1923
Mercer 30, Georgia Tech 21

Championship, March 3, 1923
Mississippi State 31, Chattanooga 21
MISSISSIPPI STATE – Norris 12, Perkins 9, Sikes 8, Bryant 2.
CHATTANOOGA – Barnes 8, Hill 6, Redd 5, Dyer 2.
Halftime – Mississippi State 14, Chattanooga 7.

1924
Atlanta, Ga.

Preliminary Round, Feb. 28, 1924
Clemson 17, Florida 15

First Round, Feb. 29, 1924
Tulane 60, South Carolina 23
Maryland 34, VMI 19
Alabama 44, Mississippi 42
Vanderbilt 42, Clemson 13
Mississippi State 35, Tennessee 18
Auburn 35, Georgia Tech 29
Georgia 36, Washington & Lee 24
North Carolina 41, Kentucky 20

Quarterfinals, March 1, 1924
North Carolina 37, Vanderbilt 20
Mississippi State 38, Tulane 30
Georgia 29, Maryland 25
Alabama 40, Auburn 19

Semifinals, March 3, 1924
Alabama 37, Georgia 20
North Carolina 33, Mississippi St. 23

Championship, March 4, 1924
North Carolina 26, Alabama 18
NORTH CAROLINA – Cobb 15, Carmichael 6, Devin 4, McDonald 1.
ALABAMA – Carter 6, Stabler 5, McClintock 2, McGauley 2, Probst 2, Hudson 1.
Halftime – North Carolina 13, Alabama 10.

1925
Atlanta, Ga.

Preliminary Round, Feb. 28, 1925
Virginia 31, South Carolina 25
North Carolina 42, Virginia Tech 13

First Round, March 2, 1925
Mississippi 27, VMI 20
Virginia 29, Auburn 27
Kentucky 31, Mississippi State 25
North Carolina State 30, Maryland 18
Tulane 37, Washington & Lee 20
Georgia Tech 31, University of the of South 14
North Carolina 35, Louisiana State 21

Quarterfinals, March 3, 1925
Mississippi 32, Virginia 24
North Carolina 34, Georgia Tech 26
Tulane 41, North Carolina State 24
Georgia 32, Kentucky 31

Semifinals, March 4, 1925
North Carolina 40, Georgia 19
Tulane 44, Mississippi 23



Cartwright Carmichael led North Carolina to tournament titles in 1922 and 1924 while becoming the Tar Heels' first-ever All-American.

Championship, March 5, 1925
North Carolina 36, Tulane 28
NORTH CAROLINA – McDonald 13, Cobb 10, Purser 9, Dodderer 4.
TULANE – E. Hennican 10, Morgan 6, Lind 6, Davidson 2, J. Hennican 2, Wilson 2.
Halftime – North Carolina 14, Tulane 12.

1926
Atlanta, Ga.

First Round, Feb. 26, 1926
North Carolina State 32, Auburn 26
Kentucky 32, VMI 25
Mississippi State 22, Maryland 19
Virginia 29, Tulane 25
North Carolina 52, Clemson 21
Mississippi 50, University of the South 16
Georgia 48, Tennessee 25
Georgia Tech 30, Alabama 27

Quarterfinals, Feb. 27, 1926
Mississippi State 32, North Carolina State 29
North Carolina 25, Virginia 23
Mississippi 36, Georgia Tech 24
Kentucky 39, Georgia 34

Semifinals, March 1, 1926
Mississippi State 31, Kentucky 26
North Carolina 38, Mississippi 23

Championship, March 2, 1926
North Carolina 37, Mississippi State 23
NORTH CAROLINA – Cobb 19, Newcombe 10, Hackney 5, Dodderer 2, Devin 1.
MISSISSIPPI STATE – Ricks 8, Stone 6, Jones 4, Bryant 3, Berry 1, Hartness 1.
Halftime – North Carolina 15, Mississippi State 15.

1927
Atlanta Ga.

First Round, Feb. 25, 1927
Vanderbilt 44, Washington & Lee 32
South Carolina 32, North Carolina State 26
North Carolina 32, Tennessee 17
Auburn 38, Virginia Tech 33
Georgia 36, VMI 14
Georgia Tech 40, Mississippi State 24

SOCON TOURNAMENT RESULTS

Quarterfinals, Feb. 26, 1927
Vanderbilt 32, Mississippi 20
North Carolina 28, Auburn 15
Georgia 27, Maryland 22
South Carolina 32, Georgia Tech 18

Semifinals, Feb. 27, 1927
Vanderbilt 31, South Carolina 25
Georgia 23, North Carolina 20

Championship, March 1, 1927
Vanderbilt 46, Georgia 44
VANDERBILT – Stuart 19, Baker 14, McCall 5, Bridges 4, Moss 4.
GEORGIA – Keen 18, Florence 16, Drew 4, Forbes 4, Turner 2.
Halftime – Georgia 20, Vanderbilt 18.

1928
Atlanta, Ga.
First Round, Feb. 24-25, 1928
Mississippi 40, North Carolina 35
Kentucky 56, South Carolina 40
Virginia 42, Alabama 28
Mississippi State 44, Washington & Lee 24
Auburn 27, Clemson 26
Louisiana State 44, North Carolina 38
Georgia 47, VMI 36
Georgia Tech 50, Florida 24

Quarterfinals, Feb. 26, 1928
Mississippi 55, Louisiana State 28
Mississippi State 44, Virginia 28
Auburn 30, Georgia Tech 29
Kentucky 33, Georgia 18

Semifinals, Feb. 27, 1928
Auburn 42, Mississippi State 34
Mississippi 41, Kentucky 29

Championship, Feb. 28, 1928
Mississippi 31, Auburn 30
MISSISSIPPI – Lee 8, C. Phillips 8, Selby 6, A. Phillips 5, Laird 4.
AUBURN – Akin 15, DuBose 7, Ellis 5, F. James 2, E. James 1.
Halftime – Auburn 15, Mississippi 8.

1929
Atlanta, Ga.
First Round, March 1-2, 1929
Mississippi 37, Maryland 35
Kentucky 29, Tulane 15
Washington & Lee 32, Louisiana State 22
North Carolina State 48, Tennessee 32
Duke 38, Alabama 32
Georgia 42, Auburn 24
North Carolina 43, Mississippi State 18
Clemson 30, Georgia Tech 26

Quarterfinals, March 3, 1929
North Carolina State 31, Clemson 28
Mississippi 50, Washington & Lee 28
Georgia 26, Kentucky 24
Duke 34, North Carolina 17

Semifinals, March 4, 1929
North Carolina State 34, Mississippi 32
Duke 43, Georgia 37

Championship, March 5, 1929
North Carolina State 44, Duke 35
NORTH CAROLINA STATE – Goodwin 14, Haar 11, Johnson 9, Young 8, Warren 2.
DUKE – Croson 12, Councilor 6, Candler 5, Farley 4, Rogers 4, Werber 4.
Halftime – North Carolina State 25, Duke 18.

1930
Atlanta, Ga.
First Round, Feb. 28, 1930
University of the South 25, North Carolina State 19
Washington & Lee 33, Mississippi 29
Alabama 31, Clemson 22
Tennessee 28, VMI 20
Duke 43, Louisiana State 34
Kentucky 26, Maryland 21
Georgia 26, North Carolina 17
Georgia Tech 53, Tulane 31

Quarterfinals, March 1, 1930
Alabama 29, Georgia 26
Kentucky 44, University of the South 22
Tennessee 38, Washington & Lee 29
Duke 44, Georgia Tech 35

Semifinals, March 3, 1930
Duke 37, Kentucky 32
Alabama 32, Tennessee 22

Championship, March 4, 1930
Alabama 31, Duke 24
ALABAMA – Smith 9, Laney 7, Wambsganas 7, O'Neill 6, Hood 2.
DUKE – Werber 10, Croson 6, Rogers 4, Farley 3, Councilor 2.
Halftime – Alabama 15, Duke 11.

1931
Atlanta, Ga.
First Round, Feb. 27, 1931
North Carolina 23, Vanderbilt 21
Auburn 33, Virginia 26
Duke 31, Clemson 27
Tennessee 26, Alabama 20
Maryland 37, Louisiana State 33
Georgia 32, Washington & Lee 31
Kentucky 33, North Carolina State 28
Florida 53, Georgia Tech 48

Quarterfinals, Feb. 28, 1931
Maryland 19, North Carolina 17
Florida 33, Tennessee 29
Kentucky 35, Duke 30
Georgia 31, Auburn 27

Semifinals, March 2, 1931
Maryland 26, Georgia 25
Kentucky 56, Florida 35

Championship, March 3, 1931
Maryland 29, Kentucky 27
MARYLAND – Berger 12, Ronkin 7, Norris 5, Mays 3, Chalmers 2.
KENTUCKY – Bronston 14, McGinnis 7, Yater 5, Worthington 1.
Halftime – Maryland 18, Kentucky 7.

1932
Atlanta, Ga.
First Round, Feb. 26, 1932
Virginia 20, Alabama 16
North Carolina 35, Tennessee 25
Duke 44, Vanderbilt 32
Kentucky 50, Tulane 30
Florida 39, Maryland 24
Auburn 34, North Carolina State 33
Georgia 48, Mississippi State 26
Louisiana State 36, Georgia Tech 33

Quarterfinals, Feb. 27, 1932
Duke 33, Florida 22
North Carolina 43, Kentucky 42
Auburn 30, Louisiana State 22
Georgia 40, Virginia 19

Semifinals, Feb. 28, 1932
North Carolina 52, Auburn 31
Georgia 43, Duke 32

Championship, Feb. 29, 1932
Georgia 26, North Carolina 24
GEORGIA – Young 10, Moran 8, Smith 7, Chandler 1.
NORTH CAROLINA – Hines 11, Alexander 6, Weathers 4, McCachren 2, Edwards 1.
Halftime – Georgia 18, North Carolina 16

1933
Raleigh, N.C.
First Round, Feb. 24, 1933
North Carolina 32, Virginia 27
Washington & Lee 35, North Carolina State 34
Duke 38, Virginia 24
South Carolina 65, Maryland 28

Semifinals, Feb. 25, 1933
South Carolina 34, North Carolina 32
Duke 41, Washington & Lee 32

Championship, Feb. 27, 1933
South Carolina 33, Duke 21
SOUTH CAROLINA – Henderson 13, F. Tompkins 13, B. Tompkins 4, Roland 3.
DUKE – Holbrook 9, J. Thompson 9, H. Thompson 3.
Halftime – Duke 15, South Carolina 13.

1934
Raleigh, N.C.
First Round, March 1, 1934
Washington & Lee 45, Maryland 37
North Carolina 27, Virginia 18
Duke 35, VMI 14
North Carolina State 43, South Carolina 24

Semifinals, March 2, 1934
Washington & Lee 32, North Carolina State 28
Duke 21, North Carolina 18

Championship, March 3, 1934
Washington & Lee 30, Duke 29
WASHINGTON & LEE – Pette 8, Sawyers 7, Smith 6, Jones 5, Fields 4.
DUKE – J. Thompson 10, Mack 7, H. Thompson 6, Bell 2, Ferguson 2, Weaver 2.
Halftime – Duke 23, Washington & Lee 17.

1935
Raleigh, N.C.
First Round, Feb. 28, 1935
North Carolina State 42, VMI 30
Duke 39, Virginia 32
North Carolina 46, South Carolina 25
Washington & Lee 29, Clemson 25

Semifinals, March 1, 1935
North Carolina 30, North Carolina State 28
Washington & Lee 31, Duke 27

Championship, March 2, 1935
North Carolina 35, Washington & Lee 27
NORTH CAROLINA – Aitken 11, Harris 7, Nelson 6, Webster 6, Kaveny 2, McCachren 2, Glace 1.
WASHINGTON & LEE – Pette 8, Smith 8, Fields 5, Ellis 2, Iler 2, Richardson 2.
Halftime – North Carolina 16, Washington & Lee 11.

1936
Raleigh, N.C.
First Round, March 5, 1936
North Carolina 39, Virginia 21
Washington & Lee 36, Virginia Tech 20
Maryland 47, Duke 35
North Carolina State 32, Clemson 31

Semifinals, March 6, 1936
Washington & Lee 38, Maryland 32
North Carolina 31, North Carolina State 28

Championship, March 7, 1936
North Carolina 50, Washington & Lee 45
NORTH CAROLINA – Bershak 15, Kaveny 13, Mullis 6, Ruth 6, McCachren 5, Nelson 5.
WASHINGTON & LEE – Spessard 21, Pette 9, Heath 7, Carson 4, Iler 4.
Halftime – Washington & Lee 31, North Carolina 19.

1937
Raleigh, N.C.
First Round, March 4, 1937
Washington & Lee 42, South Carolina 22
Wake Forest 33, Richmond 24
North Carolina State 42, Maryland 35
North Carolina 34, Duke 30

Semifinals, March 5, 1937
Washington & Lee 27, North Carolina State 23
North Carolina 37, Wake Forest 35

Championship, March 6, 1937
Washington & Lee 44, North Carolina 33
WASHINGTON & LEE – Spessard 25, Borries 8, Iler 7, Carson 2, Frazier 2.

NORTH CAROLINA – Mullis 13, Potts 9, Bershak 5, Ruth 4, McCachren 2.
Halftime – Washington & Lee 23, North Carolina 16.

1938
Raleigh, N.C.
First Round, March 3, 1938
Clemson 35, Richmond 32
Washington & Lee 48, North Carolina 33
Maryland 45, The Citadel 43
Duke 44, North Carolina State 33

Semifinals, March 4, 1938
Clemson 38, Washington & Lee 33
Duke 35, Maryland 32

Championship, March 5, 1938
Duke 40, Clemson 30
DUKE – Swindell 14, Edwards 12, Bergman 8, Hoffman 2, Minor 2, O'Mara 2.
CLEMSON – McFadden 13, Cheves 7, Kitchens 6, Flathman 3, Bryce 1.
Halftime – Duke 20, Clemson 11.

1939
Raleigh, N.C.
First Round, March 1, 1939
Richmond 31, VMI 20,
North Carolina State 40, Duke 39
Clemson 44, North Carolina 43

Quarterfinals, March 2, 1939
Davidson 43, Washington & Lee 32
Maryland 47, Richmond 32
North Carolina State 40, The Citadel 38
Clemson 30, Wake Forest 28

Semifinals, March 3, 1939
Maryland 53, North Carolina State 29
Clemson 49, Davidson 33

Championship, March 4, 1939
Clemson 39, Maryland 27
CLEMSON – Lancaster 14, McFadden 9, Buchanon 8, Bryce 5, Flathman 2, Moorman 1.
MARYLAND – Johnson 9, DeWitt 7, Mondorff 4, Knepley 3, Bengoechea 2, Rea 2.
Halftime – Clemson 17, Maryland 17.

1940
Raleigh, N.C.
First Round, Feb. 29, 1940
Wake Forest 40, Richmond 34
Duke 40, The Citadel 35
North Carolina 50, Clemson 41
Maryland 43, Washington & Lee 30

Semifinals, March 1, 1940
North Carolina 43, Wake Forest 35
Duke 44, Maryland 32

Championship, March 2, 1940
North Carolina 43, Duke 23
NORTH CAROLINA – Severin 1 0-0 2, Dilworth 0 1-2 1, Rose 1 2-2 4, Smith 0 0-0 0, Glamack 7 4-5 8, Pessar 2 0- 0 4, Mathes 2 1-1 5, Roberson 0 0-0 0, Howard 2 0-0 4, Gersten 0 1-1 1. Totals 15 9-11 39.
DUKE – Parson 1 0-0 2, Price 2 2-3 6, Mock 2 1-1 5, Shokes 0 0-0 0, Holley 2 1-1 5, Allen 1 3-3 5, Valasek 0 0-0 0, Connelly 0 0-2 0, McCahan 0 0-0 0. Totals 8 7-10 23.
Halftime – North Carolina 30, Duke 14.

1941
Raleigh, N.C.
First Round, Feb. 27, 1941
Duke 38, North Carolina 37
South Carolina 41, Richmond 32
William & Mary 52, Wake Forest 34
VMI 39, Washington & Lee 32

Semifinals, Feb. 28, 1941
South Carolina 37, VMI 36
Duke 57, William & Mary 42

Championship, March 1, 1941
Duke 53, South Carolina 30
DUKE – Rothbaum 2 2-2 6, Price 0 0-1 0, Mock 2 0-0 4, Spuhler 4 1-3 9, Holley 8 0-1 16, Valasek 4 0-1 8, McCahan 2 1-2 5, Shokes 2 1-1 5, Connelly 0 0-1 0. Totals 24 5-12 53.
SOUTH CAROLINA – Lofdahl 1 0-0 2, Hymson 2 0-1 4, Westmoreland 6 4-7 16, Lytle 2 2-5 6, Roskie 1 0-3 2, Anderson 0 0-0 0, Durham 0 0-3 0. Totals 12 6-19 30.
Halftime – Duke 15, South Carolina 14.

1942
Raleigh, N.C.
First Round, March 5, 1942
Duke 59, Washington & Lee 41
North Carolina State 56, South Carolina 43
Wake Forest 32, North Carolina 26
William & Mary 44, George Washington 43

Semifinals, March 6, 1942
Duke 54, Wake Forest 45
North Carolina State 53, William & Mary 52

Championship, March 7, 1942
Duke 45, North Carolina State 34
DUKE – Spuhler 2 0-3 4, Rothbaum 2 2-5 6, Seward 0 2-3 2, Allen 3 4-5 10, Gantt 1 0-0 2, McCahan 3 0-0 6, G. Loftis 3 1-2 7, Stark 1 0-0 2, C. Loftis 3 0-1 6. Totals 18 9-19 45.
NORTH CAROLINA STATE – Mock 3 4-5 10, Ball 1 1-1 3, Stevens 2 0-0 4, Strayhorn 0 1-1 1, McKinney 5 1-1 11, Tabscott 2 1-4 5, Almond 0 0-0 0, Carvalho 0 0-2 0. Totals 13 8-14 34.
Halftime – Duke 20, North Carolina State 19.

1943
Raleigh, N.C.
First Round, March 4, 1943
Davidson 33, North Carolina State 30
George Washington 49, William & Mary 23
Duke 57, VMI 41
The Citadel 37, South Carolina 23

Semifinals, March 5, 1943
George Washington 47, Davidson 40
Duke 56, The Citadel 37

Championship, March 6, 1943
George Washington 56, Duke 40
GEORGE WASHINGTON – Konizewski 4 1-1 9, Jackson 1 0-0 2, Groetzinger 3 0-2 6, Myers 0 1-1 1, Gustafson 4 4-6 12, McNary 0 0-0 0, Rausch 7 2-4 16, Wagman 1 0-0 2, Gallagher 3 2-2 8, Reichwein 0 0-0 0. Totals 23 10-16 56.
DUKE – Seward 5 0-0 10, Carver 4 1-5 9, Coleman 1 0-0 2, Gantt 2 0-2 4, C.Loftis 6 1-1 13, G. Loftis 1 0-0 2. Totals 19 2-8 40.
Halftime – George Washington 30, Duke 20.

1944
Raleigh, N.C.
First Round, Feb. 24, 1944
Virginia Tech 38, Davidson 34
North Carolina State 42, Maryland 23
North Carolina 62, Richmond 41
Duke 68, William & Mary 25

Semifinals, Feb. 25, 1944
North Carolina 39, Virginia Tech 24
Duke 40, North Carolina State 32

Championship, Feb. 26, 1944
Duke 44, North Carolina 27
DUKE – Carver 5 1-2 11, Turner 0 0-0 0, Gilbert 0 0-1 0, Hartley 4 0-0 8, Wright 4 7-7 15, Hyde 0 0-0 0, Harner 2 3-4 7, Metzler 0 0-0 0, Balitzaris 0 0-0 0, Bailey 1 1-1 3. Totals 16 12-15 44.
NORTH CAROLINA – Mock 3 1-1 7, Poole 0 0-0 0, Box 5 2-3 12, Donnan 0 0-0 0, Dewell 1 2-4 4, Altemose 0 0-1 0, Fitch 0 1-3 1, Creticos 1 0-0 2, Anderson 0 0-0 0, Hayworth 0 1-1 1. Totals 10 7-13 27.
Halftime – Duke 27, North Carolina 17.

1945
Raleigh, N.C.
First Round, Feb. 22, 1945
South Carolina 55, Clemson 24
North Carolina 55, North Carolina State 28
William & Mary 54, The Citadel 41
Duke 76, Maryland 49

Semifinals, Feb. 23, 1945
North Carolina 39, South Carolina 26
Duke 59, William & Mary 22

Championship, Feb. 24, 1945
North Carolina 49, Duke 38
NORTH CAROLINA – Jordan 7 5-5 19, Allen 0 0-0 0, Dillon 3 2-4 8, Paxton 2 1-3 5, Anderson 0 1-1 1, Thompson 0 0-0 0, Alvarez 6 3-7 15, Markin 0 1-1 1. Totals 18 13-21 49.
DUKE – Carver 4 5-5 13, Sapp 1 3-6 5, Brunner 0 0-0 0 Van Sholk 1 1-1 3, Koffenberger 4 3-3 11, Green 0 0-0 0, Buckley 2 0-0 4, Crowder 1 0-0 2, Steele 0 0-0 0, Roelike 0 0-0 0. Totals 13 12-16 38.
Halftime – North Carolina 19, Duke 16.

1946
Raleigh, N.C.
First Round, Feb. 28, 1946
Virginia Tech 39, George Washington 33
Duke 44, North Carolina State 38
North Carolina 54, Maryland 27
Wake Forest 42, William & Mary 31

Semifinals, March 1, 1946
Wake Forest 31, North Carolina 29
Duke 44, Virginia Tech 38

Championship, March 2, 1946
Duke 49, Wake Forest 30
DUKE – Seward 4 1-1 9, Cordell 0 0-0 0, Ausbon 5 1-3 11, Cheek 0 0-0 0, Koffenberger 3 5-6 11, Corrington 0 0-0 0, Gordon 3 0-1 6, Robinson 1 0-0 2, Whiting 4 2-2 10, Gray 0 0-0 0. Totals 20 9-12 49.
WAKE FOREST – Veitch 2 0-0 4, Williams 5 1-1 11, Mayberry 0 0-2 0, Walters 2 1-3 5, Hinerman 3 2-5 8, Lougee 1 0-0 2, Ognovich 0 0-0 0. Totals 13 4-11 30.
Halftime – Duke 24, Wake Forest 16.

1947
Durham, N.C.
First Round, March 6, 1947
South Carolina 56, Duke 54
North Carolina State 55, Maryland 43
George Washington 70, Washington & Lee 55
North Carolina 55, Richmond 43

Semifinals, March 7, 1947
North Carolina State 70, George Washington 47
North Carolina 58, South Carolina 33

Championship, March 8, 1947
North Carolina State 50, North Carolina 48
NORTH CAROLINA STATE – Dickey 0 2-4 2, Sloan 0 0-0 0, McComas 2 0-2 4, Cartier 4 2-4 10, Bartels 4 6-7 14, Negley 7 4-4 18, Katkavek 0 2-6 2. Totals 17 16-27 50.
NORTH CAROLINA – Paxton 4 2-3 10, Hamilton 1 2-2 4, Hartley 0 0-0 0, Nearman 4 3-6 11, Dillon 0 0-1 0, White 4 2-3 10, Kohler 5 2-3 12, Hayworth 0 0-1 0, Thorne 0 1-1 1. Totals 18 12-20 48.
Halftime – North Carolina 31, North Carolina State 27.

1948
Durham, N.C.
First Round, March 2, 1948
William & Mary 61, Wake Forest 56
Duke 63, South Carolina 48

Quarterfinals, March 3, 1948
North Carolina 61, Virginia Tech 40
Davidson 58, Maryland 51
North Carolina State 73, William & Mary 52
Duke 54, George Washington 51

Semifinals, March 4, 1948
North Carolina State 55, North Carolina 50
Duke 53, Davidson 37

Championship, March 5, 1948
North Carolina State 58, Duke 50
NORTH CAROLINA STATE – McComas 3 2-2 8, Ranzino 1 1-1 3, Cartier 8 4-4 20, Stine 0 1-2 1, Horvath

6 1-1 13, Bubas 0 0-0 0, Bartels 2 1-2 5, Sloan 2 3-4 7, Katkaveck 0 1-1 1. Totals 22 14-17 58.
DUKE – Ausbon 2 2-6 6, Duff 0 3-3 3, Youmans 8 0-2 16, York 0 1-2 1, Collins 3 1-3 7, Sapp 0 0-0 0, Martin 3 0-0 6, Gordon 3 3-5 9, Hughes 0 2-3 2. Totals 19 12-24 50.
Halftime – Duke 27, North Carolina State 24.

1949
Durham, N.C.
First Round, March 2, 1949
North Carolina State 64, Wake Forest 42
North Carolina 79, Maryland 61
George Washington 62, South Carolina 45
William & Mary 54, Davidson 50

Semifinals, March 3, 1949
North Carolina State 43, North Carolina 40
George Washington 78, William & Mary 74

Championship, March 4, 1949
North Carolina State 55, George Washington 39
NORTH CAROLINA STATE – Dickey 2 6-6 10, Ranzino 2 1-1 5, McComas 2 2-2 6, Horvath 5 2-2 12, Cartier 2 4-5 8, Bubas 1 3-5 5, Harand 1 0-0 2, Garrison 2 3-4 7. Totals 17 21-25 55.
GEORGE WASHINGTON – Moffatt 1 2-4 4, Haithcock 0 5-5 5, Pietras 0 0-0 0, Adler 1 2-2 4, Schreiber 0 1-2 1, Small 0 1-1 1, Cantwell 5 2-3 12, Shapiro 0 0-0 0, Witkin 3 1-2 7, McNuff 2 1-1 5. Totals 12 15-20 39.
Halftime – North Carolina State 25, George Washington 24.

1950
Durham, N.C.
First Round, March 1, 1950
North Carolina State 67, Virginia Tech 42
Wake Forest 65, George Washington 61
Duke 53, South Carolina 41
William & Mary 50, North Carolina 43

Semifinals, March 2, 1950
North Carolina State 59, Wake Forest 53
Duke 60, William & Mary 50

Championship, March 3, 1950
North Carolina State 67, Duke 47
NORTH CAROLINA STATE – Dickey 3 0-1 6, Ranzino 12 7-8 31, Stine 1 0-0 2, Cartier 1 1-1 3, Horvath 7 4-5 18, Cook 0 0-0 0, Bubas 1 3-5 5, Harand 0 1-2 1, Terrell 0 1-2 1. Totals 25 17-24 67.
DUKE – Scarborough 3 1-4 7, Youmans 4 3-7 11 Allen 1 1-1 3, Kulpas 0 2-2 2, York 5 1-1 11, Crowder 3 0-1 6, Engberg 0 0-1 0, Fleming 2 3-3 7. Totals 18 11-20 47.
Halftime – North Carolina State 31, Duke 26.

1951
Raleigh, N.C.
First Round, March 6, 1951
North Carolina St 83, South Carolina 53
Maryland 50, Clemson 48
Duke 64, Virginia Tech 61
William & Mary 88, West Virginia 67

Semifinals, March 7, 1951
North Carolina State 54, Maryland 45
Duke 71, William & Mary 69

Championship, March 8, 1951
North Carolina State 67, Duke 63
NORTH CAROLINA STATE – Ranzino 5 4-7 14, Speight 5 4-5 14, Brandenburg 1 1-1 3, Horvath 10 5-10 25, Bubas 2 0-1 4, Terrill 2 2-2 6, Yurin 0 1-1 1, Kukoy 0 0-1 0. Totals 25 17-28 67.
DUKE – Fleming 2 5-8 9, Crowder 1 1-1 3, Johnson 2 2-2 6, Latimer 1 0-1 2, Deimling 0 2-2 2, Allen 0 0-0 0, Kulpan 0 2-2 2, Groat 11 9-13 31, York 4 0-2 8. Totals 21 21-31 63.
Halftime – North Carolina State 29, Duke 27.

1952
Raleigh, N.C.
First Round, March 6, 1952
Duke 51, Maryland 48
West Virginia 77, William & Mary 64
North Carolina State 73, Furman 68



NC State's Ed Bartels played on back-to-back SoCon championship teams in 1947 and '48.

George Washington 78, Clemson 65

Semifinals, March 7, 1952
Duke 90, West Virginia 88
North Carolina State 76, George Washington 64

Championship, March 8, 1952
North Carolina State 77, Duke 68
NORTH CAROLINA STATE – Kukoy 4 2-3 10, Thompson 6 4-5 16, Tyler 1 5-7 7, Brandenburg 0 0-0 0, Speight 5 6-11 16, Cook 1 1-1 3, Knapp 2 0-0 4, Yurin 1 2-2 4, Terrill 5 1-4 11, Gotkin 3 0-1 6. Totals 28 21-34 77.
DUKE – Janicki 6 6-6 18, Fleming 0 1-5 1, Latimer 0 1-2 1, Lacy 3 2-3 8, Crowder 1 0-0 2, Deimling 1 3-4 5, Glason 0 0-0 0, Groat 7 13-15 27, D'Emilio 2 0-1 4, Thonson 1 0-0 2. Totals 21 26-36 68.
Halftime – Duke 38, North Carolina State 35.

1953
Raleigh, N.C.
First Round, March 5, 1953
North Carolina State 86, North Carolina 54
West Virginia 91, Furman 87
Wake Forest 88, Richmond 70
Maryland 74, Duke 65

Semifinals, March 6, 1953
North Carolina State 85, West Virginia 80
Wake Forest 61, Maryland 59

Championship, March 7, 1953
Wake Forest 71, North Carolina State 70
WAKE FOREST – Williams 4 9-14 17, George 2 2-3 6, Lipstas 2 4-10 8, Davis 0 2-4 2, Hemric 5 6-8 16, DePorter 5 4-4 14, Lyles 2 4-5 8, Devos 0 0-2 0. Totals 20 31-50 71.
NORTH CAROLINA STATE – Kukoy 1 0-0 2, Speight 3 6-6 12, Tyler 2 6-7 10, Knapp 1 2-2 4, Thompson 9 8-10 26, Goss 0 3-4 3, Applebaum 1 1-1 3, Gotkin 0 0-0 0, Scheffel 2 1-3 5, Morris 1 0-1 2, Yurin 0 3-3 3. Totals 20 30-37 70.
Halftime – Wake Forest 36, North Carolina State 34.

1954
Morgantown, W.Va.
First Round, March 4, 1954
West Virginia 84, William & Mary 69
George Washington 76, Washington & Lee 64
Furman 84, Davidson 68
Richmond 84, VMI 66

Semifinals, March 5, 1954
Richmond 85, Furman 81 (OT)
George Washington 83, West Virginia 74

Championship, March 6, 1954
George Washington 83, Richmond 70
RICHMOND – Daniel 0-1-2 1, Moran 6 3-5 15, Lysaght 3 2-4 8, Conner 4 2-4 10, Witt 1 2-2 4, Mills 3 7-7 13, Harrison 7 5-10 19, Poor 0 0-0 0. Totals 24 22-34 70.
GEORGE WASHINGTON – John Holup 2 4-8 8, Karver 4 2-2 10, Morrison 1 0-0 2, Joe Holup 2 6-7 10, Devlin 16 9-12 41, Klein 0 3-3 3, Ortiz 0 0-0 0, Catino 3 3-6 9. Totals 28 27-38 83.
Halftime – George Washington 42, Richmond 30.

1955
Richmond, Va.
First Round, March 3, 1955
Washington & Lee 97, Furman 63
West Virginia 73, VMI 66
Richmond 90, William & Mary 75
George Washington 74, Davidson 36

Semifinals, March 4, 1955
George Washington 67, Richmond 65
West Virginia 89, Washington & Lee 74

Championship, March 5, 1955
West Virginia 58, George Washington 48
GEORGE WASHINGTON – Devlin 11 2-2 24, Sweeney 0 0-0 0, Petcavich 0 8-9 8, Manning 0 1-2 1, Holup 4 0-2 8, Walowac 0 0-0 0, Goodwin 0 0-0 0, Ciriello 0 0-0 0, Vail 0 0-0 0, Klein 2 0-1 4, Catino 1 1-2 3. Totals 18 12-18 48.
WEST VIRGINIA – Hundley 10 10-16 30, Bergines 1 1-6 3, Witting 0 2-3 2, White 1 5-7 7, Spadafore 1 0-0 2, Kishbaugh 4 6-6 14. Totals 17 24-38 58.
Halftime – West Virginia 28, George Washington 23.

1956
Richmond, Va.
First Round, March 1, 1956
Washington & Lee 63, George Washington 60
West Virginia 59, Davidson 53
Richmond 79, William & Mary 62
Furman 84, Virginia Tech 70

Semifinals, March 2, 1956
Richmond 65, Washington & Lee 56
West Virginia 77, Furman 74

Championship, March 3, 1956
West Virginia 58, Richmond 56
RICHMOND – Lysaght 10 6-6 26, Peschel 4 3-6 11, Daniel 0 0-0 0, Adkins 2 2-2 6, Harrison 0 7-8 7, Mitchell 1 4-5 6, Morris 0 0-0 0. Totals 17 22-27 56.
WEST VIRGINIA – Bergines 1 2-2 4, Mullins 2 1-2 5, Hundley 10 6-6 26, Witting 1 0-0 2, Sharrar 3 1-5 7, Kishbaugh 1 0-1 2, Vincent 5 2-2 12, Gardner 0 0-1 0. Totals 23 12-19 58.
Halftime – West Virginia 35, Richmond 30.

1957
Richmond, Va.
First Round, March 7, 1957
West Virginia 71, Davidson 51
Washington & Lee 85, The Citadel 62
Richmond 90, Furman 71
Virginia Tech 64, William & Mary 56

Semifinals, March 8, 1957
West Virginia 83, Richmond 62
Washington & Lee 68, Virginia Tech 54

Championship, March 9, 1957
West Virginia 67, Washington & Lee 52
WASHINGTON & LEE – Strick 1 2-2 4, Lassman 0 0-0 0, Hoss 4 0-1 8, Marshall 8 3-5 19, Flora 7 4-4 18, Smith 1 1-2 3, McPherson 0 0-0 0, Surface 0 0-0 0. Totals 21 10-14 52.
WEST VIRGINIA – Hundley 9 6-6 24, Smith 6 2-4 14, Sharrar 5 6-9 16, Kishbaugh 2 1-2 5, Vincent 2 4-6 8, Gardner 0 0-0 0. Totals 24 19-27 67.
Halftime – Washington & Lee 30, West Virginia 28.

1958
Richmond, Va.
First Round, March 6, 1958
Richmond 63, The Citadel 59
George Washington 73, Furman 59
West Virginia 91, Davidson 61
William & Mary 79, Virginia Tech 61

Semifinals, March 7, 1958
West Virginia 81, Richmond 70
William & Mary 57, George Washington 56

Championship, March 8, 1958
West Virginia 74, William & Mary 58
WEST VIRGINIA – Smith 4 6-7 14, West 4 1-4 9, Sharrar 3 6-8 12, Gardner 5 6-9 16, Retton 1 0-0 2, Akers 5 2-3 12, Bolyard 2 2-2 6, Goode 0 1-4 1, Clousson 1 0-0 2, Eddy 0 0-1 0, Schertzinger 0 0-0 0. Totals 25 24-38 74.
WILLIAM & MARY – Lange 5 9-12 19, Vaughan 0 2-2 2, Cohen 2 2-4 6, Engelken 4 4-5 12, Farrington 2 1-4 5, Cornell 1 2-2 4, Sanders 2 4-7 8, Goldstein 1 0-0 2, McCray 0 0-0 0, Darrow 0 0-0 0. Totals 17 24-36 58.
Halftime – West Virginia 32, William & Mary 22.

1959
Richmond, Va.
First Round, Feb. 26, 1959
William & Mary 87, Richmond 69
The Citadel 93, Furman 88
West Virginia 100, Davidson 65
George Washington 85, Virginia Tech 67

Semifinals, Feb. 27, 1959
West Virginia 85, William & Mary 82
The Citadel 53, George Washington 52

Championship, Feb. 28, 1959
West Virginia 85, The Citadel 66
WEST VIRGINIA – West 10 7-8 27, Akers 1 2-4 4, Clousson 0 1-1 1, Smith 3 0-2 6, Bolyard 4 3-6 11, Retton 3 0-0 6, Patrone 9 2-3 20, Ritchie 4 2-3 10. Totals 34 17-27 85.
THE CITADEL – Graves 6 1-1 13, Musselman 3 1-3 7, Blackledge 1 3-3 5, Wherry 2 2-2 6, Jones 7 3-3 17, Buchanan 1 0-0 2, Elliott 3 0-2 6, Wehrmeister 2 2-4 6, Weeks 2 0-1 4, Records 0 0-0 0. Totals 27 12-19 66.
Halftime – West Virginia 39, The Citadel 33.

1960
Richmond, Va.
First Round, Feb. 25, 1960
Virginia Tech 78, Richmond 58
West Virginia 90, VMI 83
George Washington 74, The Citadel 60
William & Mary 82, Furman 74

Semifinals, Feb. 26, 1960
Virginia Tech 88, George Washington 52
West Virginia 117, William & Mary 83

Championship, Feb. 27, 1960
West Virginia 82, Virginia Tech 72
VIRGINIA TECH – Ayersman 2 1-4 5, Rice 2 2-3 6, Smith 5 4-7 14, Mills 3 4-6 10, Keller 10 5-6 25, Blake 5 0-0 10, Shepherd 0 0-0 0, Fleischman 0 2 2 2. Totals 27 18-28 72.
WEST VIRGINIA – West 4 6-8 14, Ritchie 4 2-4 10, Akers 3 3-3 9, Patrone 6 5-6 17, Warren 8 2-2 18, Posch 1 3-3 5, Miller 4 1-1 9, Ward 0 0-0 0. Totals 30 22-27 82.
Halftime – Virginia Tech 38, West Virginia 36.

1961
Richmond, Va.
First Round, March 2, 1961
The Citadel 70, Richmond 66
West Virginia 89, VMI 71
William & Mary 86, Furman 84 (3 OT)
George Washington 84, Virginia Tech 83

Semifinals, March 3, 1961
George Washington 94, The Citadel 87
William & Mary 88, West Virginia 76

Championship, March 4, 1961
George Washington 93, William & Mary 82
GEORGE WASHINGTON – Ardell 2 4-4 8, Markowitz 8 4-6 20, Ingram 5 1-4 11, Feldman 16 13-20 45, Norton 4 1-1 9, Usiskin 0 0-0 0, Schweickhardt 0 0-0 0. Totals 35 23-35 93.
WILLIAM & MARY – Vaughan 5 1-2 11, Gooding 2 4-4 8, Cohen 12 14-21 38, Bergey 4 1-1 9, Roberts 3 6-8 12, Dickerson 1 0-0 2, Cowley 0 0-0 0, Harris 1 0-0 2, Woollum 0 0-0 0, Corns 0 0-0 0, Hume 0 0-0 0. Totals 28 26-36 82.
Halftime – George Washington 44, William & Mary 41.

1962
Richmond, Va.
First Round, March 1, 1962
George Washington 85, Davidson 81
VMI 76, Furman 61
West Virginia 97, Richmond 75
Virginia Tech 101, The Citadel 83

Semifinals, March 2, 1962
West Virginia 86, George Washington 73
Virginia Tech 70, VMI 66

Championship, March 3, 1962
West Virginia 88, Virginia Tech 72
VIRGINIA TECH – Keller 3 1-4 7, Pardue 6 4-7 16, Benfield 2 3-5 7, Alvis 7 3-5 17, Quesinberry 4 0-0 8, Melear 3 6-7 12, Jacobs 0 2-3 2, Fleischman 1 0-0 2, Cahill 0 0-0 0, Adams 0 1-2 1, Vicars 0 0-0 0. Totals 26 20-33-72.
WEST VIRGINIA – Thorn 7 1-2 15, Ward 6 5-6 17, Lowry 6 4-6 16, Catlett 6 0-1 12, Weir 5 7-9 17, Wolfe 1 0-0 2, Schuck 3 2-5 8, Bode 0 0-0 0, McWilliams 0 1-2 1. Totals 34 20-31 88.
Halftime – West Virginia 38, Virginia Tech 18.

1963
Richmond, Va.
First Round, Feb. 28, 1963
Furman 57, George Washington 54
Davidson 108, VMI 71
West Virginia 75, Richmond 44
Virginia Tech 74, William & Mary 72

Semifinals, March 1, 1963
Davidson 75, Virginia Tech 67
West Virginia 81, Furman 63

Championship, March 2, 1963
West Virginia 79, Davidson 74
DAVIDSON – Jarman 8 7-8 23, Holland 6 2-3 14, Hetzel 7 7-7 21, Teague 1 6-6 8, Davidson 1 0-0 2, Evans 1 0-1 2, Beerman 2 0-1 4, Marcon 0 0-0 0. Totals 26 22-26 74.
WEST VIRGINIA – Catlett 1 2-2 4, Wolfe 1 1-2 3, Lowry 7 6-8 20, Thorn 8 6-7 22, McCormick 6 7-8 19, Lentz 0 4-4 4, Maphis 0 2-2 2, Shuck 0 0-0 0, Weir 1 1-1 3, Ray 0 2-2 2. Totals 24 31-36 79.
Halftime – West Virginia 46, Davidson 46.

1964
Charlotte, N.C.
First Round, Feb. 27, 1964
West Virginia 85, William & Mary 73
Davidson 91, The Citadel 62
VMI 77, Furman 73
George Washington 64, Virginia Tech 62

Semifinals, Feb. 28, 1964
VMI 82, Davidson 81
George Washington 88, West Virginia 80

Championship, Feb. 29, 1964
VMI 61, George Washington 56
VMI – Gausepohl 1 2-4 4, Schmaus 9 1-2 19, Watson 5 3-3 13, Blair 3 3-5 9, Kruszewski 5 4-7 14, Guy 0 2-2 2, Prosser 0 0-0 0. Totals 23 15-23 61.
GEORGE WASHINGTON – Legins 0 3-3 3, Aruscavage 2 2-4 6, Adamitis 9 2-3 20, Duques 4 1-1 9, Clard 6 0-0 12, Farrell 2 0-0 4, Mallis 0 2-2 2, Russart 0 0-0 0. Totals 23 10-13 56.
Halftime – George Washington 32, VMI 29.

1965
Charlotte, N.C.
First Round, Feb. 25, 1965
West Virginia 94, George Washington 83
Davidson 86, VMI 73
Virginia Tech 103, Richmond 63
William & Mary 68, The Citadel 60

Semifinals, Feb. 26, 1965
West Virginia 74, Davidson 72 (OT)
William & Mary 70, Virginia Tech 59

Championship, Feb. 27, 1965
West Virginia 70, William & Mary 67 (2OT)
WILLIAM & MARY – Walter 1 0-1 2, Morris 10 4-5 24, Pomeroy 4 1-1 9, Paffrath 3 0-1 6, Wenk 8 7-9 23, Eskay 1 1-2 3, Mitchell 0 0-0 0. Totals 27 13-19 67.
WEST VIRGINIA – Lentz 8 0-1 16, Maphis 3 3-3 9, Camp 5 8-8 18, Quertinmont 2 6-9 10, Lesher 5 3-3 13, Palmer 1 0-0 2, Shaffer 1 0-0 2. Totals 25 20-24 70.
Halftime – William & Mary 32, West Virginia 28
Regulation – West Virginia 54, William & Mary 54.
First overtime – West Virginia 63, William & Mary 63.

1966
Charlotte, N.C.
First Round, Feb. 24, 1966
Richmond 76, East Carolina 74
Davidson 79, The Citadel 61
West Virginia 95, VMI 80
William & Mary 78, Furman 73

Semifinals, Feb. 25, 1966
Davidson 85, Richmond 65
West Virginia 64, William & Mary 50

Championship, Feb. 26, 1966
Davidson 80, West Virginia 69
WEST VIRGINIA – Lesher 1 1-2 3, Reaser 2 0-0 4, Head 5 2-5 12, Williams 6 6-6 18, Cavacini 5 2-2 12, Ryczaj 4 4-5 12, Shaffer 3 0-0 6, Holmes 1 0-0 2. Totals 27 15-20 69.
DAVIDSON – Snyder 10 7-8 27, Youngdale 4 2-3 10, Knowles 10 5-5 25, Lane 3 5-5 11, Squier 1 3-5 5, Leight 0 2-2 2, Hatcher 0 0-0 0, Clifton 0 0-0 0, Stone 0 0-1 0, Hyder 0 0-0 0. Totals 28 24-29 80.
Halftime – Davidson 39, West Virginia 28.

1967
Charlotte, N.C.
First Round, March 2, 1967
Richmond 100, The Citadel 98 (OT)
Davidson 64, Furman 55
West Virginia 82, East Carolina 53
William & Mary 76, George Washington 66

Semifinals, March 3, 1967
West Virginia 82, Richmond 70
Davidson 78, William & Mary 65

Championship, March 4, 1967
West Virginia 81, Davidson 65
WEST VIRGINIA – Head 9 6-6 24, Reaser 7 8-8 22, Benfield 3 1-6 7, Holmes 1 2-2 4, Williams 8 1-4 17, Ludwig 2 1-2 5, Grimm 0 0-0 0, Hale 0 0-0 0, Penrod 0 0-0 0, Seafert 0 0-0 0, Lewis 1 0-0 2, Harvard 0 0-0 0. Totals 31 19-28 81.
DAVIDSON – O'Neill 0 2-2 2, Youngdale 0 1-3 1, Knowles 6 1-2 13, Huckel 9 10-14 28, Moser 2 2-2 6, Dickens 0 0-0 0, Spann 3 5-6 11, Pickens 2 0-0 4. Totals 22 21-29 65.
Halftime – West Virginia 32, Davidson 20.

1968
Charlotte, N.C.
First Round, Feb. 29, 1968
Davidson 107, William & Mary 68
West Virginia 76, East Carolina 71
Furman 62, VMI 52
Richmond 100, The Citadel 88 (OT)

Semifinals, March 1, 1968
West Virginia 102, Richmond 81
Davidson 79, Furman 63

Championship, March 2, 1968
Davidson 87, West Virginia 70
DAVIDSON – Cook 6 2-2 14, Kroll 3 6-7 12, Maloy 6 11-13 23, Huckel 5 1-3 11, Moser 5 1-2 11, O'Neill 1 3-4 5, Knowles 5 1-1 11, Pickens 0 0-0 0, Youngdale 0 0-0 0, DeMoisey 0 0-0 0, Crosswhite 0 0-0 0, Postma 0 0-2 0. Totals 31 25-34 87.
WEST VIRGINIA – Reaser 4 3-3 11, Hummell 7 3-4 17, Bailey 6 1-3 13, Holmes 1 0-0 2, Williams 5 2-2 12, Ludwig 5 1-1 11, Penrod 0 0-1 0, Lewis 0 0-1 0, Hale 1 0-1 2, Porter 0 0-0 0, Grimm 0 0-0 0, Harvard 0 2-2 2. Totals 29 12-18 70.
Halftime – Davidson 47, West Virginia 24.

SOCON TOURNAMENT RESULTS

1969
Charlotte, N.C.
First Round, Feb. 27, 1969
George Washington 90, The Citadel 73
Richmond 66, Furman 64
Davidson 99, VMI 75
East Carolina 48, William & Mary 35

Semifinals, Feb. 28, 1969
East Carolina 84, George Washington 79
Davidson 97, Richmond 83

Championship, March 1, 1969
Davidson 102, East Carolina 76
DAVIDSON – Kroll 6 7-8 19, Cook 5 8-8 18, Maloy 8 9-12 25, Huckel 6 4-5 16, Moser 2 0-0 4, Crosswhite 1 4-5 6, O'Neill 3 0-1 6, Kirley 3 0-0 6, D. Postma 0 0-1 0, Orsbon 0 0-0 0, Stelzer 0 0-0 0, J. Postma 1 0-0 2. Totals 35 32-40 102.
EAST CAROLINA – Kier 2 3-3 7, Gregory 5 0-0 10, Modlin 7 5-6 19, Thompson 3 4-5 10, Miller 6 3-3 15, Williams 0 0-0 0, Lindfelt 0 0-0 0, Collins 0 0-0 0, McKillop 1 1-2 3, Dunn 6 0-1 12, Haubenreiser 0 0-0 0, Kiernan 0 0-0 0. Totals 30 16-20 76.
Halftime – Davidson 41, East Carolina 29.

1970
Charlotte, N.C.
First Round, Feb. 27, 1970
Davidson 72, VMI 46
Richmond 75, East Carolina 73
William & Mary 82, Furman 67
George Washington 66, The Citadel 64

Semifinals, Feb. 28, 1970
Davidson 78, William & Mary 54
Richmond 77, George Washington 69

Championship, March 1, 1970
Davidson 81, Richmond 61
DAVIDSON – Adrian 7 4-4 18, Kroll 8 6-6 22, Maloy 5 3-4 13, Cook 5 6-6 16, Kirley 1 0-0 2, Stelzer 0 0-0 0, Minkin 1 0-3 2, DeMoisey 0 0-0 0, J. Postma 1 1-3 3, Strong 0 0-1 0, Pierce 0 0-0 0, D. Postma 2 1-2 5. Totals :30 21-29-81.
RICHMOND – Forster 2 0-0 4, Frazier 4 3-3 11, Hewitt 9 2-4 20, Welch 0 0-0 0, Bushkar 4 2-2 10, Owen 3 3-3 9, Greenway 1 3-4 5, Eisner 0 0-0 0, Wiseman 0 2-2 2, Earle 0 0-0 0. Totals 28 15-18 61.
Halftime – Davidson 38, Richmond 25.

1971
Charlotte, N.C.
First Round, March 4, 1971
Richmond 69, East Carolina 67
Furman 95, The Citadel 82
William & Mary 69, VMI 65

Semifinals, March 5, 1971
Furman 83, Davidson 79
Richmond 66, William & Mary 64

Championship, March 6, 1971
Furman 68, Richmond 61
FURMAN – Jackson 9 5-7 23, Selvy 0 0-0 0, Cockrum 1 1-3 3, Doughterty 0 0-0 0, Ehlmann 0 0-0 0, Campbell 0 0-0 0, Martin 7 5-8 19, Hunt 0 0-0 0, Thomas 3 1-2 7, Newman 0 0-0 0, Collier 4 4-5 12, Livesay 0 0-0 0, Whitener 1 2-4 4. Totals 25 11-19 68.
RICHMOND – Eisner 0 1-2 1, Anastasio 8 1-2 17, Hatcher 0 1-1 1, Welch 0 0-0 0, Amann 7 2-4 16, Ryfinski 7 3-5 17, Dauses 0 0-0 0, Hewitt 3 3-5 9. Totals 25 11-19 61.
Halftime – Furman 33, Richmond 27

1972
Greenville, S.C.
First Round, March 2, 1972
Furman 126, VMI 80
Davidson 87, Appalachian State 77
William & Mary 98, Richmond 82
East Carolina 80, The Citadel 71

Semifinals, March 3, 1972
Furman 93, William & Mary 74
East Carolina 81, Davidson 77

Championship, March 4, 1972
East Carolina 77, Furman 75 (OT)
EAST CAROLINA – Faber 4 4-6 12, Franklin 3 1-2 7, Fairley 6 1-4 13, Quash 6 6-7 18, Owens 2 4-5 8, Peszko 0 0-0 0, Crouse 0 0-0 0, Pope 5 2-3 12, White 3 1-1 7. Totals 29 19-28 77.
FURMAN – Jackson 0 2-2 2, Clark 0 0-0 0, Bierly 3 3-4 9, Hunt 6 11-12 23, Simpson 15 6-9 36, Kelley 0 4-4 4, Dougherty 0 0-0 0, Brenizer 0 0-0 0, Collier 0 1-1 1. Totals 24 27-32 75.
Halftime – East Carolina 36, Furman 33.
Regulation – East Carolina 66, Furman 66.

1973
Richmond, Va.
First Round, March 1, 1973
Davidson 88, VMI 77
East Carolina 96, Richmond 62
William & Mary 97, The Citadel 72
Furman 101, Appalachian State 68

Semifinals, March 2, 1973
Davidson 79, William & Mary 76
Furman 68, East Carolina 60

Championship, March 3, 1973
Furman 99, Davidson 81
FURMAN – Simpson 10 3-10 23, Mayes 10 4-5 24, Leonard 8 4-6 20, Hunt 2 0-0 4, Hill 2 0-0 4, Kelley 2 8-11 12, Lynch 4 1-2 9, Clark 0 0-2 0, Brenizer 1 0-0 2, Bierly 0 0-0 0, Dougherty 0 1-1 1. Totals – 39 21-37 99.
DAVIDSON – Dunn 7 10-12 24, T. Pecorak 2 2-2 6, Horowitz 3 4-4 10, Falconi 5 4-7 14, Sorrentino 5 0-0 10, J. Pecorak 4 2-3 10, Wagner 0 0-0 0, Powell 2 0-0 4, Parker 0 0-0 0, Gadaire 1 1-2 3. Totals – 29 23-30 81.
Halftime – Furman 48, Davidson 35.

1974
Richmond, Va.
First Round, Feb. 27-28, 1974
Richmond 69, VMI 59
Furman 75, Appalachian State 60
William & Mary 75, East Carolina 67 (2 OT)
Davidson 82, The Citadel 69

Semifinals, March 1, 1974
Richmond 86, Davidson 68
Furman 70, William & Mary 55

Championship, March 2, 1974
Furman 62, Richmond 60
FURMAN – Mayes 10 1-1 21, Lynch 3 0-1 6, Leonard 5 1-2 11, Kelley 5 4-5 14, Grimm 3 1-2 7, Hall 0 0-1 0, Bierly 1 1-2 3, Clark 0 0-0 0, Hill 0 0-1 0. Totals 27 8-15 62.
RICHMOND – Gray 5 1-4 11, Stewart 9 1-2 19, McCurdy 7 1-2 15, Catlett 0 0-0 0, Mack 4 0-0 8, Sanford 1 0-0 2, Collier 0 0-0 0, Eastman 2 1-2 5. Totals 28 4-10 60.
Halftime – Furman 28, Richmond 20.

1975
First Round, March 1, 1975
at Greenville, S.C.
Furman 75, Appalachian State 69
at Greenville, N.C.
East Carolina 78, The Citadel 66
at Richmond, Va.
VMI 85, Richmond 81
at Williamsburg, Va.
William & Mary 78, Davidson 64

Semifinals, March 5, 1975
at Greenville, S.C.
Furman 94, VMI 18
William & Mary 69, East Carolina 66

Championship, March 6, 1975
at Greenville, S.C.
Furman 66, William & Mary 55
FURMAN – Hill 2 0-0 4, Leonard 4 0-0 8, Mayes 4 2-2 10, Lynch 6 8-8 20, Hall 8 4-4 20, Green 0 0-0 0, Smith 0 0-2 0, Deal 0 0-0 0, Cottingham 1 2-2 4, Totals 25 16-18 66.
WILLIAM & MARY – Lowenhaupt 2 2-2 6, Satterthwaite 7 5-5 19, Vail 5 0-0 10, Courage 2 0-0 4, Enoch 4 0-1 8, Byrd 1 0-0 2, Kratzer 2 0-0 4, McDonough 1 0-0 2, Arbogast 0 0-0 0, Monckton 0 0-0 0, Blount 0 0-0 0, Powell 0 0-2 0. Totals 24 7-10 55.
Halftime – Furman 30, William & Mary 20.

1976
First Round, Feb. 28, 1976
at Williamsburg, Va.
William & Mary 70, Furman 57
at Lexington, Va.
VMI 71, Davidson 69
at Richmond, Va.
Richmond 82, The Citadel 69
at Greenville, N.C.
Appalachian State 79, East Carolina 72

Semifinals, March 3, 1976
at Greenville, S.C.
VMI 71, Appalachian State 64
Richmond 84, William & Mary 78

Championship, March 4, 1976
at Greenville, S.C.
VMI 41, Richmond 33
VMI – Carter 4 3-3 11, Krovic 3 4-4 10, Bynum 2 5-6 9, Montgomery 2 2-3 6, Reppart 0 0-0 0, Lombard 1 3-4 5, Borojevich 0 0-0 0. Totals 12 17-20 41.
RICHMOND – Slappy 1 0-0 2, Eastman 3 2-3 8, Morton 4 0-1 8, Butler 3 1-2 7, Sullivan 2 0-0 4, Sanford 1 0-0 2, Campbell 1 0-0 2. Totals 15 3-6 33.
Halftime – VMI 9, Richmond 8.

1977
First Round, Feb. 26, 1977
at Boone, N.C.
Appalachian State 71, Davidson 66
at Williamsburg, Va.
East Carolina 79, William & Mary 76
at Greenville, S.C.
Furman 76, The Citadel 69

Semifinals, March 1, 1977
at Roanoke, Va.
VMI 88, East Carolina 77
Appalachian State 70, Furman 64

Championship, March 2, 1977
at Roanoke, Va.
VMI 69, Appalachian State 67 (OT)
APPALACHIAN STATE – Searcy 6 2-2 14, Bowser 4 0-0 8, Hubbard 3 1-2 7, Robinson 5 4-4 14, Anderson 8 0-0 16, Gentry 3 0-0 6, Campbell 1 0-2 2, Pace 0 0-0 0. Totals 30 7-10 67.
VMI – Carter 4 1-2 9, Bynum 2 2-2 6, Montgomery 10 8-8 28, Krovic 5 8-9 18, Lombard 2 0-0 4, Borojevich 1 0-1 2, Salmond 1 0-0 2, Kelley 0 0-0 0. Totals 25 19-22 69.
Halftime – Appalachian St 33, VMI 27.
Regulation – VMI 59, Appalachian State 59.

1978
First Round, Feb. 25, 1978
at Boone, N.C.
Appalachian State 81, The Citadel 64
at Greenville, S.C.
Furman 83, Chattanooga 73
at Huntington, W.Va.
Marshall 64, Western Carolina 56
at Lexington, Va.
VMI 95, Davidson 80

Semifinals, March 3, 1978
at Roanoke, Va.
Marshall 76, VMI 71
Furman 72, Appalachian State 68

Championship, March 4, 1978
at Roanoke, Va.
Furman 69, Marshall 53
FURMAN – Arnold 5 2-2 12, Daniel 5 1-2 11, Moore 7 5-8 19, Smith 0 0-0 0, Grimm 7 6-8 20, Crowe 0 5-6 5, Harris 1 0-0 2, McKinney 0 0-0 0, Knight 0 0-0 0, Means 0 0-2 0, Butler 0 0-0 0. Totals 25 19-28 69.
MARSHALL – Young 2 2-2 6, Major 1 0-0 2, Hall 5 1-2 11, White 0 0-0 0, Gibson 4 0-0 8, Steele 1 0-0 2, Labanowski 2 0-0 4, Burtis 1 0-0 2, Novak 5 5-6

SoConSports.com

15, Hamier 0 2-2 2, Marz 0 1-3 1. Totals 21 11-15 53.
Halftime – Furman 33, Marshall 22.

1979
First Round, Feb. 24, 1979
at Greenville, S.C.
Furman 86, Chattanooga 68
at Charleston, S.C.
The Citadel 86, Davidson 79
at Cullowhee, N.C.
Western Carolina 67, Marshall 50
at Boone, N.C.
Appalachian State 73, VMI 63

Semifinals, March 3, 1979
at Roanoke, Va.
Furman 105, The Citadel 94
Appalachian State 65, Western Carolina 43

Championship, March 4, 1979
at Roanoke, Va.
Appalachian State 86, Furman 83
FURMAN – A. Daniel 13 5-6 31, McKinney 5 0-0 10, Moore 8 5-6 21, Crowe 2 0-0 4, White 1 0-0 2, Hanks 1 0-0 2, M. Daniel 4 1-1 9, Harness 2 0-0 4. Totals 36 11-13 83.
APPALACHIAN STATE – Lawrence 7 0-1 14, Payton 8 2-2 18, Hubbard 3 3-4 9, Robinson 7 12-15 26, Anderson 2 7-9 11, Fitch 1 4-5 6, Jackson 0 2-2 2. Totals 28 30-38 86.
Halftime – Appalachian State 40, Furman 34.

1980
First Round, Feb. 23, 1980
at Greenville, S.C.
Furman 87, VMI 75
at Huntington, W.Va.
Marshall 100, The Citadel 66
at Cullowhee, N.C.
Appalachian State 67, W. Carolina 66 (OT)
at Johnson City, Tenn.
ETSU 71, Chattanooga 67

Semifinals, Feb. 29, 1980
at Roanoke, Va.
Marshall 91, Appalachian State 76
Furman 93, ETSU 81

Championship, March 1, 1980
at Roanoke, Va.
Furman 80, Marshall 62
MARSHALL – Labanowski 4 1-3 9, Watson 2 0-2 4, Washington 7 1-2 15, Campbell 6 2-2 14, White 7 2-3 16, Price 2 0-1 4. Totals 28 6-13 62.
FURMAN – McKinney 1 1-2 3, White 7 2-3 16, Moore 6 4-9 16, Daniel 2 4-5 8, Hunt 9 4-6 22, Crowe 2 2-2 6, Small 3 1-2 7, Hanks 0 2-4 2. Totals 30 20-33 80.
Halftime – Marshall 36, Furman 32.

1981
First Round, Feb. 28, 1981
at Chattanooga, Tenn.
Chattanooga 89, VMI 63
at Davidson, N.C.
Marshall 90, Davidson 77
at Boone, N.C.
Appalachian State 75, Furman 71 (OT)
at Johnson City, Tenn.
Western Carolina 91, ETSU 80

Semifinals, March 6, 1981
at Roanoke, Va.
Appalachian State 77, Marshall 62
Chattanooga 79, Western Carolina 70

Championship, March 7, 1981
at Roanoke, Va.
Chattanooga 59, Appalachian State 55
APPALACHIAN STATE – Harris 0 1-2 1, Capehart 3 0-2 6, Payton 6 9-10 21, McMillian 1 2-3 4, Fitch 5 0-0 10, Jones 1 3-4 5, Hunt 0 0-0 0, Ferguson 0 0-0 0, Gant 2 4-6 8. Totals 18 19-27 55.
CHATTANOOGA – Smith 2 2-2 6, Jones 5 0-0 10, Lawrence 4 1-2 9, Morken 10 4-4 24, White 2 0-0 4, Clark 1 0-0 2, Cochran 0 0-0 0, Schoene 2 0-1 4. Totals 26 7-9 59.
Halftime – Chattanooga 34, Appalachian State 25.

1982
First Round, Feb. 27, 1982
at Chattanooga, Tenn.
Chattanooga 62, Appalachian State 53
at Cullowhee, N.C.
The Citadel 66, Western Carolina 62
at Davidson, N.C.
Davidson 74, Furman 66
at Johnson City, Tenn.
ETSU 110, Marshall 92

Semifinals, March 5, 1982
at Charleston, W.Va.
Chattanooga 70, ETSU 65
Davidson 57, The Citadel 54

Championship, March 6, 1982
at Charleston, W.Va.
Chattanooga 69, Davidson 58
DAVIDSON – K. Wilson 4 4-4 12, Tribus 7 0-0 15, Hall 6 5-5 17, Rowan 0 0-0 0, Carroll 5 0-0 10, McConnell 0 0-0 0, R. Wilson 2 0-1 4. Totals 24 9-10 58.
CHATTANOOGA – Clark 3 4-5 10, Schoene 9 2-3 20, Lawrence 3 0-0 6, White 3 5-6 11, Morken 3 4-4 10, McCray 0 0-0 0, Cochran 0 0-0 0, Strickland 4 4-6 12. Totals 25 19-24 69.
3-point goals – Davidson 1 (Tribus).
Halftime – Chattanooga 37, Davidson 23.

1983
Charleston, W.Va.
First Round, March 10, 1983
Chattanooga 71, Appalachian State 58
Western Carolina 86, Davidson 62
Furman 67, Marshall 60
ETSU 75, The Citadel 65

Semifinals, March 11, 1983
Chattanooga 77, Western Carolina 75 (OT)
ETSU 81, Furman 68

Championship, March 12, 1983
Chattanooga 70, ETSU 62
ETSU – Vinson 2 2-2 6, Motley 5 1-1 12, King 9 0-0 18, Quesenberry 2 3-4 7, Mikell 5 5-8 15, Reese 2 0-0 4, Stallings 0 0-0 0. Totals 25 10-13 62.
CHATTANOOGA – McCray 4 1-2 9, Wilkins 3 0-0 6, Strickland 2 3-4 7, Lawrence 3 0-0 6, White 7 0-3 17, Clark 7 3-4 17, Johnson 1 1-2 3, Oden 2 1-2 5. Totals 29 9-17 70.
3-point goals – ETSU 2 (Motley, Quensenberry); Chattanooga 3 (White 3).



Furman's Jonathan Moore is the only player to be named to the SoCon's all-conference and all-tournament teams in four consecutive seasons (1976-80).

Halftime – ETSU 38, Chattanooga 34.

1984
Asheville, N.C.
First Round, March 2, 1984
Marshall 78, Davidson 68
Appalachian State 82, The Citadel 77
Chattanooga 82, ETSU 50
Furman 71, Western Carolina 67

Semifinals, March 3, 1984
Marshall 97, Appalachian State 67
Chattanooga 70, Furman 57

Championship, March 4, 1984
Marshall 111, Chattanooga 107 (2OT)
CHATTANOOGA – McCray 7 1-2 15, Wilkins 10 2-3 24, Morgan 3 0-0 6, White 10 7-13 28, Strickland 7 4-5 18, Brown 2 0-0 6, Head 1 0-0 3, Hunter 0 0-0 0, Oden 1 3-4 5, Dickman 1 0-0 2. Totals 42 17-27 107.
MARSHALL – Henry 1 0-0 2, Evans 12 14-14 38, Eppes 3 2-4 8, Ervin 3 6-12 12, Wade 11 4-6 26, Nelson 2 0-0 4, Battle 1 4-4 6, Morris 0 0-0 0, Winley 0 2-2 2, Turney 4 5-7 13. Totals 37 37-49 111.
3-point goals – Chattanooga 6 (Brown 2, Wilkins 2, White, Head).
Halftime – Marshall 48, Chattanooga 33.
Regulation – Marshall 87, Chattanooga 87.
First overtime – Marshall 92, Chattanooga 92.

1985
Asheville, N.C.
First Round, March 1, 1985
Chattanooga 63, Furman 60
VMI 65, Western Carolina 63 (OT)
Marshall 83, Davidson 71
The Citadel 68, Appalachian State 62

Semifinals, March 2, 1985
VMI 71, Chattanooga 69 (OT)
Marshall 79, The Citadel 68

Championship, March 3, 1985
Marshall 70, VMI 65
VMI – Elmore 6 5-5 17, Sawyer 1 9-9 11, Herndon 4 0-0 8, Wins 6 0-0 12, Huffman 4 1-2 9, Gardner 0 0-0 0, Everhart 1 0-0 2, Dorsey 1 0-0 2, Current 2 0-0 4, Scott 0 0-0 0. Totals 25 15-16 65.
MARSHALL – Guthrie 2 0-0 4, Eppes 1 2-3 4, Richardson 1 2-2 4, Henderson 8 5-7 21, Morris 2 2-2 6, Holden 0 0-0 0, Taylor 0 3-4 3, Battle 5 2-3 12, Curry 1 0-1 2, Roberts 0 2-2 2. Totals 24 22-28 70.
Halftime – VMI 34, Marshall 33.

1986
Asheville, N.C.
First Round, Feb. 28, 1986
Chattanooga 69, The Citadel 66
Appalachian State 63, W. Carolina 62 (OT)
Davidson 71, VMI 62
ETSU 82, Marshall 80

Semifinals, March 1, 1986
Chattanooga 68, Appalachian State 57
Davidson 74, ETSU 65

Championship, March 2, 1986
Davidson 42, Chattanooga 40
DAVIDSON – Tanner 2 2-4 6, Born 4 6-9 14, McConkey 0 2-2 2, Heineman 2 2-2 6, Rucker 5 0-1 10, Niebuhr 0 0-0 0, Himes 2 0-2 4, Bego 0 0-0 0, Scott 0 0-0 0. Totals 15 12-20 42.
CHATTANOOGA – Hunter 2 3-3 7, Ivery 3 0-0 6 Fulse 2 2-3 6, Gibson 2 1-1 5, Jeter 7 0-0 14, Harris 1 0-0 2, Crank 0 0-1 0, Head 0 0-0 0. Totals 17 6-8 40.
Halftime – Davidson 23, Chattanooga 17.

1987
Asheville, N.C.
First Round, Feb. 27, 1987
Marshall 76, Appalachian State 61
Furman 85, The Citadel 78
Western Carolina 73, Chattanooga 72 (OT)
Davidson 92, VMI 63

Semifinals, Feb. 28, 1987
Marshall 77, Furman 64

Davidson 85, Western Carolina 76

Championship, March 1, 1987
Marshall 66, Davidson 64 (OT)
DAVIDSON – Tanner 4 0-0 8, Himes 8 2-3 18, Schmitt 2 0-0 4, Rucker 5 0-0 14, Heineman 6 2-2 16, Keener 0 0-0 0, Gynn 2 0-0 4. Totals 27 4-5 64.
MARSHALL – Holden 4 2-2 10, Lewis 6 2-4 15, Curry 3 0-0 6, Henderson 9 1-4 22, Humphrey 4 3-4 11, Fish 0 0-0 0, Bryson 0 2-2 2. Totals 26 10-16 66.
3-point goals – Davidson 6 (Rucker 4, Heineman 2); Marshall 4 (Henderson 3, Lewis).
Halftime – 31-31; Regulation – 57-57.

1988
Asheville, N.C.
First Round, March 4, 1988
Marshall 121, The Citadel 78
Chattanooga 83, Davidson 69
VMI 78, Furman 73
ETSU 82, Appalachian State 73

Semifinals, March 5, 1988
Chattanooga 71, Marshall 70
VMI 79, ETSU 60

Championship, March 6, 1988
Chattanooga 75, VMI 61
VMI – D. Williams 6 0-1 13, Mings 3 3-4 9, Gardner 6 1-4 13, R. Williams 11 2-3 25, Tooker 0 0-0 0, Mears 0 0-0 0, M. Williams 0 0-0 0, Dorsey 0 0-0 0, Craft 0 1-2 1, Fittz 0 0-0 0, Dowd 0 0-0 0. Totals 31 7-12 75.
CHATTANOOGA – Moon 2 2-3 6, Chandler 3 0-7, Fulse 8 1-1 7, Lyons 5 0-2, 10, Green 5 2-3 16, Shepphard 0 0-0 0, Collins 0 0-0 0, Robinson 4 0-0 0, Behrends 4 2-3 10, Spunnar 0 0-0 0. Totals 31 7-12 75.
3-point goals – VMI 2 (D. Williams, R. Williams); Chattanooga 6 (Green 4, Chandler, Robinson).
Halftime – Chattanooga 36, VMI 25.

1989
Asheville, N.C.
First Round, March 3, 1989
ETSU 93, The Citadel 89
Chattanooga 72, Western Carolina 63
Furman 81, VMI 73
Marshall 83, Appalachian State 69

Semifinals, March 4, 1989
ETSU 76, Chattanooga 73
Marshall 91, Furman 68

Championship, March 5, 1989
ETSU 96, Marshall 73
ETSU – Alvin West 6 2-2 17, Calvin Talford 8 4-6 20, Greg Dennis 5 6-6 16, Keith Jennings 5 3-4 16, Marty Story 4 0-0 8, Major Geer 2 2-2 7, Rodney Jones 0 0-0 0, Steve Cox 0 0-0 0, Lavelle Webster 1 0-0 2, Michael Woods 1 0-0 2, Chad Keller 2 4-7 8, Mark Larkey 0 0-0 0. Totals 34 21-27 96.
MARSHALL – John Humphrey 0 0-0 0, Gary Strickland 6 0-1 12, Omar Roland 3 2-5 8, John Taft 13 7-10 36, Andre Cunningham 6 0-2 12, Stan Maynard 0 0-0 0, Andy Paul Williamson 0 0-0 0, Scott Williams 0 0-0 0, Tim Dagostine 0 0-0 0, Brian Fish 1 0-0 2, Pete Brown 1 1-1 3, Jeff Sonhouse 0 0-0 0. Totals 30 10-19 73.
3-point goals – ETSU 7 (West 3, Jennings 3, Geer); Marshall 3 (Taft 3).
Halftime – ETSU 39, Marshall 37.

1990
Asheville, N.C.
First Round, March 2, 1990
VMI 83, Chattanooga 69
ETSU 75, Western Carolina 60
Furman 82, Marshall 77 (OT)
Appalachian State 86, The Citadel 71

Semifinals, March 3, 1990
ETSU 99, VMI 84
Appalachian State 79, Furman 62

Championship, March 4, 1990
ETSU 96, Appalachian State 75
APPALACHIAN STATE – Parker 9 5-8 23, Miller 6 3-4 15, Gibson 1 1-2 3, Peel 5 2-2 15, Phillips 1 1-2 4, Ward 0 0-0 0, Spurlock 5 3-5 13, Ross 0 0-0 0, Powers 1 0-0 2. Totals 28 15-23 75.
ETSU – Talford 4 1-2 11, Story 3 3-5 9, Dennis 7 10-11 24, Geer 4 0-1 11, Jennings 6 3-3 16, West 5 2-2 15, Jacobs 0 0-0 0, Pelphrey 0 0-0 0, Jones 1 0-0 2, Woods 0 2-2 2, Keller 1 2-2 4, Spears 1 0-0 2. Totals 32 23-28 96.
3-point goals – Appalachian State 4 (Peel 3, Phillips); ETSU 9 (Geer 3, West 3, Talford 2, Jennings).
Halftime – ETSU 51, Appalachian State 32.

1991
Asheville, N.C.
First Round, March 1, 1991
Appalachian State 100, VMI 72
ETSU 99, The Citadel 70
Chattanooga 84, Western Carolina 83

Semifinals, March 2, 1991
Appalachian State 100, Furman 82
ETSU 104, Chattanooga 71

Championship, March 3, 1991
ETSU 101, Appalachian State 82
APPALACHIAN STATE – Broderick Parker 7 2-4 16, Steve Spurlock 5 3-4 13, Tim Powers 6 5-6 17, Ed Ward 4 0-0 10, Billy Ross 8 2-2 20, Joe Sabato 0 2-2 2, Spencer Click 0 0-0 0, Jeff Williams 2 0-0 4, Jason Lutz 0 0-0 0, Bruce Falkner 0 0-0 0. Totals 32 14-18 82.
ETSU – Rodney English 6 4-7 16, Marty Story 2 4-6 8, Darell Jones 5 1-5 11, Keith Jennings 10 7-8 31, Major Geer 1 2-2 4, Eric Palmer 1 0-0 3, Alvin West 4 0-0 10, Maurice Hayes 0 0-0 0, Trazell Silvers 4 2-2 10, Loren Riddick 0 0-0 0, Calvin Talford 1 0-0 2, Jerry Pelphrey 0 6-7 6, Michael Woods 0 0-0 0. Totals 34 26-37 101.
3-point goals – Appalachian State 4 (Ross 2, Ward 2); ETSU 7 (Jennings 4, West 2, Geer).
Halftime – ETSU 56, Appalachian State 44.

1992
Asheville, N.C.
First Round, March 6, 1992
ETSU 89, The Citadel 55
Chattanooga 84, VMI 49
Marshall 83, Furman 76
Appalachian State 86, Western Carolina 69

Semifinals, March 7, 1992
ETSU 77, Appalachian State 69
Chattanooga 84, Marshall 68

Championship, March 8, 1992
ETSU 74, Chattanooga 63
CHATTANOOGA – LeVert Threats 1 1-2 3, Keith Nelson 8 1-3 17, Bart Redden 0 0-0 0, Tim Brooks 2 5-5 9, Kelly Sutton 7 4-5 21, Larry Stewart 1 1-1 3, Shane Neal 0 1-2 1, Daymond Woods 2 0-0 4, Brnadon Born 0 0-0 0, Ron Wilson 0 0-0 0, Ed Snead 2 0-0 4. Totals 23 13-18 62.
ETSU – Rodney English 5 0-2 10, Marty Story 1 0-0 2, Greg Daniels 9 9-10 28, Calvin Talford 3 4-6 12, Jason Niblett 4 1-2 10, Eric Palmer 0 1-2 1, Reece Dudley 0 0-0 0, Trazel Silvers 2 0-1 4, Loren Riddick 0 0-0 0, Jerry Pelphrey 2 2-2 7, Damian Hodge 0 0-0 0, Leslie Brunn 0 0-0 0, Robert Spears 0 0-0 0. Totals 26 17-25 74.
3-point goals – ETSU 5 (Talford 2, Dennis, Niblett, Pelphrey); Chattanooga 3 (Sutton 3).
Halftime – Chattanooga 35, ETSU 30.

1993
Asheville, N.C.
First Round, March 4, 1993
Furman 76, VMI 51
Appalachian State 84, Western Carolina 73

Quarterfinals, March 5, 1993
Chattanooga 85, Furman 69
ETSU 97, Appalachian State 84
Davidson 67, Marshall 65
Georgia Southern 72, The Citadel 41

Semifinals, March 6, 1993
Chattanooga 72, Davidson 68
ETSU 84, Georgia Southern 76 (OT)

Championship, March 7, 1993
Chattanooga 86, ETSU 75
ETSU – Trazell Silvers 3 2-2 8, Jerry Pelphrey 8 6-6 27, Darell Jones 3 0-0 6, Jason Niblett 3 0-0 6, Eric Palmer 4 3-4 14, Tony Patterson 4 1-2 9, Andy Pennington 1 0-0 3, Justin McClellan 0 2-2 2, Phil Powe 0 0-0 0, Robert Spears 0 0-0 0, Totals 26 14-16 75.
CHATTANOOGA – Brandon Born 3 0-0 6, Gary Robb 8 0-0 16, Daymond Woods 2 4-4 9, Tim Brooks 6 5-8 20, Tee Jay Jackson 7 8-10 22, Chad Copeland 4 1-1 11, Ed Snead 1 0-0 2, Bart Redden 0 1-0 0. Totals 31 18-24 86.
3-point goals – ETSU 9 (Pelphrey 5, Palmer 3, Pennington); Chattanooga 6 (Brooks 3, Copeland 2, D. Woods).
Halftime – Chattanooga 49, ETSU 30.

1994
Asheville, N.C.
First Round, March 3, 1994
Furman 75, The Citadel 70
VMI 84, Marshall 62

Quarterfinals, March 4, 1994
Chattanooga 85, Furman 81
Georgia Southern 85, Appalachian State 60
Davidson 71, VMI 61
Western Carolina 79, ETSU 78

Semifinals, March 5, 1994
Chattanooga 99, Georgia Southern 91 (OT)
Davidson 93, Western Carolina 89

Championship, March 6, 1994
Chattanooga 65, Davidson 64
DAVIDSON – Janko Narat 3 1-2 7, Brandon Williams 6 0-0 14, George Spain 5 0-1 10, Chris Alpert 1 0-0 3, Jeff Anderson 2 0-0 4, Mark Donnelly 3 1-2 9, Jason Zimmerman 1 0-0 2, Quinn Harwood 2 2-2 7, Mark McGuire 4 0-0 8. Totals 27 4-7 64.
CHATTANOOGA – Maurio Hanson 4 4-6 14, Brandon Born 3 2-2 8, Roger Smith 5 1-2 11, Gary Robb 2 3-5 7, Chad Copeland 7 2-2 21, Fred Moore 0 0-0 0, Patrick Henderson 1 0-0 2, LaMonte Woods 1 0-0 2, John Oliver 0 0-0 0. Totals 23 12-17 65.
3-point goals – Davidson 6 (Donnelly 2, Williams 2, Harwood, Alpert); Chattanooga 7 (Copeland 5, Hanson 2).
Halftime – Davidson 38, Chattanooga 35.

1995
Asheville, N.C.
First Round, March 2, 1995
Georgia Southern 94, VMI 71
Appalachian State 78, Furman 73

Quarterfinals, March 3, 1995
Chattanooga 70, Georgia Southern 66
ETSU 85, The Citadel 65
Appalachian State 93, Marshall 82
Western Carolina 78, Davidson 74

Semifinals, March 4, 1995
Chattanooga 71, ETSU 69
Western Carolina 74, Appalachian State 64

Championship, March 5, 1995
Chattanooga 63, Western Carolina 61
WESTERN CAROLINA – Tim Ford 3 0-0 7, Kevin Kullum 6 2-2 14, Scott Scholtz 1 2-2 4, Frankie King 4 9-10 18, Anquell McCollum 6 1-2 17, Scott Bradley 0 0-0 0, Ken Gibson 0 0-0 0, Johnny Scott 0 1-2 1. Totals 20 15-18 61.
CHATTANOOGA – Maurio Hanson 4 5-6 15, Brandon Born 5 6-6 17, Julian Scott 2 1-2 5, Lincoln Walters 0 0-0 0, John Oliver 2 0-0 5, Rodney Lemons 0 1-2 1, Shane Neal 0 0-0 0, Pat Henderson 2 6-9 10, Marcus Watkins 3 2-2 10. Totals 18 21-27 63.
3-point goals – Chattanooga 6 (Hanson 2, Watkins 2, Born 1, Oliver 1); Western Carolina 6 (McCollum 4, Ford 1, King 1).
Halftime – Western Carolina 31, Chattanooga 22.

1996
Greensboro, N.C.
First Round, Feb. 29, 1996
Appalachian State 75, The Citadel 73

Quarterfinals, March 1, 1996
Davidson 67, ETSU 43
Marshall 82, Chattanooga 81
Western Carolina 74, Appalachian State 66
VMI 91, Furman 89 (OT)

Semifinals, March 2, 1996
Davidson 92, Marshall 77
Western Carolina 97, VMI 93

Championship, March 3, 1996
Western Carolina 69, Davidson 60
WESTERN CAROLINA – Joe Stafford 2 2-2 10, Scott Scholtz 4 0-0 8, Kerry Wright 2 4-4 8, Joal Fleming 2 1-2 5, Anquell McCollum 3 7-9 13, William Butler 0 0-0 0, Ken Gibson 0 0-0 0, Kevin Kullum 3 6-6 12, Larry Mayo 0 2-2 2, Lazarus Chennault 0 0-0 0, Jarvis Graham 5 1-1 11. Totals 21 25-30 69.
DAVIDSON – Narcisse Ewodo 6 2-4 15, Brnadon Williams 7 1-1 17, Quinn Harwood 2 2-2 6, Chris Alpert 6 4-5 16, Ray Minlend 1 2-6 4, Mark Donnelly 0 0-0 0, Ali Ton 0 0-0 0, Jeff Anderson 1 0-0 2, Chadd Holmes 0 0-0 0, Mark McGuire 0 0-0 0. Totals 23 11-18 60.
3-point goals – Western Carolina 2 (Stafford 2); Davidson 3 (Ewodo 1, Williams 2).
Halftime – Western Carolina 39, Davidson 37.

1997
Greensboro, N.C.
First Round, Feb. 27, 1997
VMI 87, Furman 84 (OT)
Georgia Southern 68, ETSU 48

Quarterfinals, Feb. 28, 1997
Chattanooga 84, VMI 62
Davidson 83, The Citadel 61
Marshall 78, Georgia Southern 46
Appalachian State 87, Western Carolina 68

Semifinals, March 1, 1997
Chattanooga 77, Davidson 70
Marshall 84, Appalachian State 78

Championship, March 2, 1997
Chattanooga 71, Marshall 70 (OT)
MARSHALL – Von Dale Morton 5 4-4 14, John Brannen 7 4-4 21, Derrick Wright 0 0-0 0, Sidney Coles 4 0-1 8, Keith Veney 9 3-4 27, Chris Gray 0 0-0 0, Carlton King 0 0-0 0. Totals 25 11-13 70.
CHATTANOOGA – Isaac Conner 3 2-2 10, Johnny Taylor 4 4-6 14, Chris Mims 7 2-4 16, Willie Young 5 2-2 16, Wes Moore 0 0-0 0, David Phillips 1 1-3 3, Marquis Collier 4 4-4 12, Akintoye Oloko 0 0-0 0. Totals 24 15-21 71.
3-point goals – Chattanooga 8 (Conner 2, Taylor 2, Young 4); Marshall 9 (Brannen 3, Veney 6).
Halftime – Marshall 33, Chattanooga 30.
Regulation – Chattanooga 64, Marshall 64.

1998
Greensboro, N.C.
First Round, Feb. 26, 1998
Georgia Southern 57, ETSU 47
UNCG 60, Western Carolina 59

Quarterfinals, Feb. 27, 1998
Davidson 72, Georgia Southern 68
The Citadel 77, VMI 66
Chattanooga 56, UNCG 55
Appalachian State 60, Furman 58

Semifinals, Feb. 28, 1998
Davidson 68, The Citadel 59
Appalachian State 85, Chattanooga 75

Championship, March 1, 1998
Davidson 66, Appalachian State 62
APPALACHIAN STATE – Marshall Phillips 5 4-4 17, Kareem Livingston 4 0-5 8, Tyson Patterson 5 2-3 13, Blair Adderley 2 5-7 10, Tige Darner 4 2-2 12, Ian Adams 0 0-0 0, Matt McMahon 0 0-0 0, Terence Tyler 0 0-0 0, Clint Crosston 0 0-0 0, Josh Grover 1 0-0 2. Totals 21 13-21 62.
DAVIDSON – Davor Halbauer 1 0-0 3, Landry Kosmalski 3 0-2 7, Stephen Marshall 3 1-1 7, Mark Donnelly 4 2-2 13, Ali Ton 0 0-0 0, Billy Armstrong 3 3-4 10, David Burns 3 0-0 9, Chadd Holmes 0 0-0 0, Ben Ebong 6 5-8 17. Totals 23 11-17 66.
3-point goals – Davidson 9 (Donnelly 3, Burns 3, Halbauer 1, Kosmalski 1, Armstrong 1); Appalachian State 7 (Phillips 3, Darner 2, Patterson 1, Adderley 1).
Halftime – Davidson 40, Appalachian State 31.

1999
Greensboro, N.C.
First Round, Feb. 25, 1999
Furman 57, VMI 49
Western Carolina 67, Wofford 64
Georgia Southern 81, UNCG 78
ETSU 72, The Citadel 59

Quarterfinals, Feb. 26, 1999
College of Charleston 98, Furman 74
Western Carolina 82, Davidson 77
Appalachian State 74, Georgia Southern 65
Chattanooga 77, ETSU 65

Semifinals, Feb. 27, 1999
College of Charleston 80, Western Carolina 49
Appalachian State 94, Chattanooga 91 (2OT)

Championship, Feb. 28, 1999
College of Charleston 77, Appalachian State 67
COLLEGE OF CHARLESTON – Webber 3 0-0 6, Lumpkin 6 0-1 12, McCravy 1 4-6 6, President 3 7-7 15, Johnson 9 1-1 21, Brown 3 1-1, 7, Bolton 0 0-0 0, Thomas 3 3-4 10. Totals 28 16-20 77.
APPALACHIAN STATE – Phillips 6 5-6 18, Adderley 1 0-1 2, Holmes 5 2-2 12, Patterson 4 0-0 11, McMahon 5 1-4 15, Adams 1 0-0 2, Davis 0 0-0 0, Fritts 0 0-0 0, Alexander 1 0-0 2, Grover 2 1-2 5. Totals 25 9-15 67.
3-point goals – College of Charleston 5 (President 2, Johnson 2, Thomas 1); Appalachian State 8 (Phillips 1, Patterson 3, McMahon 4).
Halftime – Appalachian State 37, College of Charleston 30.

2000
Greenville, S.C.
First Round, March 2, 2000
(4S) Chattanooga 90, (5N) Western Carolina 75
(6S) Furman 77, (3N) UNCG 61
(4N) ETSU 85, (5S) The Citadel 71
(3S) Wofford 81, (6N) VMI 72

Quarterfinals, March 3, 2000
(1N) Appalachian State 88, (4S) Chattanooga 66
(6S) Furman 68, (2S) Georgia Southern 54
(1S) College of Charleston 65, (4N) ETSU 51
(3S) Wofford 65, (2N) Davidson 64

Semifinals, March 4, 2000
(1N) Appalachian State 60, (6S) Furman 56
(1S) College of Charleston 74, (3S) Wofford 64

Championship, March 5, 2000
(1N) Appalachian State 68, (1S) College of Charleston 56
APPALACHIAN STATE – Cedrick Holmes 1 3-4 5, Corey Cooper 4 2-2 10, Tyson Patterson 7 7-10 21, Matt McMahon 1 0-0 3, Shawn Alexander 5 1-2 11, Jonathan Butler 0 0-0 0, Rufus Leach 6 3-5 16, Buddy Davis 0 0-0 0, Josh Shehan 1 0-1 2. Totals 25 16-24 68.
COLLEGE OF CHARLESTON – Leighton Bowie 2 2-2 6, Jody Lumpkin 5 6-9 16, A.J. Harris 0 0-0 0, Jeff Bolton 3 4-4 11, James Griffin 4 0-0 11, Trey Wheless 1 0-0 2, Tyrone Nelson 2 0-0 4, Rudy Rothseiden 3 0-0 6, Pat Davis 0 0-0 0. Totals 20 12-15 56.
3-point goals – Appalachian State 2 (Leach 1, McMahon 1; College of Charleston 4 (Griffin 3, Bolton 1).
Halftime – College of Charleston 29, Appalachian St. 28.

2001
Greenville, S.C.
First Round, March 1, 2001
(4N) Davidson 60, (5S) Wofford 57
(6N) Western Carolina 67, (3S) The Citadel 57
(4S) Georgia Southern 76, (5N) VMI 59
(3N) Appalachian State 58, (6S) Furman 56

Quarterfinals, March 2, 2001
(4N) Davidson 57, (1S) College of Charleston 54
(2N) UNCG 91, (6N) Western Carolina 69
(4S) Georgia Southern 78, (1N) ETSU 64
(2S) Chattanooga 78, (3N) Appalachian State 74

Semifinals, March 3, 2001
(2N) UNCG 73, (4N) Davidson 68
(2S) Chattanooga 84, (4S) Georgia Southern 73

Championship, March 4, 2001
(2N) UNCG 67, (2S) Chattanooga 66
CHATTANOOGA – Michael Townsend 1 0-0 2, Oliver Morton 5 1-2 11, Clyde McCully 7 5-5 19, Toot Young 7 1-1 18, Idris Harper 2 2-2 6, Bryan Richardson 0 0-0 0, Tim Parker 1 2-3 4, Diamory Sylla 0 0-0 0, Dusty Pullian 3 0-0 6. Totals 23 17-24 67.
UNCG – David Schuck 9 3-4 21, Nathan Popp 2 0-0 4, Nathan Jameson 2 4-4 10, Courtney Eldridge 3 2-4 8, Jay Joseph 4 0-0 10, Ronnie Taylor 3 8-12 14, Luke Boythe 0 0-0 0, Peter Tsampas 0 0-0 0, Sean McCarthy 0 0-0 0. Totals 26 11-13 66.
3-point goals – UNCG 4 (Jameson 2, Joseph 2); Chattanooga 3 (Young 3).
Halftime – UNCG 31, Chattanooga 27.

2002
North Charleston, S.C.
First Round, Feb. 28, 2002
(4S) The Citadel 80, (5N) VMI 70
(3N) UNCG 70, (6S) Wofford 41
(5S) Furman 65, (4N) Western Carolina 61
(3S) College of Charleston 85, (6N) Appalachian State 61

Quarterfinals, March 1, 2002
(1N) Davidson 71, (4S) The Citadel 58
(3N) UNCG 67, (2S) Chattanooga 57
(5S) Furman 73, (1S) Georgia Southern 70
(3S) College of Charleston 76, (2N) ETSU 75 (OT)

Semifinals, March 2, 2002
(1N) Davidson 68, (3N) UNCG 58
(5S) Furman 44, (3S) College of Charleston 43

Championship, March 3, 2002
(1N) Davidson 62, (5S) Furman 57
FURMAN – Zeigler 5 4-4 14, Thomas 3 0-0 6, Gonzalez 2 3-4 7, Da Luz 1 1-3 3, Foster 3 0-0 9, Ndoye 2 2-2 6, Sanders 0 0-0 0, Souchu 5 1-4 12. Totals 21 10-13 57.
DAVIDSON – Pearson 6 4-7 16, Booker 2 0-1 4, Ides 2 2-2 6, Bree 1 0-2 3, Bernard 3 3-4 9, Eho 0 0-0 0, Tonella 1 0-0 2, Anderer 7 2-3 22, White 0 0-0 0, Grace 0 0-0 0. Totals 22 11-17 62.
3-point goals – Furman 5 (Foster 3, Souchu 2); Davidson 7 (Anderer 6, Bree 1)
Halftime – Furman 28, Davidson 24.

2003
North Charleston, S.C.
First Round, March 5, 2003
(5S) Georgia Southern 89, (4N) Western Carolina 81
(3S) Wofford 77, (6N) UNCG 73
(5N) VMI 62, (4S) Furman 56
(3N) Appalachian State 73, (6S) The Citadel 63

Quarterfinals, March 6, 2003
(1S) College of Charleston 67, (5S) Georgia Southern 53
(2N) ETSU 80, (3S) Wofford 75
(5N) VMI 66, (1N) Davidson 60
(2S) Chattanooga 98, (3N) Appalachian State 67

Semifinals, March 7, 2003
(2N) ETSU 65, (1S) College of Charleston 55
(2S) Chattanooga 77, (5N) VMI 58

Championship, March 8, 2003
(2N) ETSU 97, (2S) Chattanooga 90
ETSU – Jerald Fields 4 3-3 12, Zakee Wadood 7 2-5 17, Ben Rhoda 4 2-2 10, Tim Smith 9 4-5 25, James Anthony 1 2-2 4, Ryan Lawson 3 4-4 13, Isaac Potter 0 0-0 0, Brad Nuckes 5 6-6 16. Totals 33 23-27 97.
CHATTANOOGA – Ashley Champion 11 3-6 27, Aaron Morgan 1 4-4 6, Tim Parker 4 2-2 13, Ray Trowell 4 2-2 10, Jason Rogan 12 2-2 27, Alphonso Pugh 2 1-2 6, Bryan Richardson 0 0-0 0, Mike Matthews 0 1-2 1, Tim Harris 0 0-0 0, Nick Benson 0 0-0 0. Totals 34 15-20 90.
3-point goals – ETSU 8 (Smith 3, Lawson 3, Wadood 1, Fields 1); Chattanooga 7 (Parker 3, Champion 2, Pugh 1, Rogan 1)
Halftime – ETSU 48, Chattanooga 40.

#SoConHoops

SOCON TOURNAMENT RESULTS

2004
North Charleston, S.C.
First Round, March 3, 2004
(4S) Furman 73, (5N) Western Carolina 68
(3N) Elon 66, (6S) The Citadel 56
(5S) Wofford 85, (4N) UNCG 82
(3S) College of Charleston 71, (6N) Appalachian State 61

Quarterfinals, March 4, 2004
(1N) ETSU 94, (4S) Furman 84
(2S) Davidson 68, (3N) Elon 61
(1S) Georgia Southern 82, (5S) Wofford 69
(2N) Chattanooga 89, (3S) College of Charleston 78

Semifinals, March 5, 2004
(1N) ETSU 96, (2S) Davidson 84
(2N) Chattanooga 90, (1S) Georgia Southern 87

Championship, March 6, 2004
(1N) ETSU 78, (2N) Chattanooga 62
CHATTANOOGA – Champion 1 0-0 2; Katelynas 3 3-4 9; Brown 4 1-1 10, Trowell 1 3-4 6, Rogan 0 0-0 0, Pugh 8 3-4 20, Richardson 3 0-0 9, Matthews 0 0-0 0, Long 1 0-0 2, Walton 0 0-0 0, Anderson 2 0-0 4. Totals 23 10-13 62.
ETSU – Fields 3 1-1 8, Wadood 6 1-1 14, Rhoda 4 2-2 10, Smith 10 2-2 25, Strong 5 0-1 11, Scott 0 0-0 0, Nuckles 3 3-4 10. Totals 31 9-11 78.
3-point goals – Chattanooga 6 (Brown 1, Trowell 1, Pugh 1, Richardson 3). ETSU 7 (Fields 1, Wadood 1, Smith 3, Strong 1, Nuckles 1).
Halftime – ETSU 43, Chattanooga 35.

2005
Chattanooga, Tenn.
First Round, March 2, 2005
(4N) Elon 64, (5S) Wofford 58
(3S) Georgia Southern 69, (6N) Western Carolina 57
(5N) ETSU 87, (4S) Furman 84
(3N) Appalachian State 68, (6S) The Citadel 59

Quarterfinals, March 3, 2005
(1S) Davidson 67, (4N) Elon 53
(2N) UNCG 73, (3S) Georgia Southern 71
(1N) Chattanooga 77, (5N) ETSU 70
(3N) Appalachian State 63, (2S) College of Charleston 60

Semifinals, March 4, 2005
(2N) UNCG 73, (1S) Davidson 68
(1N) Chattanooga 57, (3N) Appalachian State 51

Championship, March 5, 2005
(1N) Chattanooga 66, (2N) UNCG 62
UNCG – Ronnie Burrell 4 0-0 10, Kyle Hines 6 0-0 12, Dwayne Johnson 1 1-2 3, Ricky Hickman 2 8-13 13, Ray Bristow 1 2-2 5, Kevin Oleksiak 0 0-0 0, Josh Gross 7 1-2 19. Totals 21 14-21 62.
CHATTANOOGA – Mindaugas Katelynas 4 2-2 12, Chris Brown 3 3-34 11, Charles Anderson 6 1-1 13, Steve Cherry 1 1-2 4, Casey Long 2 4-6 9, Jerice Crouch 1 0-0 2, Alphonso Pugh 5 0-0 11, Ricky Hood 1 0-0 2, A.J. Mastin 0 0-0 0, Matt Malone 1 09-0 2. Totals 24 11-15 66.
3-point goals – Chattanooga 7 (Katelynas 2, Brown 2, Cherry 1, Long 1, Pugh 1); UNCG 6 (Gross 4, Hickman 1, Bristow 1)
Halftime – Chattanooga 27, UNCG 19.

2006
North Charleston, S.C.
First Round, March 2, 2006
(8) Appalachian State 66, (9) Wofford 65
(10) UNCG 69, (7) Western Carolina 65
(11) The Citadel 65, (6) Furman 53

Quarterfinals, March 3, 2006
(8) Appalachian State 74, (1) Georgia Southern 61
(5) Chattanooga 65, (4) College of Charleston 53
(2) Elon 64, (10) UNCG 61 (OT)
(3) Davidson 79, (11) The Citadel 73

Semifinals, March 4, 2006
(5) Chattanooga 78, (8) Appalachian State 75
(3) Davidson 65, (2) Elon 58

Championship, March 5, 2006
(3) Davidson 80, (5) Chattanooga 55



UNCG's David Schuck banked in the game-winner at the buzzer as the Spartans topped Chattanooga, 67-66, in the 2001 tournament final in Greenville, S.C.

CHATTANOOGA – Steve Cherry 2 0-2 4, Charles Anderson 2 1-7 5, Keddric Mays 5 0-0 13, Ricky Hood 4 1-1 10, Casey Long 2 3-3 7, Jerice Crouch 4 1-2 9, Omar Johnson 0 0-0 0, Zach Ferrell 0 0-0 0, Jaycen Herring 1-2 0-0 2, Nicchaeus Doaks 1 0-2 3, Khalil Hartwell 0 2-3 2. Totals 21 8-20 55.
DAVIDSON – Thomas Sander 3 0-0 6, Ian Johnson 4 2-2 10, Matt McKillop 3 0-0 9, Kenny Grant 1 0-0 2, Brendan Winters 13 1-1 33, Jason Richards 0 0-0 0, Boris Meno 4 4-6 12, Max Paulhus Gosselin 0 0-0 0, Can Civi 0 0-0 0, John Falconi 0 0-0 0, Eric Blancett 1 0-0 2, Jason Morton 2 1-2 6, Chris Clunie 0 0-0 0, Andrew Lovedale 0 0-0 0. Totals 31 8-11 80.
3-point goals – Chattanooga 5 (Mays 3, Hood 1, Doaks 1). Davidson 10 (McKillop 3, Winters 6, Morton 1).
Halftime – Davidson 35, Chattanooga 20.

2007
North Charleston, S.C.
First Round, Feb. 28, 2007
(8) Chattanooga 64, (9) Wofford 55
(7) Western Carolina 69, (10) Elon 65
(6) Georgia Southern 62, (11) The Citadel 46

Quarterfinals, March 1, 2007
(1) Davidson 78, (8) Chattanooga 68
(5) Furman 73, (4) UNCG 71
(2) Appalachian State 78, (7) Western Carolina 59
(3) College of Charleston 77, (6) Georgia Southern 66

Semifinals, March 2, 2007
(1) Davidson 91, (5) Furman 68
(3) College of Charleston 89, (2) Appalachian State 87 (OT)

Championship, March 3, 2007
(1) Davidson 72, (3) College of Charleston 65
COLLEGE OF CHARLESTON – Jermaine Johnson, 6 1-2 13, David Lawrence 5 0-0 13, Philip McCandies 3 1-3 8, Dontaye Draper 2 3-4 8, Marcus Hammond 1 0-0 3, Josh Jackson 4 1-2 9, Javon Parris 1 0-1 2, Tony White, Jr. 3 0-0 9, Konimba Diarra 0 0-0 0. Totals 25 6-12 65.
DAVIDSON – Stephen Curry 10 5-7 29, Boris Meno 5 3-3 14, Thomas Sander 3 2-2 8, Jason Richards 2 0-0 4, Max Paulhaus Gosselin 1 0-0 3, William Archambault 3 0-0 8, Stephen Rossiter 0 0-0 0, Bryant Barr 0 3-3 3, Andrew Lovedale 1 1-2 2. Totals 25 14-17 72.
3-point goals – College of Charleston 9 (Lawrence 3, White 3, McCandies 1, Draper 1, Hammond 1). Davidson 8 (Curry 4, Archambault 2, Meno 1, Gosselin 1)
Halftime – Davidson 37, College of Charleston 35.

2008
North Charleston, S.C.
First Round, March 7, 2008
(8) Wofford 58, (9) Western Carolina 49
(7) Elon 52, (10) Furman 37
(6) College of Charleston 66, (11) The Citadel 48

Quarterfinals, March 8, 2008
(1) Davidson 82, (8) Wofford 49
(5) UNCG 63, (4) Appalachian State 46
(7) Elon 60, (2) Chattanooga 57
(6) College of Charleston 87, (3) Georgia Southern 73

Semifinals, March 9, 2008
(1) Davidson 82, (5) UNCG 52
(7) Elon 75, (6) College of Charleston 61

Championship, March 10, 2008
(1) Davidson 65, (7) Elon 49
ELON – TJ Douglas 6-10 0-0 18; Brett James 5-15 2-2 13; Devan Carter 2-3 0-0 4; Chris Long 2-8 0-0 4; Ola Atoyebi 1-3 1-2 3; Brian Waters 1-4 1-2 3; Adam Constantine 1-1 0-0 2; Montell Watson 1-10 0-0 2. Totals 19-54 4-6 49.
DAVIDSON – Stephen Curry 8-18 2-2 23; Thomas Sander 5-7 1-1 11; Andrew Lovedale 4-6 2-3 10; Bryant Barr 2-3 0-0 6; Boris Meno 2-3 1-2 5; Max Paulhus Gosselin 2-5 0-0 4; Jason Richards 1-8 2-3 4; Will Archambault 1-3 0-0 2; Stephen Rossiter 0-2 0-0 0. Totals 25-55 8-11 65.
3-point goals – Elon 7 (Douglas 6; James 1). Davidson 7 (Curry 5; Barr 2).
Halftime – Davidson 30, Elon 22.

2009
Chattanooga, Tenn.
First Round, March 6, 2009
(4S) Appalachian State 86, (5S) Georgia Southern 75
(3S) College of Charleston 69, (6N) UNCG 56
(5N) Elon 62, (4S) Wofford 55
(3N) Samford 57, (6S) Furman 52

Quarterfinals, March 7, 2009
(1S) Davidson 84, (4S) Appalachian State 68
(3S) College of Charleston 67, (2N) Western Carolina 48
(1N) Chattanooga 79, (5N) Elon 78
(3N) Samford 76, (2S) The Citadel 67

Semifinals, March 8, 2009
(3S) College of Charleston 59, (1S) Davidson 52
(1N) Chattanooga 81, (3N) Samford 70

Championship, March 9, 2009
(1N) Chattanooga 80, (3S) College of Charleston 69
COLLEGE OF CHARLESTON – Tony White Jr., 11-19 2-2 31; Andrew Goudelock 5-17 2-2 15; Marcus Hammond 2-4 0-0 6; Jeremy Simmons 2-4 1-3 5; Donavan Monroe 2-6 0-0 4; Jermaine Johnson 2-8 0-0 4; Antwaine Wiggins 2-4 0-0 4; Dustin Scott 0-3 0-0 0. Totals 26-65 5-7 69.
CHATTANOOGA – Keyron Sheard 4-7 9-10 18; Stephen McDowell 4-12 4-4 15; Ty Patterson 4-5 1-1 12; Kevin Goffney 2-7 5-6 10; Khalil Hartwell 3-10 1-3 7; Chris Early 2-5 2-2 6; Dante Harvey 3-5 0-0 6; Nicchaeus Doaks 3-6 0-1 6. Totals 25-57 22-27 80.
3-point goals – College of Charleston 12 (White, Jr. 7; Goudelock 3; Hammond 2). Chattanooga 8 (Patterson 3; McDowell 3; Goffney 1; Sheard 1).
Halftime – College of Charleston 34, Chattanooga 34.

2010
Charlotte, N.C.
Bojangles Coliseum
First Round, March 5, 2010
(6N) Elon 66, (3S) Davidson 59
(4N) UNCG 66, (5S) Furman 65
(4S) The Citadel 55, (5N) Samford 43
(3N) Chattanooga 82, (6S) Georgia Southern 62

Quarterfinals, March 6, 2010
(2N) Western Carolina 68, (6N) Elon 57
(1S) Wofford 59, (4N) UNCG 47
(1N) Appalachian State 71, (4S) The Citadel 61
(2S) College of Charleston 96, (3N) Chattanooga 69

SoConSports.com

Time Warner Cable Arena
Semifinals, March 7, 2010
(1S) Wofford 77, (2N) Western Carolina 58
(1N) Appalachian State 77, (2S) College of Charleston 54

Championship, March 8, 2010
(1S) Wofford 56, (1N) Appalachian State 51
APPALACHIAN STATE – Josh Hunter 2-5 2-7 6; Isaac Butts 2-5 0-0 4; Donald Sims 2-15 4-4 9; Jeremi Booth 2-2 0-0 5; Kellen Brand 0-8 4-4 4; Ryan Abraham 3-7 3-3 11; Marcus Wright 0-0 0-0 0; Tyler Webb 0-1 0-0 0; Andre Williamson 4-6 4-6 12. Totals 15-52 17-24 51.
WOFFORD – Tim Johnson 0-8 0-0 0; Noah Dahlman 4-12 2-2 10; Junior Salters 3-3 0-3 8; Jamar Diggs 4-12 1-2 9; Brad Loesing 0-2 1-2 1; Cameron Rundles 5-8 9-13 20; Kevin Giltner 1-4 0-0 2; Jason Dawson 0-3 0-0 0; Corey Godzinski 1-1 0-0 2; Terry Martin 1-1 2-3 4. Totals 19-54 15-25 59.
3-point goals – Appalachian State 4 (Abraham 2; Booth 1; Sims 1). Wofford 3 (Salters 2; Rundles 1).
Halftime – Wofford 33, Appalachian State 18.

2011
Chattanooga, Tenn.
First Round, March 4, 2011
(5N) UNCG 71, (4S) Davidson 64
(3N) Appalachian State 65, (6S) Georgia Southern 57
(3S) Furman 61, (6N) Samford 48
(4N) Elon 85, (5S) The Citadel 74

Quarterfinals, March 5, 2011
(1N) Western Carolina 77, (5N) UNCG 66
(2S) Wofford 69, (3N) Appalachian State 56
(3S) Furman 61, (2N) Chattanooga 52
(1S) College of Charleston 78, (4N) Elon 60

Semifinals, March 6, 2011
(2S) Wofford 86, (1N) Western Carolina 72
(1S) College of Charleston 63, (3S) Furman 58

Championship, March 7, 2011
(2S) Wofford 77, (1S) College of Charleston 67
WOFFORD – Tim Johnson 4-5 1-1 9; Noah Dahlman 7-15 6-6 20; Cameron Rundles 6-12 6-7 21; Jamar Diggs 6-13 5-6 17; Brad Loesing 2-3 0-0 4; Nathan Parker 0-4 2-2 2; Kevin Giltner 1-0 0-0 0; Drew Crowell 0-0 0-0 0; Terry Martin 1-3 2-2 4. Totals 26-56 22-24 77.
COLLEGE OF CHARLESTON – Antwaine Wiggins 3-9 6-8 12; Trent Wiedeman 1-1 4-6 6; Willis Hall 1-3 0-0 2; Donavan Monroe 8-18 1-2 19; Andrew Goudelock 9-20 3-4 25; Andrew Lawrence 1-3 0-0 3; James Carlton 0-1 0-0 1; Jordan Scott 0-00-0 0. Totals 23-55 13-20 67.
3-point goals – Wofford 3 (Rundles 3). College of Charleston 8 (Goudelock 4; Monroe 3; Lawrence 1).
Halftime – College of Charleston 32, Wofford 28.

2012
Asheville, N.C.
First Round, March 2, 2012
(5N) Appalachian State 93, (4S) College of Charleston 81
(3N) Western Carolina 68, (6S) The Citadel 56
(5S) Furman 75, (4N) Samford 66
(3S) Georgia Southern 76, (6N) Chattanooga 70

Quarterfinals, March 3, 2012
(1N) UNCG 65, (5N) Appalachian State 55
(3N) Western Carolina 82, (2S) Wofford 59
(1S) Davidson 73, (5S) Furman 54
(2N) Elon 65, (3S) Georgia Southern 58

Semifinals, March 4, 2012
(3N) Western Carolina 82, (1N) UNCG 77
(1S) Davidson 82, (2N) Elon 67

Championship, March 5, 2012
(1S) Davidson 93, (3N) Western Carolina 91 (2OT)
WESTERN CAROLINA – Tawaski King 5-10 10-12 10; Keaton Cole 5-13 8-9 21; Trey Sumler 7-13 0-0 18; Harouna Mutombo 9-24 2-3 20; Brandon Boogs 1-8 0-0 3; Kenneth Hall 0-0 0-0 0; James Sinclair 3-5 0-0 8; Ishmael Hollis 0-0 0-0 0; Preston Ross 0-0 2-3 2. Totals 30-73 22-27 91.
DAVIDSON – Jake Cohen 7-9 2-2 17; De'Mon Brooks 7-15 5-5 19; JP Kuhlman 7-12 3-4 19; Nik Cochran 7-13 2-2 16; Chris Dzerapowicz 3-10 0-0 8; Tyler Kalinoski 1-4 0-0 2; Will Reigel 1-1 0-0 2; Tom Droney 0-2 0-0 0; Clin Mann 4-4 2-3 10. Totals 37-70 14-16 93.
3-point goals – Western Carolina 9 (Sumler 4; Cole 3; Sinclair 2). Davidson 5 (Czerapowicz 2; Kuhlman 2; Cohen 1).
Halftime – Davidson 36, Western Carolina 35.



Alphonso Pugh (3) was one of four Chattanooga players to score in double figures as the Mocs claimed the 2005 tournament crown, 66-62 over UNCG.

2013
Asheville, N.C.
First Round, March 8, 2013
(9) Georgia Southern 60, (8) Wofford 44
(12) Furman 55, (5) Samford 51
(10) UNCG 87, (7) Chattanooga 81
(6) Western Carolina 76, (11) The Citadel 61

Quarterfinals, March 9, 2013
(1) Davidson 86, (9) Georgia Southern 59
(4) Appalachian State 74, (12) Furman 60
(2) Elon 68, (10) UNCG 61
(3) College of Charleston 78, (6) Western Carolina 70

Semifinals, March 10, 2013
(1) Davidson 65, (4) Appalachian State 62
(3) College of Charleston 68, (2) Elon 60

Championship, March 11, 2013
(1) Davidson 74, (3) College of Charleston 55
COLL. OF CHARLESTON – Adjehi Baru 3-7 5-7 11; Anthony Thomas 3-9 0-0 6; Willis Hall 0-2 2-2 2; Andrew Lawrence 5-15 8-9 19; Anthony Stitt 3-9 2-2 9; Matt Sundberg 1-3 0-0 2; Pat Branin 0-5 0-0 0; Nori Johnson 0-2 0-0 0; Bart Benton 0-1 0-0 0; Theo Johnson 0-0 0-0 0; Trevonte Dixon 0-0 0-0 0; Trent Wiedeman 2-9 3-5 7. Totals 17-57 20-25 55.
DAVIDSON – Jake Cohen 4-7 4-6 12; De'Mon Brooks 9-14 6-9 24; JP Kuhlman 6-7 0-1 2; Nik Cochran 3-5 4-4 10; Chris Czerapowicz 3-8 0-0 7; Youssef Mejri 0-0 0-0 0; Mason Archie II 0-0 0-0 0; Tyler Kalinoski 1-2 0-0 2; Clay Tormey 0-0 0-0 0; Jordan Barham 0-0 0-1 0; Ali Mackay 0-0 0-0 0; Tom Droney 1-6 0-0 3; Jake Belford 1-2 0-0 2; Connor Perkey 0-0 0-0 0. Totals 28-51 14-21 74.
3-point goals – College of Charleston 1 (Lawrence 1). Davidson 4 (Kuhlman 2; Czerapowicz 1; Droney 1).
Halftime – Davidson 35, College of Charleston 26.

2014
Asheville, N.C.
First Round, March 7, 2014
(8) Samford 70, (9) Appalachian State 56
(7) Georgia Southern 65, (10) Furman 50
(11) The Citadel 86, (6) UNCG 76

Quarterfinals, March 8, 2014
(1) Davidson 77, (8) Samford 54
(5) Western Carolina 66, (4) Elon 64
(7) Georgia Southern 62, (2) Chattanooga 55
(3) Wofford 68, (11) The Citadel 51

Semifinals, March 9, 2014
(5) Western Carolina 99, (1) Davidson 97 (OT)
(3) Wofford 71, (7) Georgia Southern 57

Championship, March 10, 2014
(3) Wofford 56, (5) Western Carolina 53
WESTERN CAROLINA – Kenneth Hall 0-0 0-0 0; Tawaski King 4-11 2-2 10; Trey Sumler 3-12 2-2 9; Brandon Boggs 8-13 0-0 17; James Sinclair 4-11 0-0 9; Tom Tankelwicz 0-5 2-2 2; Mike Brown 0-1 1-2 3; Rhett Harrelson 0-0 0-0 0; Torrion Brummitt 0-1 1-2 1; Justin Browning 1-3 2-2 4. Totals 20-57 10-12 53.
WOFFORD – C.J. Neuman 4-8 1-2 9; Lee Skinner 5-10 1-3 11; Karl Cochran 8-16 2-3 23; Eric Garcia 1-5 0-0 3; Spencer Collins 0-7 3-5 3; John Swinton 0-0 0-0 0; Aerris Smith 0-1 0-0 0; Jaylen Allen 2-3 0-0 1; Justin Gordon 1-3 0-2 2. Totals 21-53 7-15 56.
3-point goals – Western Carolina 3 (Boggs 1; Sinclair 1; Sumler 1). Wofford 7 (Cochran 5; Allen 1; Garcia 1).
Halftime – Wofford 27, Western Carolina 20.

2015
Asheville, N.C.
First Round, March 6, 2015
(8) UNCG 81, (9) Samford 76
(10) Furman 73, (7) The Citadel 56

Quarterfinals, March 7, 2015
(1) Wofford 70, (8) UNCG 52
(4) Western Carolina 67, (5) ETSU 61 (OT)
(10) Furman 69, (2) Chattanooga 67
(3) Mercer 89, (6) VMI 61

Semifinals, March 8, 2015
(1) Wofford 73, (4) Western Carolina 61
(10) Furman 52, (3) Mercer 49

Championship, March 9, 2015
(1) Wofford 67, (10) Furman 64
FURMAN – Kris Acox 2-3 2-2 6; Kendrec Ferrara 4-8 2-2 10; Devin Sibley 2-6 0-0 5; Stephen Croone 5-7 3-4 14; Daniel Fowler 5-6 0-0 11; John Davis 0-5 0-0 0; Geoff Beans 5-8 0-0 15; Larry Wideman 1-3 0-0 3. Totals 24-46 7-8 64.
WOFFORD – Justin Gordon 1-2 3-4 5; Lee Skinner 6-8 5-7 17; Karl Cochran 5-13 0-0 11; Eric Garcia 4-9 3-4 15; Spencer Collins 3-12 4-4 10; John Swinton 1-3 2-2 4; Jaylen Allen 1-2 0-0 3; C.J. Neuman 1-2 0-0 2; Cameron Jackson 0-0 0-0 0. Totals 22-51 17-21 67.
3-point goals – Furman 9 (Beans 5; Croone 1; Sibley 1; Wideman 1). Wofford 6 (Garcia 4; Allen 1; Cochran 1).
Halftime – Furman 36, Wofford 36.

2016
Asheville, N.C.
First Round, March 4, 2016
(8) Samford 92, (9) VMI 85
(7) Mercer 71, (10) The Citadel 69

Quarterfinals, March 5, 2016
(1) Chattanooga 59, (8) Samford 54
(5) Western Carolina 88, (4) Wofford 83
(2) ETSU 81, (7) Mercer 65
(3) Furman 80, (6) UNCG 64

Semifinals, March 6, 2016
(1) Chattanooga 73, (5) Western Carolina 69
(2) ETSU 84, (3) Furman 76

Championship, March 7, 2016
(1) Chattanooga 73, (2) ETSU 67
ETSU – Isaac Banks 1-1 0-0 2; T.J. Cromer 5-13 1-2 13; Petey McClain 0-2 0-0 0; Ge'Lawn Guyn 4-11 1-2 11; Deuce Bello 3-7 1-4 9; Peter Jurkin 2-4 0-0 4; Desonta Bradford 6-13 1-1 14; A.J. Merriweather 3-5 1-2 7; Lester Wilson 2-6 1-2 7. Totals 26-62 6-13 67.
CHATTANOOGA – Chuck Ester 3-7 1-1 8; Justin Tu-

#SoConHoops

SOCON TOURNAMENT RESULTS



ETSU's T.J. Cromer earned Most Outstanding Player honors at the 2017 tournament after leading the Bucs to their first title since rejoining the league for the 2014-15 season.

oyo 3-6 2-2 8; Greg Pryor 3-10 7-10 13; Eric Robertson 2-4 6-6 12; Tre' McLean 4-10 4-6 13; Dee Oldham 2-4 4-4 9; Jamal Burroughs-Cook 2-5 2-2 7; Duke Ethridge 1-4 0-0 3. Totals 20-50 26-31 73.
3-point goals – ETSU 9 (Bello 2; Cromer 2; Guyn 2; Wilson 2; Bradford 1). Chattanooa 7 (Robertson 2; Ester 1; Burroughs-Cook 1; Ethridge 1; McLean 1; Oldham 1).
Halftime – Chattanooga 38, ETSU 26.

2017
Asheville, N.C.

First Round, March 3, 2017
(9) The Citadel 78, (8) Western Carolina 72
(7) Samford 79, (10) VMI 61

Quarterfinals, March 4, 2017
(1) UNCG 76, (9) The Citadel 67
(5) Wofford 79, (4) Chattanooga 67
(7) Samford 67, (2) Furman 63
(3) ETSU 73, (6) Mercer 66

Semifinals, March 5, 2017
(1) UNCG 77, (5) Wofford 73
(3) ETSU 81, (7) Samford 72

Championship, March 6, 2017
(3) ETSU 79, (1) UNCG 74
ETSU – Hanner Mosquera-Perea 4-5 4-4 12; Tevin Glass 6-11 0-0 12; T.J. Cromer 6-13 11-11 23; Desonta Bradford 2-6 0-0 5; A.J. Merriweather 5-5 2-2 13; Devontavius Payne 1-5 0-0 2; David Burrell 2-5 0-0 5; Isaac Banks 1-2 0-0 2; Jermaine Long 1-2 2-2 5. Totals 28-53 19-19 79.
UNCG – Marvin Smith 0-3 0-0 0; James Dickey 1-3 0-0 3; R.J. White 8-13 6-8 23; Francis Alonso 7-17 9-1128; Diante Baldwin 5-15 0-0 12; Malik Massey 0-3 0-1 0; Demetrius Troy 2-3 0-0 4; Kyrin Galloway 0-1 0-0 0; Jordy Kuiper 2-3 0-0 3. Totals 25-61 15-19 74.
3-point goals – ETSU 4 (Bradford 1; Merriweather 1; Burrell 1; Long 1). UNCG 9 (Alonso 5; Baldwin 2; White 1; Kuiper 1).
Halftime – UNCG 38, ETSU 31.

2018
Asheville, N.C.

First Round, March 2, 2018
(8) The Citadel 78, (9) VMI 70
(10) Chattanooga 89, (7) Samford 79

Quarterfinals, March 3, 2018
(1) UNCG 72, (8) The Citadel 58
(5) Wofford 73, (4) Mercer 53
(2) ETSU 77, (10) Chattanooga 59
(3) Furman 97, (6) Western Carolina 73

Semifinals, March 4, 2018
(1) UNCG 56, (5) Wofford 55
(2) ETSU 63, (3) Furman 52

Championship, March 5, 2018
(1) UNCG 62, (2) ETSU 47
ETSU – Jalan McCloud 5-12 5-7 15; Desonta Bradford 1-9 5-7 8; Mladen Armus 3-3 2-4 8; Devontavius Payne 1-5 2-2 5; David Burrell 2-4 0-0 4; Jermaine Long 1-3 0-0 3; Bo Hodges 1-8 0-0 2; Peter Jurkin 1-3 0-0 2; Kanayo Obi-Rapu 0-2 0-0 0. Totals 15-49 14-20 47.
UNCG – Demetrius Troy 5-9 0-0 13; Jordy Kuiper 4-9 3-4 13; James Dickey 3-5 3-4 9; Isaiah Miller 3-3 2-2 8; Marvin Smith 1-7 4-6 7; Malik Massey 2-2 2-2 6; Francis Alonso 2-11 1-2 6; Kyrin Galloway 0-6 0-0 0. Totals 20-52 15-20 62.
3-point goals – ETSU 3-16 (Jermaine Long 1-3; Devontavius Payne 1-4; Desonta Bradford 1-4; Bo Hodges 0-1; Kanayo Obi-Rapu 0-1; David Burrell 0-2; Jalan McCloud 0-1). UNCG 7-29 (Demetrius Troy 3-4; Jordy Kuiper 2-7; Francis Alonso 1-7; Marvin Smith 1-6; Kyrin Galloway 0-5).
Halftime – ETSU 25, UNCG 25.

2019
Asheville, N.C.

First Round, March 8, 2019
(8) VMI 96, (9) Western Carolina 83
(7) Samford 100, (10) The Citadel 71

Quarterfinals, March 9, 2019
(1) Wofford 99, (8) VMI 72
(4) ETSU 68, (5) Chattanooga 64
(2) UNCG 77, (7) Samford 70
(3) Furman 85, (6) Mercer 74

Semifinals, March 10, 2019
(1) Wofford 81, (4) ETSU 72
(2) UNCG 66, (3) Furman 62

Championship, March 11, 2019
(1) Wofford 70, (2) UNCG 58
UNCG – Francis Alonso 6-19 7-8 21; Isaiah Miller 8-9 2-5 19; Kyrin Galloway 2-7 3-3 7; James Dickey 1-4 2-2 4; Eric Hamilton 1-3 1-2 3; Angelo Allegri 1-4 0-0 2; Demetrius Troy 1-5 0-0 2; Kaleb Hunter 0-1 0-0 0; Malik Massey 0-1 0-0 0. Totals 20-53 15-21 58.
WOFFORD – Fletcher Magee 4-15 8-9 20; Nathan Hoover 5-9 8-8 20; Cameron Jackson 6-10 3-4 15; Storm Murphy 2-6 2-2 7; Keve Aluma 2-3 0-0 4; Chevez Goodwin 2-2 0-1 4; Matt Pegram 0-2 0-0 0; Donovan Theme-Love 0-1 0-0 0. Totals 21-48 21-24 70.
3-point goals – UNCG 3-16 (Francis Alonso 2-6; Isaiah Miller 1-1; Angelo Allegri 0-3; Demetrius Troy 0-2; Kaleb Hunter 0-1; Kyrin Galloway 0-3). Wofford 7-23 (Fletcher Magee 4-13; Nathan Hoover 2-5; Storm Murphy 1-3; Matt Pegram 0-1; Donovan Theme-Love 0-1).
Halftime – UNCG 31, Wofford 27.

2020
Asheville, N.C.

First Round, March 6, 2020
(9) VMI 96, (8) Samford 78
(7) Wofford 93, (10) The Citadel 76

Quarterfinals, March 7, 2020
(1) ETSU 70, (9) VMI 57
(5) Western Carolina 70, (4) Mercer 56
(7) Wofford 77, (2) Furman 68
(6) Chattanooga 78, (3) UNCG 68

Semifinals, March 8, 2020
(1) ETSU 97, (5) Western Carolina 75
(7) Wofford 72, (6) Chattanooga 70

Championship, March 9, 2020
(1) ETSU 72, (7) Wofford 58
WOFFORD – Chevez Goodwin 8-8 2-4 18; Tray Hollowell 5-7 0-0 13; Storm Murphy 3-11 1-3 9; Messiah Jones 4-5 0-0 8; Nathan Hoover 2-8 2-2 7; Ryan Larson 1-7 1-2 3; Trevor Stumpe 0-6 0-0 0; Isaiah Bigelow 0-1 0-0 0. Totals 23-53 6-11 58.
ETSU – Isaiah Tisdale 5-8 10-11 24; Tray Boyd III 4-10 2-2 11; Bo Hodges 4-7 0-0 8; Joe Hugley 2-4 3-4 8; Jeromy Rodriguez 3-4 0-0 6; Patrick Good 2-3 0-0 6; Daivien Williamson 1-6 2-2 5; Lucas N'Guessan 2-3 0-0 4; Vonnie Patterson 0-2 0-0 0. Totals 23-47 17-19 72.
3-point goals – Wofford 6-25 (Tray Hollowell 3-5; Storm Murphy 2-5; Nathan Hoover 1-5; Trevor Stumpe 0-6; Isaiah Bigelow 0-1; Ryan Larson 0-3). ETSU 9-21 (Isaiah Tisdale 4-7; Patrick Good 2-3; Joe Hugley 1-3; Tray Boyd III 1-5; Daivien Williamson 1-2; Bo Hodges 0-1).
Halftime – ETSU 36, Wofford 31.



Wofford's Karl Cochran helped the Terriers to SoCon tournament titles in 2014 and 2015, earning Most Outstanding Player honors as a junior in 2014. He was the league's consensus player of the year the following season.

2021
Asheville, N.C.

First Round, March 5, 2021
(8) The Citadel 100, (9) Western Carolina 86
(7) Mercer 87, (10) Samford 59

Quarterfinals, March 6, 2021
(1) UNCG 80, (8) The Citadel 72
(5) ETSU 63, (4) Chattanooga 53
(7) Mercer 62, (2) Wofford 61
(6) VMI 91, (3) Furman 90 (OT)

Semifinals, March 7, 2021
(1) UNCG 77, (5) ETSU 65
(7) Mercer 73, (6) VMI 59

Championship, March 8, 2021
(1) UNCG 69, (7) Mercer 61
MERCER – Leon Ayers III 5-11 4-4 16; James Glisson III 7-8 2-2 16; Felipe Haase 4-12 2-2 13; Neftali Alvarez 3-11 2-2 8; Ross Cummings 2-8 1-1 5; Kamar Robertson 1-1 1-2 3; Jeff Gary 0-3 0-0 0. Totals 22-54 12-13 61.
UNCG – Isaiah Miller 10-20 5-13 25; Keyshaun Langley 4-9 4-6 15; Mohammed Abdulsalam 4-6 0-0 8; Angelo Allegri 2-7 1-3 5; Hayden Koval 2-5 0-0 5; A.J. McGinnis 1-4 2-2 4; Kaleb Hunter 1-6 0-0 3; Khyre Thompson 1-3 0-0 3; Kobe Langley 0-1 1-2 1; Bas Leyte 0-1 0-0 0. Totals 25-62 13-26 69.
3-point goals – Mercer 5-21 (Felipe Haase 3-9; Leon Ayers III 2-3; Neftali Alvarez 0-4; Ross Cummings 0-3; Jeff Gary 0-2), UNCG 6-23 (Keyshaun Langley 3-7; Khyre Thompson 1-3; Kaleb Hunter 1-4; Hayden Koval 1-3; A.J. McGinnis 0-3; Angelo Allegri 0-2; Isaiah Miller 0-1).
Halftime – UNCG 33, Mercer 32.

2022
Asheville, N.C.

First Round, March 4, 2022
(9) The Citadel 84, (8) ETSU 76 (OT)
(7) Mercer 81, (10) Western Carolina 53

Quaterfinals, March 5, 2022
(1) Chattanooga 71, (9) The Citadel 66
(4) Wofford 68, (5) VMI 66
(2) Furman 80, vs. (7) Mercer 66
(3) Samford 66, vs. (6) UNCG 64

Semifinals, March 6, 2022
(1) Chattanooga 79, (4) Wofford 56
(2) Furman 71, (3) Samford 68

Championship, March 7, 2022
(1) Chattanooga 64, (2) Furman 63 (OT)
FURMAN – Mike Bothwell 9-13 3-3 24; Alex Hunter 4-11 0-0 12; Jalen Slawson 3-11 0-0 8; Garrett Hien 4-7 0-0 8; Marcus Foster 2-5 1-2 5; JP Pegues 0-1 4-4 4; Conley Garrison 1-4 0-0 2. Totals 23-52 8-11 63.
CHATTANOOGA – Silvio DeSousa 7-10 3-5 17; David Jean-Baptiste 5-17 0-0 13; Malachi Smith 5-15 1-1 12; KC Hankton 4-6 0-0 8; A.J. Caldwell 2-6 0-0 6; Darius Banks 1-3 2-2 4; Josh Ayeni 2-3 0-0 4; Grant Ledford 0-2 0-0 0. Totals 26-62 6-8 64.
3-point goals – Furman 9-32 (Alex Hunter 4-10; Mike Bothwell 3-5; Jalen Slawson 2-9; JP Pegues 0-1; Conley Garrison 0-3; Marcus Foster 0-2; Garrett Hien 0-2), Chattanooga 6-25 (David Jean-Baptiste 3-10; A.J. Caldwell 2-6; Malachi Smith 1-3; Josh Ayeni 0-1; Grant Ledford 0-2; Darius Banks 0-1; KC Hankton 0-2).
Halftime – Furman 26, Chattanooga 16.
Regulation – Furman 51, Chattanooga 51.

2023
Asheville, N.C.

First Round, March 3, 2023
(8) Mercer 66, (9) The Citadel 41
(7) Chattanooga 92, (10) VMI 72

Quarterfinals, March 4, 2023
(1) Furman 73, (8) Mercer 58
(4) Western Carolina 69, (5) ETSU 57
(7) Chattanooga 85, (2) Samford 82
(6) Wofford 67, (3) UNCG 66



David Jean-Baptiste hit a contested 30-foot shot at the buzzer in overtime to lift Chattanooga to a 64-63 win over Furman in the 2022 title game.

Semifinals, March 5, 2023
(1) Furman 83, (4) Western Carolina 80 (OT)
(7) Chattanooga 74, (6) Wofford 62

Championship, March 6, 2023
(1) Furman 88, (7) Chattanooga 79
CHATTANOOGA – Jake Stephens 9-16 5-7 25; Jamal Johnson 5-11 3-3 17; A.J. Caldwell 5-8 2-2 14; Demetrius Davis 3-6 1-2 8; Khristion Courseault 3-7 0-0 6; Dalvin White 2-9 2-2 6; Randy Brady 0-2 3-4 3. Totals 27-59 16-20 79.
FURMAN – Jalen Slawson 8-12 2-4 20; JP Pegues 7-16 3-4 17; Mike Bothwell 2-7 12-13 16; Alex Williams 4-9 2-2 12; Marcus Foster 3-5 0-0 8; Garrett Hien 2-5 1-2 6; Ben VanderWal 1-1 2-3 4; Carter Whitt 1-2 0-0 3; Tyrese Hughey 0-1 2-2 2. Totals 28-58 24-30 88.
3-point goals – Chattanooga 9-26 (Jamal Johnson 4-8; A.J. Caldwell 2-4; Jake Stephens 2-6; Demetrius Davis 1-2; Randy Brady 0-2; Dalvin White 0-2; Khristion Courseault 0-2), Furman 8-25 (Alex Williams 2-4; Marcus Foster 2-3; Jalen Slawson 2-3; Carter Whitt 1-1; Garrett Hien 1-4; Mike Bothwell 0-3; JP Pegues 0-7).
Halftime – Furman 38, Chattanooga 33.

2024
Asheville, N.C.

Friday, March 8
(8) Mercer 84, (9) The Citadel 76
(7) ETSU 98, (10) VMI 66

Saturday, March 9
(1) Samford 70, (8) Mercer 57
(7) ETSU 73, (2) UNCG 62
(3) Chattanooga 75, (6) Wofford 57
(5) Furman 79, (4) Western Carolina 76 (OT)

Sunday, March 10
(1) Samford 84, (5) Furman 77
(7) ETSU 85, (3) Chattanooga 84 (OT)

Monday, March 11
(1) Samford 76, (7) ETSU 69

Championship, March 6, 2023
(1) Samford 76, (7) ETSU 69
ETSU - Ebby Asamoah 5-15 5-9 18; Quimari Peterson 8-17 0-2 17; Karon Boyd 2-4 4-6 8; Jaden Seymour 2-7 3-8 7; Tyler Rice 2-4 0-0 6; Allen Strothers 1-3 3-4 5; Jadyn Parker 2-4 0-0 4; Braden Ilic 1-1 0-0 2; D.J. Hughes 1-4 0-0 2. Totals 24-59 15-29 69.
SAMFORD - Achor Achor 7-9 11-14 25; Jermaine Marshall 7-14 8-13 23; Jaden Campbell 3-3 2-4 11; Rylan Jones 3-12 0-0 6; A.J. Staton-McCray 2-4 0-0 5; Garrett Hicks 0-4 4-4 4; Riley Allenspach 1-2 0-0 2; Nathan Johnson 0-1 0-0 0; Dallas Graziani 0-2 0-0 0; Josh Holloway 0-2 0-2 0. Totals 23-53 25-37 76.
3-point goals – ETSU 6-23 (Ebby Asamoah 3-11; Tyler Rice 2-3; Quimari Peterson 1-6; Jaden Seymour 0-3), Samford 5-18 (Jaden Campbell 3-3; Jermaine Marshall 1-3; A.J. Staton-McCray 1-1; Dallas Graziani 0-1; Josh Holloway 0-1; Garrett Hicks 0-2; Rylan Jones 0-6; Achor Achor 0-1).
Halftime – Samford 40, ETSU 38.

ALL-TOURNAMENT TEAMS

1923
K.P. Gatchell, Mississippi State
H.G. Perkins, Mississippi State
Bill Redd, Chattanooga
Baby Roane, Georgia Tech
Consuello Smith, Mercer

1924
Cartwright Carmichael, North Carolina
Slim Carter, Alabama
Eddie Gurr, Georgia
Monk McDonald, North Carolina
K.P. Gatchell, Mississippi State

1925
Jack Cobb, North Carolina
Ellis Henican, Tulane
Howard Holland, Virginia
Billie Izard, Mississippi State
Henry Lind, Tulane
Edward Morgan, Tulane
Charles Wiehrs, Georgia

1926
First Team
Jack Cobb, North Carolina
Bunn Hackney, North Carolina
Earl Johnson, Mississippi
Artie Newcombe, North Carolina
H.L. Stone, Mississippi State

Second Team
William Dodderer, North Carolina
George Florence, Georgia
Nick George, Georgia Tech
Paul Jenkins, Kentucky
Nolan Richardson, Georgia

1927
First Team
Paul Dear, Virginia Tech
Walter Forbes, Georgia
George Keen, Georgia
John McCall, Vanderbilt
James Stuart, Vanderbilt

Second Team
Heinie Fair, South Carolina
George Florence, Georgia
Bunn Hackney, North Carolina
Cecil Jamison, Georgia Tech
John Purser, North Carolina

1929
Joe Croson, Duke
Frank Goodwin, North Carolina State
L.F. Haar, North Carolina State
Dewitt Laird, Mississippi
Louis McGinnis, Kentucky
Henry Palmer, Georgia
Robert Selby, Mississippi
R.S. Warren, North Carolina State
Bill Werber, Duke
Henry Young, North Carolina State

1930
First Team
Maurice Corbitt, Tennessee
Harry Councilor, Duke
Lindy Hood, Alabama
Paul McBrayer, Kentucky
Bill Werber, Duke

Second Team
Joe Croson, Duke
Bobby Dodd, Tennessee
Bill Laney, Alabama
Sandford Sanford, Georgia
Earl Smith, Alabama

1931
First Team
Louis Berger, Maryland
Louis McGinnis, Kentucky
Edward Ronkin, Maryland
Carey Spicer, Kentucky
George Yates, Kentucky

Second Team
Jake Bronston, Kentucky
Joe Croson, Duke
Mel Emmelhainz, Florida
George Garrison, Louisiana State
Tommy Reeder, Georgia

1932
First Team
Tom Alexander, North Carolina
T.W. Lumpkin, Auburn
Bill Strickland, Georgia
Virgil Weathers, North Carolina
Leroy Young, Georgia

Second Team
Louis Berger, Maryland
Wilmer Hines, North Carolina
Forrest Sale, Kentucky
Vernon Smith, Georgia
James Thompson, Duke

1933
First Team
Gilbert Clark, North Carolina State
Earl Hall, Virginia Tech
James Thompson, Duke
Bennie Tompkins, South Carolina
Freddie Tompkins, South Carolina

Second Team
Dana Henderson, South Carolina
Wilmer Hines, North Carolina
Herbert Thompson, Duke
Rufus Vincent, Maryland
Virgil Weathers, North Carolina

1934
Stewart Aitken, North Carolina
Bill Downey, VMI
Jason Glace, North Carolina
Jim McCachren, North Carolina
Ray Rex, North Carolina State
Joe Sawyers, Washington & Lee
Charles Smith, Washington & Lee
Herb Thompson, Duke
Jim Thompson, Duke
Virgil Weathers, North Carolina

1935
First Team
Stewart Aitken, North Carolina
Ivan Glace, North Carolina
Norman Iler, Washington & Lee
Jim McCachren, North Carolina
Joe Pette, Washington & Lee

Second Team
William Downey, VMI
Robert Fielk, Washington & Lee
Melvin Nelson, North Carolina
Ray Rex, North Carolina State
Charles Smith, Washington & Lee
Alex Swails, Clemson

1936
First Team
Bernie Buscher, Maryland
Norman Iler, Washington & Lee
Jim McCachren, North Carolina
Joe Pette, Washington & Lee
Bob Spessard, Washington & Lee

Second Team
Andy Bershak, North Carolina
Tom Brown, Clemson
Earl Carson, Washington & Lee
Earl Ruth, North Carolina
Vic Willis, Maryland

1937
First Team
Earl Carson, Washington & Lee
Norman Iler, Washington & Lee
Earl Ruth, North Carolina
Bob Spessard, Washington & Lee
Jim Waller, Wake Forest

Second Team
Andy Bershak, North Carolina
Connie Mac Berry, North Carolina State
Bill Mann, North Carolina State
Ken Podger, Duke
Ramsay Potts, North Carolina

1938
First Team
Earl Carson, Washington & Lee
Ed Kitchens, Clemson
George Knepley, Maryland
Banks McFadden, Clemson
Bob Spessard, Washington & Lee

Second Team
Russ Bergman, Duke
Fred Edwards, Duke
Connie Mac Berry, North Carolina State
Earl Ruth, North Carolina
Waverly Wheeler, Maryland

1939
First Team
George Dewitt, Maryland
Eddie Johnson, Maryland
George Knepley, Maryland
Banks McFadden, Clemson
Ed Swindell, Duke

Second Team
Russ Bergman, Duke
Jack Bryce, Clemson
Bill Mann, North Carolina State
Jim Rennie, North Carolina State
Jim Waller, Wake Forest

1940
First Team
George DeWitt, Maryland
George Glamack, North Carolina
Banks McFadden, Clemson
Bill Mock, Duke
Bill Sweel, Wake Forest

Second Team
Clyde Allen, Duke
Jake Burrows, The Citadel
Herb Cline, Wake Forest
Jimmy Howard, North Carolina
Glenn Price, Duke

1941
First Team
Chuck Holley, Duke
Bob Rose, North Carolina
Emil Sotnyk, VMI
Cy Valasek, Duke
Pres Westmoreland, South Carolina

Second Team
Bob Foster, VMI
George Glamack, North Carolina
Lanny Lofdahl, South Carolina
Ray Spuhler, Duke
Ed Stumpf, VMI

1942
First Team
Herb Cline, Wake Forest
Glenn Knox, William & Mary
Bones McKinney, North Carolina State
Ray Spuhler, Duke
Al Vandeweghe, William & Mary

Second Team
Cedric Loftis, Duke
Bernie Mock, North Carolina State
Jack Tabscott, North Carolina State
Pres Westmoreland, South Carolina
Matt Zunic, George Washington

1943
First Team
Bob Gantt, Duke
John Konizewski, George Washington
Cedric Loftis, Duke
Tommy Peters, Davidson
John Seward, Duke

Second Team
Gordon Carver, Duke
Joe Gallagher, George Washington
Jim Rausch, George Washington
John Shumate, The Citadel
Emil Sotnyk, George Washington

1944
First Team
Boyce Box, North Carolina
Gordon Carver, Duke
Danny Frederick, Virginia Tech
Bernie Mock, North Carolina
Bill Wright, Duke

Second Team
Harry Bushkar, Virginia Tech
John Dewell, North Carolina
Jack Fitch, North Carolina
Harry Harner, Duke
Jim Lowry, Davidson

1945
First Team
Manny Alvarez, North Carolina
Dan Buckley, Duke
Gordon Carver, Duke
Jim Jordan, North Carolina
Charles Sokol, South Carolina

Second Team
John Dillon, North Carolina
Jack Flynn, Maryland
Ed Koffenberger, Duke
Stan Magdziak, William & Mary
Bob Paxton, North Carolina

1946
First Team
Harry Bushkar, Virginia Tech
Ed Loffenberger, Duke
John Seward, Duke
Dick Whiting, Duke
Abner Williams, Wake Forest

Second Team
John Dillon, North Carolina
Joe Hinerman, Wake Forest
Jim Jordan, North Carolina
Bones McKinney, North Carolina
Deran Walters, Wake Forest

1947
First Team
Al Adams, South Carolina
Dick Dickey, North Carolina State
Pete Negley, North Carolina State
Bob Paxton, North Carolina
Jim White, North Carolina

Second Team
Ed Bartels, North Carolina State
Bill Cantwell, George Washington
Jim Hamilton, North Carolina
Leo Katkavek, North Carolina State
Barney Kreisberg, George Washington

1948
First Team
Ed Bartels, North Carolina State
Jere Bunting, William & Mary*
Leo Katkavek, North Carolina State
Bob Paxton, North Carolina
Corren Youmans, Duke

SoConSports.com

ALL-TOURNAMENT TEAMS

Second Team
Warren Cartier, North Carolina State
Buddy Cheek, Davidson
Dick Dickey, North Carolina State
Paul Horvath, North Carolina State
Tommy Hughes, Duke

1950
First Team
Dick Dickey, North Carolina State
Ed McMillan, William & Mary
Stan Najeway, Wake Forest
Sam Ranzino, North Carolina State*
Corren Youmans, Duke

Second Team
Dayton Allen, Duke
Vic Bubas, North Carolina State
Bill Fleming, Duke
Paul Horvath, North Carolina State
Jack Mueller, Wake Forest

1951
Dick Dickey, North Carolina State
Dick Groat, Duke*
Ed McMillan, William & Mary
Stan Najeway, Wake Forest
Corren Youmans, Duke

1952
First Team
Eddie Becker, West Virginia
Dick Groat, Duke*
Frank Selvy, Furman
Bobby Speight, North Carolina State
Mark Workman, West Virginia

Second Team
Bill Chambers, William & Mary
Nield Gordon, Furman
Bernie Janicki, Duke
Johnny Snee, Clemson
Lee Terrill, North Carolina State

1953
First Team
Nield Gordon, Furman
Dickie Hemric, Wake Forest
Frank Selvy, Furman
Gene Shue, Maryland*
Mel Thompson, North Carolina State

Second Team
Eddie Becker, West Virginia
Billy Lyles, Wake Forest
Jim Sottile, West Virginia
Bobby Speight, North Carolina State
Jack Williams, Wake Forest

1954
Walter Devlin, George Washington
Ralph Holmes; West Virginia
Joe Holup, George Washington*
Warren Mills, Richmond
Frank Selvy, Furman

1955
Walter Devlin, George Washington
Joe Holup, George Washington
Rod Hundley, West Virginia*
Walt Lysaght, Richmond
Warren Mills, Richmond

1956
Darrell Floyd, Furman
Dom Flora, Washington & Lee
Ed Harrison, Richmond
Rod Hundley, West Virginia*
Walt Lysaght, Richmond

1957
Dom Flora, Washington & Lee
Rod Hundley, West Virginia
Lee Marshall, Washington & Lee
Warren Mitchell, Richmond
Lloyd Sharrar, West Virginia*

1958
First Team
Jeff Cohen, William & Mary
Roy Lange, William & Mary
Bob Smith, West Virginia
Bill Telasky, George Washington
Jerry West, West Virginia*

Second Team
Tom Booker, Richmond
Howard McDonald, George Washington
Lloyd Sharrar, West Virginia
Don Vincent, West Virginia
Dick Wright, Furman

1959
First Team
Jeff Cohen, William & Mary
Roy Lange, William & Mary
Art Musselman, The Citadel
Lee Patrone, West Virginia
Jerry West, West Virginia*

Second Team
Ray Graves, The Citadel
Gene Guarilia, George Washington
Howard McDonald, George Washington
Byron Pinson, Furman
Chris Smith, Virginia Tech

1960
First Team
Jeff Cohen, William & Mary
Lewis Mills, Virginia Tech
Lee Patrone, West Virginia
Chris Smith, Virginia Tech
Jerry West, West Virginia*

Second Team
Willie Akers, West Virginia
Jeff Feldman, George Washington
Norm Halberstadt, VMI
Bucky Keller, Virginia Tech
Jim Warren, West Virginia

1961
First Team
Jeff Cohen, William & Mary
Gary Daniels, The Citadel
Jon Feldman, George Washington*
Dick Markowitz, George Washington
Lee Patrone, West Virginia

Second Team
Don Ardell, George Washington
Roger Bergey, William & Mary
Dick Jones, The Citadel
Chris Smith, Virginia Tech
Jerry Smith, Furman

1962
First Team
Norm Halberstadt, VMI
Bucky Keller, Virginia Tech
Howard Pardue, Virginia Tech
Rod Thorn, West Virginia*
Kenny Ward, West Virginia

Second Team
Gary Daniels, The Citadel
Jon Feldman, George Washington
Gerald Glur, Furman
Tom Lowry, West Virginia
Don Weir, West Virginia

1963
First Team
Fred Hetzel, Davidson
Bill Jarman, Davidson
Howard Pardue, Virginia Tech
Jerry Smith, Furman
Rod Thorn, West Virginia*



Duke's Dick Groat earned all-tournament honors in 1951 and 1952.

Second Team
Frank Alvis, Virginia Tech
Bob Harris, William & Mary
Tom Lowry, West Virginia
Jim McCormick, West Virginia
Barry Teague, Davidson

1964
First Team
Joe Adamitis, George Washington
Bill Blair, VMI
Mark Clark, George Washington
Fred Hetzel, Davidson*
Charlie Schmaus, VMI

Second Team
Don Davidson, Davidson
Ric Duques, George Washington
Joe Kruszewski, VMI
Tom Lowry, West Virginia
Leroy Peacock, Furman

1965
First Team
Bob Camp, West Virginia
Fred Hetzel, Davidson*
John Lesher, West Virginia
Martin Morris, William & Mary
Walter Wenk, William & Mary

Second Team
Marty Lentz, West Virginia
Ron Perry, Virginia Tech
Ben Pomeroy, William & Mary
John Prosser, VMI
Dick Snyder, Davidson

1966
First Team
Carl Head, West Virginia
Rodney Knowles, Davidson
Charlie Schmaus, VMI
Dick Snyder, Davidson*
Ron Williams, West Virginia

Second Team
John Cauacini, West Virginia
Bobby Lane, Davidson
Tim Walter, William & Mary
Spike Welsh, Richmond
Tom Youngdale, Davidson

1967
First Team
Bob Benfield, West Virginia
Carl Head, West Virginia
Wayne Huckel, Davidson
Ron Williams, West Virginia
Johnny Moates, Richmond*

Second Team
Doug Bridges, The Citadel
Tom Green, Richmond
Rodney Knowles, Davidson
Ron Panneton, William & Mary
Dave Reaser, West Virginia

1968
First Team
Carey Bailey, West Virginia
Dick Esleeck, Furman
Kenny Foster, Richmond
Mike Maloy, Davidson*
Ron Williams, West Virginia

Second Team
Doug Cook, Davidson
Wayne Huckel, Davidson
Bob Hummell, West Virginia
Jerry Kroll, Davidson
Dave Moser, Davidson

1969
First Team
Doug Cook, Davidson*
Jerry Kroll, Davidson
Mike Maloy, Davidson
Jim Modlin, East Carolina
Harold Rhyne, George Washington

Second Team
Joe Brunson, Furman
Wilton Ford, Richmond
Jim Gregory, East Carolina
Wayne Huckel, Davidson
Dave Moser, Davidson

1970
First Team
Joe Brunson, Furman
Doug Cook, Davidson*
Picot Frazier, Richmond
Jerry Kroll, Davidson
Mike Maloy, Davidson

#SoConHoops

ALL-TOURNAMENT TEAMS

Second Team
Bryan Adrian, Davidson
Frank Owen, Richmond
Bob Sherwood, William & Mary
Walt Szczerbiak, George Washington
Mike Tallent, George Washington

1971
First Team
Jim Hewitt, Richmond
Don Jackson, Furman
Tom Jasper, William & Mary
Jerry Martin, Furman*
Joe Sutter, Davidson

Second Team
Mike Anastasio, Richmond
Bernard Collier, Furman
Ben Ledbetter, The Citadel
Stan Ryfinski, Richmond
Lisco Thomas, Furman

1972
First Team
Jim Fairley, East Carolina
Russ Hunt, Furman
Ernie Pope, East Carolina
Roy Simpson, Furman*
Jeff Trammell, William & Mary

Second Team
Stan Davis, Appalachian State
John Falconi, Davidson
Jerry Fisher, William & Mary
Dave Franklin, East Carolina
Don Jackson, Furman

1973
First Team
Greg Dunn, Davidson
Fessor Leonard, Furman
Clyde Mayes, Furman*
Tom Pfingst, William & Mary
Roy Simpson, Furman

Second Team
Mike Arizin, William & Mary
Jerry Owens, East Carolina
Mike Sorrentino, Davidson
Aron Stewart, Richmond
Nicky White, East Carolina

1974
First Team
Mike Arizin, William & Mary
Greg Dunn, Davidson
Bob McCurdy, Richmond
Clyde Mayes, Furman
Aron Stewart, Richmond*

Second Team
Chuck Cordell, The Citadel
Larry Horowitz, Davidson
Bruce Grimm, Furman
Fessor Leonard, Furman
Ed Kelley, Furman

1975
First Team
Will Bynum, VMI
John Lowenhaupt, William & Mary
Craig Lynch, Furman
Clyde Mayes, Furman*
Ron Satterthwaite, William & Mary

Second Team
Robert Geter, East Carolina
Michael Hall, Furman
Larry Hunt, East Carolina
Fessor Leonard, Furman
Bob McCurdy, Richmond

1976
First Team
Jeff Butler, Richmond
Will Bynum, VMI
Ron Carter, VMI*
John Krovic, VMI
Ron Satterthwaite, William & Mary

Second Team
Calvin Bowser, Appalachian State
Kevin Eastman, Richmond
Rodney McKeever, The Citadel
Mike Morton, Richmond
Jim Strickland, Furman

1977
First Team
Ron Carter, VMI
John Krovic, VMI
Jonathan Moore, Furman
Dave Montgomery, VMI*
Tony Searcy, Appalachian State

Second Team
Walter Anderson, Appalachian State
Will Bynum, VMI
Bruce Grimm, Furman
Mel Hubbard, Appalachian State
Jim Ramsey, East Carolina
Darryl Robinson, Appalachian State

1978
First Team
Rodney Arnold, Furman
Ron Carter, VMI
Bruce Grimm, Furman
Harley Major, Marshall
Jonathan Moore, Furman*

Second Team
Al Daniel, Furman
Renaldo Lawrence, Appalachian State
Darryl Robinson, Appalachian State
Bubba Wilson, Western Carolina
Greg Young, Marshall

1979
First Team
Al Daniel, Furman
Renaldo Lawrence, Appalachian State
Jonathan Moore, Furman
Darryl Robinson, Appalachian State*
Rick Swing, The Citadel

Second Team
Mel Hubbard, Appalachian State
Randy Nesbit, The Citadel
Charles Payton, Appalachian State
Raymond Person, Western Carolina
Tom Slawson, The Citadel

1980
First Team
Michael Hunt, Furman
Ken Labanowski, Marshall
Troy Lee Mikell, ETSU
Jonathan Moore, Furman*
Greg White, Marshall

Second Team
James Campbell, Marshall
Greg Dennis, Western Carolina
John Fitch, Appalachian State
George Washington, Marshall
Ron White, Furman

1981
First Team
Ronnie Carr, Western Carolina
John Fitch, Appalachian State
Nick Morken, Chattanooga*
Charles Payton, Appalachian State
Eric Smith, Chattanooga

Second Team
Mel Daniel, Furman
Greg Dennis, Western Carolina
LaVerne Evans, Marshall
James Jones, Chattanooga
Kelvin McMillian, Appalachian State

1982
First Team
Jamie Hall, Davidson
Nick Morken, Chattanooga
Andre Motley, ETSU
Russ Schoene, Chattanooga*
Cliff Tribus, Davidson

Second Team
Felipe de las Pozas, The Citadel
Troy Lee Mikell, ETSU
Winfred Reid, ETSU
Stanford Strickland, Chattanooga
Willie White, Chattanooga

1983
First Team
Skip Clark, Chattanooga
Winfred King, ETSU
Troy Lee Mikell, ETSU
Kenny Trimier, Western Carolina
Willie White, Chattanooga*

Second Team
Felipe de las Pozas, The Citadel
Noel Gilliard, Furman
Quinton Lytle, Western Carolina
George Singleton, Furman
Regan Truesdale, The Citadel

1984
First Team
Jeff Battle, Marshall
Sam Ervin, Marshall
LaVerne Evans, Marshall*
Willie White, Chattanooga
Gerald Wilkins, Chattanooga

Second Team
Glenn Clyburn, Appalachian State
David Lawrence, Appalachian State
George Singleton, Furman
Stanford Strickland, Chattanooga
David Wade, Marshall

1985
First Team
Gay Elmore, VMI*
Jeff Guthrie, Marshall
Skip Henderson, Marshall
Regan Truesdale, The Citadel
Gerald Wilkins, Chattanooga

Second Team
Jeff Battle, Marshall
Mike Huffman, VMI
Bruce Morris, Marshall
Darren Sawyer, VMI
Cedric Wins, VMI

1986
First Team
Gerry Born, Davidson*
Carliss Jeter, Chattanooga
Derek Rucker, Davidson
Wes Stallings, ETSU
Anthony Tanner, Davidson

Second Team
Calvin Cannady, ETSU
Rod Davis, Appalachian State
Skip Henderson, Marshall
James Hunter, Chattanooga
Clifford Waddy, Western Carolina

1987
First Team
John Castile, Furman
Skip Henderson, Marshall
Jeff Himes, Davidson
Rodney Holden, Marshall
Derek Rucker, Davidson*

Second Team
Craig Burgess, The Citadel
Tom Curry, Marshall
Robert Hill, Western Carolina
Dwayne Lewis, Marshall
Floyd Showers, Western Carolina

1988
First Team
Lance Fulse, Chattanooga
Benny Green, Chattanooga*
Skip Henderson, Marshall
Damon Williams, VMI
Ramon Williams, VMI



Chattanooga's Willie White earned all-tournament honors three times, claiming a second-team spot in 1982 and landing on the first team in 1983 and 1984. He helped the Mocs to titles in 1982 and 1983.

SoConSports.com

ALL-TOURNAMENT TEAMS

Second Team
Greg Dennis, ETSU
Bobby Gardner, VMI
Rodney Holden, Marshall
Keith Jennings, ETSU
Morris Lyons, Chattanooga

1989
First Team
Greg Dennis, ETSU
Keith Jennings, ETSU
John Taft, Marshall*
Calvin Talford, ETSU
Alvin West, ETSU

Second Team
Daren Chandler, Chattanooga
Andre Cunningham, Marshall
Patrick Elmore, The Citadel
Bruce Evans, Furman
Benny Green, Chattanooga
Gery Strickland, Marshall

1990
First Team
Greg Dennis, ETSU
Keith Jennings, ETSU*
Broderick Parker, Appalachian State
Kemp Phillips, Appalachian State
Damon Williams, VMI

Second Team
Bruce Evans, Furman
Sam Gibson, Appalachian State
Calvin Talford, ETSU
Alvin West, ETSU
Ramon Williams, VMI

1991
First Team
Terry Boyd, Western Carolina
Rodney English, ETSU
Keith Jennings, ETSU*
Derrick Kirce, Chattanooga
Tim Powers, Appalachian State

Second Team
Keith Nelson, Chattanooga
Broderick Parker, Appalachian State
Billy Ross, Appalachian State
Ed Ward, Appalachian State
Alvin West, ETSU

1992
First Team
Greg Dennis, ETSU*
Rodney English, ETSU
Keith Nelson, Chattanooga
Kelly Sutton, Chattanooga
Calvin Talford, ETSU

Second Team
Terry Boyd, Western Carolina
Tyrone Phillips, Marshall
Billy Ross, Appalachian State
Steve Spurlock, Appalachian State
LeVert Threats, Chattanooga

1993
First Team
Tim Brooks, Chattanooga*
Jason Niblett, ETSU
Billy Ross, Appalachian State
Daymond Woods, Chattanooga
Charlton Young, Georgia Southern

Second Team
Tee Jay Jackson, Chattanooga
Janko Narat, Davidson
Eric Palmer, ETSU
Jerry Pelphrey, ETSU
Gary Robb, Chattanooga

1994
First Team
Brandon Born, Chattanooga
Chad Copeland, Chattanooga*
Frankie King, Western Carolina
Janko Narat, Davidson
Brandon Williams, Davidson

Second Team
Dante Gay, Georgia Southern
Steve Harris, Furman
Warren Johnson, Georgia Southern
Anquell McCollum, Western Carolina
Roger Smith, Chattanooga

1995
First Team
Brandon Born, Chattanooga
Lonnie Edwards, Georgia Southern
Frankie King, Western Carolina*
Anquell McCollum, Western Carolina
Chad McClendon, Appalachian State

Second Team
Emanuel Christophe, Georgia Southern
Pat Henderson, Chattanooga
Geoff Herman, ETSU
Kevin Kullum, Western Carolina
Kareem Livingston, Appalachian State

1996
First Team
Anquell McCollum, Western Carolina*
Brandon Williams, Davidson
Junior Braswell, Appalachian State
Jason Williams, Marshall
Quinn Harwood, Davidson

Second Team
Chris Alpert, Davidson
Joel Fleming, Western Carolina
Brent Conley, VMI
Kevin Kullum, Western Carolina
Maurice Spencer, VMI

1997
First Team
John Brannen, Marshall*
Johnny Taylor, Chattanooga
Junior Braswell, Appalachian State
Willie Young, Chattanooga
Keith Veney, Marshall

Second Team
Chris Mims, Chattanooga
Sidney Coles, Marshall
Landry Kosmalski, Davidson
Chuck Vincent, Furman
Tige Darner, Appalachian State

1998
First Team
Marshall Phillips, Appalachian State
Ben Ebong, Davidson*
Stephen Marshall, Davidson
Kareem Livingston, Appalachian State
Mark Donnelly, Davidson

Second Team
David Phillips, Chattanooga
Ali Ton, Davidson
Tyson Patterson, Appalachian State
Derrick Nix, UNCG
Jamie Jenkins, The Citadel

1999
First Team
Marshall Phillips, Appalachian State*
Sedric Webber, College of Charleston
Matt McMahon, Appalachian State
Danny Johnson, College of Charleston
Jody Lumpkin, College of Charleston



ETSU's Greg Dennis earned all-tournament honors four times, taking second-team distinction in 1988 and first-team honors in 1989, 1990 and 1992. The Bucs won SoCon tournament titles each year from 1989-92.

Second Team
Tyson Patterson, Appalachian State
Jermel President, College of Charleston
Casey Rogers, Western Carolina
Cedrick Holmes, Appalachian State
Rashun Coleman, Chattanooga

2000
First Team
Leighton Bowie, College of Charleston
Karim Souchu, Furman
Ian Chadwick, Wofford
Jody Lumpkin, College of Charleston
Tyson Patterson, Appalachian State*

Second Team
Starzee Walker, Wofford
Stanislav Makshantsev, Furman
Landry Kosmalski, Davidson
Rufus Leach, Appalachian State
Shawn Alexander, Appalachian State

2001
First Team
Toot Young, Chattanooga*
Courtney Eldridge, UNCG
Sean Peterson, Georgia Southern
Dusty Pullian, Chattanooga
David Schuck, UNCG

Second Team
Wayne Bernard, Davidson
Kashien Latham, Georgia Southern
Jody Lumpkin, College of Charleston
Jay Joseph, UNCG
Ian Chadwick, Wofford

2002
First Team
Jeff Bolton, College of Charleston
Chris Pearson, Davidson
Peter Anderer, Davidson*
Leighton Bowie, College of Charleston
Anthony Thomas, Furman

Second Team
Courtney Eldridge, UNCG
Guilherme Da Luz, Furman
James Maye, UNCG
Emeka Erege, Davidson
Kenny Zeigler, Furman

2003
First Team
Tim Smith, ETSU*
Radee Skipworth, VMI
Ashley Champion, Chattanooga
Jason Rogan, Chattanooga
Zakee Wadood, ETSU

Second Team
Mike Benton, College of Charleston
Shawn Hall, Appalachian State
Julius Jenkins, Georgia Southern
Tim Parker, Chattanooga
Jerald Fields, ETSU

2004
First Team
Tim Smith, ETSU*
Ashley Champion, Chattanooga
Alphonso Pugh, Chattanooga
Jerald Fields, ETSU
Zakee Wadood, ETSU

Second Team
Maleye Ndoye, Furman
Elton Nesbitt, Georgia Southern
Travis Strong, ETSU
Chris Brown, Chattanooga
Thomas Mobley, College of Charleston

2005
First Team
Mindaugas Katelynas, Chattanooga*
Tim Smith, ETSU
Kyle Hines, UNCG
Josh Gross, UNCG
Casey Long, Chattanooga

Second Team
Brendan Winters, Davidson
Alphonso Pugh, Chattanooga
Chris Brown, Chattanooga
Ricky Hickman, UNCG
D.J. Thompson, Appalachian State

#SoConHoops

ALL-TOURNAMENT TEAMS

2006
First Team
J'Mel Everhart, The Citadel
Kyle Hines, UNCG
D.J. Thompson, Appalachian State
Ian Johnson, Davidson
Matt McKillop, Davidson
Brendan Winters, Davidson*

Second Team
Keddric Mays, Chattanooga
Jeremy Clayton, Appalachian State
Charles Anderson, Chattanooga
Jerice Crouch, Chattanooga
Jermaine Johnson, College of Charleston

2007
First Team
Dontaye Draper, College of Charleston
Stephen Curry, Davidson*
Jermaine Johnson, College of Charleston
Donte Minter, Appalachian State
Jason Richards, Davidson

Second Team
Nick Aldridge, Western Carolina
Kyle Hines, UNCG
Demetrius Scott, Appalachian State
Jeremy Clayton, Appalachian State
Josh Jackson, College of Charleston

2008
First Team
Kyle Hines, UNCG
Montell Watson, Elon
Brett James, Elon
Jason Richards, Davidson
Stephen Curry, Davidson*^

Second Team
Dustin Scott, College of Charleston
Tony White Jr., College of Charleston
Thomas Sander, Davidson
Drew Gibson, Wofford
Ola Atoyebi, Elon

2009
First Team
Stephen Curry, Davidson
Bryan Friday, Samford
Kevin Goffney, Chattanooga
Stephen McDowell, Chattanooga*
Tony White Jr., College of Charleston

Second Team
Nicchaeus Doaks, Chattanooga
Dustin Scott, College of Charleston
Donald Sims, Appalachian State
Andrew Goudelock, Coll. of Charleston
Jeremy Simmons, College of Charleston
Ola Atoyebi, Elon

2010
First Team
Kellen Brand, Appalachian State
Donald Sims, Appalachian State
Andrew Goudelock, Coll. of Charleston
Noah Dahlman, Wofford*
Jamar Diggs, Wofford

Second Team
Tony White Jr., College of Charleston
Ben Stywall, UNCG
Harouna Mutombo, Western Carolina
Tim Johnson, Wofford
Cameron Rundles, Wofford

2011
First Team
Andrew Goudelock, Coll. of Charleston
Donavan Monroe, College of Charleston
Noah Dahlman, Wofford*
Jamar Diggs, Wofford
Cameron Rundles, Wofford

Second Team
Trent Wiedeman, College of Charleston
Jordan Miller, Furman
Amu Saaka, Furman
Harouna Mutombo, Western Carolina
Mike Williams, Western Carolina

2012
First Team
De'Mon Brooks, Davidson*
Jake Cohen, Davidson
JP Kuhlman, Davidson
Harouna Mutombo, Western Carolina
Trey Sumler, Western Carolina

Second Team
Jack Isenbarger, Elon
Eric Ferguson, Georgia Southern
Trevis Simpson, UNCG
Keaton Cole, Western Carolina
Tawaski King, Western Carolina

2013
First Team
Andrew Lawrence, Coll. of Charleston
Adjehi Baru, College of Charleston
Jake Cohen, Davidson
De'Mon Brooks, Davidson*
Trey Sumler, Western Carolina

Second Team
Nathan Healy, Appalachian State
Nik Cochran, Davidson
JP Kuhlman, Davidson
Lucas Troutman, Elon
Derrell Armstrong, UNCG

2014
First Team
De'Mon Brooks, Davidson
Brandon Boggs, Western Carolina
James Sinclair, Western Carolina
Karl Cochran, Wofford
Lee Skinner, Wofford*

Second Team
Ashton Moore, The Citadel
Z. Mason, Chattanooga
Tawaski King, Western Carolina
Trey Sumler, Western Carolina
Eric Garcia, Wofford

2015
First Team
Stephen Croone, Furman
James Sinclair, Western Carolina
Karl Cochran, Wofford
Spencer Collins, Wofford
Lee Skinner, Wofford*

Second Team
Kris Acox, Furman
Geoff Beans, Furman
Devin Sibley, Furman
T.J. Hallice, Mercer
Ike Nwamu, Mercer

2016
First Team
T.J. Cromer, ETSU
Ge'Lawn Guyn, ETSU
Tre' McLean, Chattanooga
Greg Pryor, Chattanooga*
Mike Brown, Western Carolina

Second Team
Desonta Bradford, ETSU
Devin Sibley, Furman
QJ Peterson, VMI
Torrion Brummitt, Western Carolina
Fletcher Magee, Wofford

2017
First Team
Desonta Bradford, ETSU
T.J. Cromer, ETSU*
Diante Baldwin, UNCG
R.J. White, UNCG
Christen Cunningham, Samford

Second Team
Devin Sibley, Furman
Francis Alonso, UNCG
James Dickey, UNCG
Wyatt Walker, Samford
Fletcher Magee, Wofford

2018
First Team
Desonta Bradford, ETSU
Jalan McCloud, ETSU
Francis Alonso, UNCG*
Demetrius Troy, UNCG
Makinde London, Chattanooga

Second Team
Zane Najdawi, The Citadel
Jordan Lyons, Furman
James Dickey, UNCG
Nathan Hoover, Wofford
Cameron Jackson, Wofford

2019
First Team
Francis Alonso, UNCG
Isaiah Miller, UNCG
Nathan Hoover, Wofford
Cameron Jackson, Wofford
Fletcher Magee, Wofford*

Second Team
Tray Boyd III, ETSU
Jordan Lyons, Furman
Matt Rafferty, Furman
James Dickey, UNCG
Bubba Parham, VMI

2020
First Team
Tray Boyd III, ETSU
Isaiah Tisdale, ETSU*
Daivien Williamson, ETSU
Ramon Vila, Chattanooga
Chevez Goodwin, Wofford

Second Team
Kaelon Harris, The Citadel
Isaiah Miller, UNC Greensboro
Carlos Dotson, Western Carolina
Mason Faulkner, Western Carolina
Storm Murphy, Wofford

2021
First Team
Noah Gurley, Furman
Neftali Alvarez, Mercer
Leon Ayers III, Mercer
Felipe Haase, Mercer
Isaiah Miller, UNCG*

Second Team
Hayden Brown, The Citadel
Keyshaun Langley, UNCG
Myles Lewis, VMI
Jake Stephens, VMI
Storm Murphy, Wofford

2022
First Team
Mike Bothwell, Furman
Jalen Slawson, Furman
Ques Glover, Samford
David Jean-Baptiste, Chattanooga
Malachi Smith, Chattanooga*

Second Team
Hayden Brown, The Citadel
Conley Garrison, Furman
Silvio De Sousa, Chattanooga
Jake Stephens, VMI
B.J. Mack, Wofford

2023
First Team
Mike Bothwell, Furman
JP Pegues, Furman*
Jalen Slawson, Furman
Jake Stephens, Chattanooga
Vonterius Woolbright, Western Carolina

Second Team
Jermaine Marshall, Samford
Jamal Johnson, Chattanooga
Tyzhaun Claude, Western Carolina
B.J. Mack, Wofford
Jackson Paveletzke, Wofford

2024
First Team
Ebby Asamoah, ETSU
Quimari Peterson, ETSU
JP Pegues, Furman
Achor Achor, Samford *
Jermaine Marshall, Samford

Second Team
Jaden Seymour, ETSU
Marcus Foster, Furman
David Thomas, Mercer
Rylan Jones, Samford
Jan Zidek, Chattanooga

* Most Outstanding Player
^ unanimous selection



Samford's Bryan Friday earned first-team all-tournament honors in 2009 after helping the Bulldogs to the semifinals in their first season in the league.

SOCON TOURNAMENT RECORDS

Individual

Game

Most points – 55, Skip Henderson (Marshall) vs. The Citadel, 3/4/88
Most field goals – 20, Skip Henderson (Marshall) vs. The Citadel, 3/4/88
Most field-goal attempts – 38, Darrell Floyd (Furman) vs. Virginia Tech, 3/1/56
Most 3-point field goals – 9, Skip Henderson (Marshall) vs. The Citadel, 3/4/88; T.J. Cromer (ETSU) vs. Samford, 3/5/17
Most 3-point field-goal attempts – 14, Skip Henderson (Marshall) vs. The Citadel, 3/4/88; Shawn Hall (Appalachian State) vs. College of Charleston, 2/28/02; Bubba Parham (VMI) vs. Wofford, 3/9/19
Most free throws – 19, Greg Dennis (Western Carolina) vs. Appalachian State 2/23/80
Most free-throw attempts – 22, Joe Holup (George Washington) vs. West Virginia, 3/5/54
Most rebounds – 28, Chris Smith (Virginia Tech) vs. George Washington 2/26/60
Most assists – 15, Justin Coleman (Samford) vs. Chattanooga, 3/2/18
Most steals – 8, Trazel Silvers (ETSU) vs. Appalachian State, 3/5/93
Most blocked shots – 6, Omar Roland (Marshall) vs. Furman, 3/4/90; Lewis Preston (VMI) vs. Furman 3/4/93; Ricky Nedd (Appalachian State) vs. ETSU, 3/5/93

TOURNAMENT

Most points – 109, John Taft (Marshall), 1989
Most field goals – 40, John Taft (Marshall), 1989
Most field-goal attempts – 65, Tim Smith (ETSU), 2004
Most 3-point field goals – 15, Keith Veney (Marshall), 1997; Stephen McDowell (Chattanooga), 2009
Most 3-point field-goal attempts – 32, Stephen Curry (Davidson), 2007
Most free throws – 40, Jeff Cohen (William & Mary), 1961
Most free throw attempts – 54, Jeff Cohen (William & Mary), 1961
Most rebounds – 70, Chris Smith (Virginia Tech), 1960
Most assists – 26, Keith Jennings (ETSU), 1990
Most steals – 12, Derek Rucker (Davidson), 1986; D.J. Thompson (Appalachian State), 2005
Most blocked shots – 11, Zakee Wadood (ETSU), 2003

Top scoring games

1.	55	Skip Henderson, Marshall vs. The Citadel	March 4, 1988
2.	45	Jon Feldman, George Washington vs. William & Mary	March 4, 1961
3.	43	Darrell Floyd, Furman vs. Virginia Tech	March 1, 1956
	43	Stephen Curry, Davidson vs. Appalachian State	March 7, 2009
5.	42	Rod Hundley, West Virginia vs. Furman	March 2, 1956
	42	Terry Boyd, Western Carolina vs. Chattanooga	March 1, 1991
7.	41	Walter Devlin, George Washington vs. Richmond	March 6, 1954
	41	Fred Hetzel, Davidson vs. VMI	Feb. 28, 1964
	41	Frankie King, Western Carolina vs. Davidson	March 5, 1994
	41	T.J. Cromer, ETSU vs. Samford	March 5, 2017
	41	Bubba Parham, VMI vs. Western Carolina	March 8, 2019
12.	40	Joe Holup, George Washington vs. West Virginia	March 5, 1954
	40	Anquell McCollum, Western Carolina vs. VMI	March 2, 1996

Top championship scoring games

1.	45	Jon Feldman, George Washington vs. William & Mary	March 4, 1961
2.	41	Walter Devlin, George Washington vs. Richmond	March 6, 1954
3.	38	Jeff Cohen, William & Mary vs. George Washington	March 4, 1961
	38	LaVerne Evans, Marshall vs. Chattanooga	March 4, 1984
5.	36	Roy Simpson, Furman vs. East Carolina	March 4, 1972
	36	John Taft, Marshall vs. ETSU	March 5, 1989
7.	31	Sam Ranzino, North Carolina State vs. Duke	March 3, 1950
	31	Al Daniel, Furman vs. Appalachian State	March 4, 1979
	31	Keith Jennings, ETSU vs. Appalachian State	March 3, 1991
	31	Tony White Jr., College of Charleston vs. Chattanooga	March 9, 2009

Team

Game

Most points – 126, Furman vs. VMI, 3/2/72
Most field goals – 49, West Virginia vs. William & Mary, 2/26/60; Furman vs. VMI, 3/2/72
Most field-goal attempts – 93, West Virginia vs. William & Mary, 2/26/60
Most 3-point field goals – 18, VMI vs. Samford, 3/6/20
Most 3-point field-goal attempts – 45, The Citadel vs. Samford, 3/8/19
Most free throws – 37, Furman vs. The Citadel, 3/3/79; Marshall vs. Chattanooga, 3/4/84
Most free-throw attempts – 55, West Virginia vs. George Washington, 3/2/62
Most rebounds – 69, Davidson vs. VMI, 2/28/63
Fewest points allowed – 33, VMI vs. Richmond, 3/4/76
Fewest field goals allowed – 10, Elon vs. Furman, 3/7/08
Fewest free throws allowed – 0, Appalachian State vs. East Carolina, 2/28/76
Most assists – 29, Marshall vs. The Citadel, 2/23/80
Most steals – 17, Marshall vs. Davidson, 3/1/85; Chattanooga vs. VMI, 3/6/92
Most blocked shots – 11, ETSU vs. Mercer, 3/4/17

Tournament

Most points – 330, Chattanooga, 2023
Most field goals – 116, West Virginia, 1960
Most field-goal attempts – 247, Mercer, 2021
Most 3-point field goals – 43, Chattanooga, 2023
Most 3-point field-goal attempts – 105, Chattanooga, 2023
Most free throws – 92, Davidson, 1969
Most free-throw attempts – 120, West Virginia, 1962
Most rebounds – 168, College of Charleston, 2009; ETSU, 2024
Fewest points allowed (min. 3 games) – 150, Davidson, 2008
Fewest field goals allowed (min. 3 games) – 51, Davidson, 2008
Fewest free throws allowed (min. 3 games) – 16, VMI, 1976
Most assists – 64, ETSU, 1991; Appalachian State, 1995
Most steals – 42, ETSU, 2024
Most blocked shots – 26, ETSU, 2017



Marshall's Skip Henderson scored a tournament-record 55 points against The Citadel in 1988.

#SoConHoops

Consensus All-Americans

Davidson (4)
1963-64 – Fred Hetzel (2nd); 1964-65 – Fred Hetzel (1st); 1965-66 – Dick Snyder (2nd); 1968-69 – Mike Maloy (2nd); 2008-09 – Stephen Curry (1st)
Duke (2)
1946-47 – Ed Koffensberger (2nd); 1950-51 – Dick Groat (2nd); 1951-52 – Dick Groat (1st)
Furman (2)
1952-53 – Frank Selvy (2nd); 1953-54 – Frank Selvy (1st); 1954-55 – Darrell Floyd (2nd); 1955-56 – Darrell Floyd (2nd)
ETSU (1)
1990-91 – Keith Jennings (2nd)
Kentucky (1)
1931-32 – Forest Sale (1st)
Maryland (1)
1931-32 – Louis Berger (1st)
North Carolina (2)
1939-40 – George Glamack (1st); 1940-41 – George Glamack (1st); 1945-46 – John Dillon (2nd)
North Carolina State (2)
1947-48 – Dick Dickey (2nd); 1950-51 – Sam Ranzino (1st)
West Virginia (3)
1951-52 – Mark Workman (2nd); 1955-56 – Rod Hundley (2nd); 1956-57 – Rod Hundley (1st); 1958-59 – Jerry West (1st); 1959-60 – Jerry West (1st); 1961-62 – Rod Thorn (2nd)

Associated Press All-Americans
(since 1948-49 season)

College of Charleston (1)
2010-11 – Andrew Goudelock (HM)
Davidson (7)
1963-64 – Fred Hetzel (2nd); 1964-65 – Fred Hetzel (1st); 1965-66 – Dick Snyder (2nd); 1968-69 – Mike Maloy (2nd); 1969-70 – Mike Maloy (3rd); 2004-05 – Brendan Winters (HM); 2007-08 – Stephen Curry (2nd); 2008-09 – Stephen Curry (1st); 2011-12 – De'Mon Brooks (HM); 2012-13 – Jake Cohen (HM); 2013-14 – De'Mon Brooks (HM)
Duke (1)
1950-51 – Dick Groat (2nd); 1951-52 – Dick Groat (1st)
ETSU (2)
1990-91 – Keith Jennings (3rd); 2017-18 – Desonta Bradford (HM)



Davidson's Mike Maloy was an All-American in 1968-69 and 1969-70.

Georgia Southern (1)
2005-06 – Elton Nesbitt (HM)
Furman (5)
1952-53 – Frank Selvy (2nd); 1953-54 – Frank Selvy (1st); 1954-55 – Darrell Floyd (1st); 1955-56 – Darrell Floyd (1st); 1974-75 – Clyde Mayes (3rd); 2015-16 – Stephen Croone (HM); 2016-17 – Devin Sibley (HM)
UNCG (1)
2006-07- Kyle Hines (HM)
North Carolina State (3)
1947-48 – Dick Dickey (3rd); 1949-50 – Dick Dickey (2nd), Sam Ranzino (2nd); 1950-51 – Sam Ranzino (1st); 1952-53 – Bobby Speight (3rd)
Richmond (1)
1974-75 – Bob McCurdy (3rd)
West Virginia (4)
1950-51 – Mark Workman (3rd); 1951-52 – Mark Workman (1st); 1955-56 – Rod Hundley (2nd); 1956-57 – Rod Hundley (1st); 1957-58 – Lloyd Sharrar (2nd), Jerry West (3rd); 1958-59 – Jerry West (1st); 1959-60 – Jerry West (1st); 1961-62 – Rod Thorn (2nd); 1962-63 – Rod Thorn (2nd)
Western Carolina (1)
2023-24 – Vonterius Woolbright (HM)
Wofford (2)
2014-15 – Karl Cochran (HM); 2017-18 – Fletcher Magee (HM); 2018-19 – Fletcher Magee (HM)

USBWA All-Americans
(since 1956-57 season)

Davidson (3)
1964-65 – Fred Hetzel; 1965-66 – Dick Snyder; 1968-69 – Mike Maloy
ETSU (1)
1990-91 – Keith Jennings
West Virginia (2)
1956-57 – Rod Hundley; 1958-59 – Jerry West; 1959-60 – Jerry West; 1962-63 – Rod Thorn

UPI All-Americans
(1948-49 to 1995-96)

Davidson (3)
1963-64 – Fred Hetzel (2nd); 1964-65 – Fred Hetzel (1st); 1965-66 – Dick Snyder (2nd); 1968-69 – Mike Maloy (2nd); 1969-70 – Mike Maloy (3rd)
Duke (1)
1950-51 – Dick Groat (2nd); 1951-52 – Dick Groat (1st)
ETSU (1)
1990-91 – Keith Jennings (3rd)
Furman (2)
1952-53 – Frank Selvy (2nd); 1953-54 – Frank Selvy (1st); 1954-55 – Darrell Floyd (2nd); 1955-56 – Darrell Floyd (1st)
North Carolina State (2)
1949-50 – Dick Dickey (3rd); 1950-51 – Sam Ranzino (1st)
West Virginia (5)
1951-52 – Mark Workman (1st); 1955-56 – Rod Hundley (2nd); 1956-57 – Rod Hundley (1st); 1957-58 – Lloyd Sharrar (3rd), Jerry West (3rd); 1958-59 – Jerry West (1st); 1959-60 – Jerry West (1st); 1961-62 – Rod Thorn (2nd); 1962-63 – Rod Thorn (2nd)

Wooden All-Americans
(since 1976-77 season)

Davidson (1)
2007-08 – Stephen Curry (2nd)

Academic All-Americans

College of Charleston (1)
1999-00 – Jody Lumpkin (1st); 2000-01 – Jody Lumpkin (1st)



Furman forward Clyde Mayes earned third-team Associated Press All-America honors in 1974-75.

Davidson (5)
1965-66 – Dick Snyder (3rd); 1970 – Duncan Postma (3rd); 1980-81 – Cliff Tribus (3rd); 1986-87 – Derek Rucker (2nd); 1987-88 – Derek Rucker (1st); 2011-12 – JP Kuhlman (3rd)
Elon (1)
2006-07 – Chris Chalko (3rd)
Furman (1)
1992-93 – Derek Waugh (3rd)
Mercer (1)
2019-20 – Djordje Dimitrijevic (2nd)
UNCG (1)
1999-00 – Nathan Jameson (3rd); 2000-01 – Nathan Jameson (1st)
VMI (2)
1979-80 – Andy Kolesar (1st); 1980-81 – Andy Kolesar (1st); 1995-96 – Bobby Prince (3rd)
Western Carolina (2)
1979-80 – Greg Dennis (2nd); 1981-82 – Greg Dennis (2nd); 1985-86 – Richard Rogers (3rd)
West Virginia (1)
1962-63 – Rod Thorn (1st)
Wofford (1)
2011-12 – Brad Loesing (1st)

NCAA Postgraduate Scholarship Winners

Davidson (2)
1968-69 – Wayne Huckel; 1982-83 – Cliff Tribus
VMI (5)
1968-69 – Johnny Mitchell; 1970-71 – Jan Essenburg; 1976-77 – Will Bynum; 1980-81 – Andy Kolesar; 1986-87 – Gay Elmore
Western Carolina (2)
1981-82 – Greg Dennis; 1986-87 – Richard Rogers

Oscar Robertson National Player of the Week
(since 2009-10 season)

Chattanooga (1)
Dec. 20, 2022 – Jake Stephens
Wofford (1)
March 3, 2019 – Fletcher Magee

Frances Pomeroy Naismith Award
(1968-69 to 2013-14)

ETSU (1)
1990-91 – Keith Jennings

SoConSports.com

SOCON PLAYERS IN THE NBA

College of Charleston (1)
Andrew Goudelock, Los Angeles Lakers (2011-13)

Davidson (5)
Stephen Curry, Golden State (2009-present)
Fred Hetzel, San Francisco (1966-68), Milwaukee (1969), Chicago (1969), Philadelphia (1970), Los Angeles Lakers (1971)
Rodney Knowles, Phoenix (1969)
Dick Snyder, St. Louis (1967-68), Phoenix (1969-70), Seattle (1970-74, '79), Cleveland (1975-78)
Brandon Williams, Golden State (1998), San Antonio (1999), Atlanta (2003)

Duke (2)
Robert Gantt, Washington (1947)
Dick Groat, (Fort Wayne 1953)

ETSU (1)
Keith Jennings, Golden State (1992-95), Denver (1996-97)

Furman (3)
Clyde Mayes, Milwaukee (1976), Indiana (1977), Buffalo (1977)
Frank Selvy, Baltimore (1955), Milwaukee (1955), St. Louis (1956, '58), Minneapolis (1958, '60), New York (1959), Syracuse (1960), Los Angeles Lakers (1961-64)
Jalen Slawson, Sacramento (2023), Orlando (2024)

George Washington (4)
Walter Devlin, Fort Wayne (1956-57), Minneapolis (1958)
Gene Guarilia, Boston (1960-63)
Joe Holup, Syracuse (1957-58), Detroit (1958-59)
Matthew Zunic, Washington (1949)

Maryland (1)
Gene Shue, Philadelphia (1955), New York (1955-56, '63), Fort Wayne (1957), Detroit (1958-62), Baltimore (1964)

North Carolina (6)
Hooks Dillon, Washington (1950)
George Glamack, Indianapolis (1950)
Harry Miller, Toronto (1947)
William Miller, Chicago (1949), St. Louis (1949)
*Bones McKinney, Washington (1947-51), Boston (1951-52)
*also played at North Carolina State
Fred Nagy, Indianapolis (1949)

North Carolina State (6)
Eddie Bartels, Denver (1950), New York (1950), Washington (1951)
Dick Dickey, Boston (1952)
Bob Hahn, Chicago (1950)
Leo Katkavek, Washington (1949-50), Baltimore (1950)
Sam Ranzino, Rochester (1952)

South Carolina (1)
Jim Slaughter, Baltimore (1952)

Chattanooga (5)
Matt Ryan, Boston (2022), Los Angeles Lakers (2022-present)
Russ Schoene, Philadelphia (1983), Indiana (1983), Seattle (1987-89)
Johnny Taylor, Orlando (1998), Denver (1999)
Willie White, Denver (1985-86)
Gerald Wilkins, New York (1986-92), Cleveland (1993-94); Vancouver (1996); Orlando (1997-98)

VMI (1)
Ron Carter, Los Angeles Lakers (1979), Indiana (1980)

Virginia Tech (1)
John Wetzel, Los Angeles Lakers (1968), Phoenix (1971-72, '76), Atlanta (1973-75)

Wake Forest (1)
Dickie Hemric, Boston (1956-57)

West Virginia (5)
Rod Hundley, Minneapolis (1958-60), Los Angeles Lakers (1961-63)
Robert Smith, Minneapolis (1960), Los Angeles Lakers (1962)
Rod Thorn, Baltimore (1964), Detroit (1965-66), St. Louis (1966-67), Seattle (1968-71)
Jerry West, Los Angeles Lakers (1961-74)
Ron Williams, San Francisco (1969-71), Golden State (1972-73), Milwaukee (1974-75), Los Angeles Lakers (1976)

Western Carolina (3)
Frankie King, Los Angeles Lakers (1995-96), Philadelphia (1996-97)
Kevin Martin, Sacramento (2004-10), Houston (2010-12), Oklahoma City (2012-13), Minnesota (2013-16), San Antonio (2016)
Bubba Wilson, Golden State (1980)

William & Mary (2)
Andrew Duncan, Rochester (1949-50), Boston



Credit: NBA/Warriors

Davidson's Stephen Curry is a two-time NBA MVP and helped the Golden State Warriors to league titles in 2015, 2017, 2018 and 2022, earning Finals MVP honors in 2022. Curry, who became the first unanimous MVP in league history in 2015-16, led the NBA in 3-pointers each season from 2012-13 to 2016-17, hitting a record 402 in 2015-16.



West Virginia's Jerry West played for the Los Angeles Lakers from 1961-74. His silhouette was the model for the universally recognized NBA logo.



Former Western Carolina standout Kevin Martin averaged 17.4 points per game over his 12-year NBA career.

SOCON NBA DRAFT PICKS

Year	Rd.	Player	School	Team
1977	8	Tony Searcy	Appalachian State	Golden State
1979	4	Darryl Robinson	Appalachian State	Portland
1979	8	Renaldo Lawrence	Appalachian State	San Diego
1984	8	Dale Roberts	Appalachian State	Detroit
1962	5	Gary Daniels	The Citadel	Boston
1979	4	Rick Swing	The Citadel	Cleveland
1952		John Snee	Clemson	Milwaukee
2011	2	Andrew Goudelock	College of Charleston	Los Angeles Lakers
1965	1	Fred Hetzel	Davidson	San Francisco
1965	5	Don Davidson	Davidson	Boston
1966	2	Dick Snyder	Davidson	St. Louis
1968	6	Rodney Knowles	Davidson	Phoenix
1968	14	Tom Youngdale	Davidson	Phoenix
1968	16	Wayne Huckel	Davidson	Phoenix
1970	2	Doug Cook	Davidson	Cincinnati
1970	6	Jerry Kroll	Davidson	Los Angeles Lakers
1970	10	Mike Maloy	Davidson	Boston
1972	5	Bryan Adrian	Davidson	Boston
1979	3	John Gerdy	Davidson	New Jersey
1981	8	Todd Haynes	Davidson	San Diego
1983	8	Cliff Tribus	Davidson	Denver
2009	1	Stephen Curry	Davidson	Golden State
1947		Ed Koffenberger	Duke	Philadelphia
1952	1	Dick Groat	Duke	Fort Wayne
1954	3	Rudy D'Emilio	Duke	Philadelphia
1954	7	Bernie Janicki	Duke	Fort Wayne
1968	10	Charles Alford	East Carolina	Los Angeles Lakers
1979	8	Delbert Watson	ETSU	Houston
1983	3	Winfred King	ETSU	Boston
1983	5	Troy Lee Mikel	ETSU	New York Knicks
1986	4	Wes Stallings	ETSU	Philadelphia
1953	3	Neil Gordon	Furman	New York
1954	1	Frank Selvy	Furman	Baltimore
1956		Darrell Floyd	Furman	St. Louis
1963	2	Jerry Smith	Furman	Detroit
1963	10	Gerald Glur	Furman	New York Knicks
1970	12	John Brunson	Furman	Seattle
1970	15	Liscio Thomas	Furman	Chicago
1973	5	Ray Simpson	Furman	Chicago
1973	10	Russ Hunt	Furman	Chicago
1975	2	Clyde Mayes	Furman	Milwaukee
1975	4	Fessor Leonard	Furman	Washington
1979	4	Al Daniel	Furman	San Antonio
1980	3	Jonathan Moore	Furman	Detroit
1982	6	Mel Daniel	Furman	New Jersey
1984	3	George Singleton	Furman	Los Angeles Lakers
2023	2	Jalen Slawson	Furman	Sacramento Kings
1947		Mat Zunic	George Washington	Washington
1949	4	Maynard Haitcock	George Washington	Washington
1953	5	Joe Holup	George Washington	Boston
1954	11	Elliott Karver	George Washington	Baltimore
1954	13	John Holup	George Washington	Philadelphia
1955	2	Corky Devlin	George Washington	Philadelphia
1956	1	Joe Holup	George Washington	Syracuse
1959	2	Gene Gaurilia	George Washington	Boston
1959	5	Bill Telasky	George Washington	Philadelphia
1959	6	Bucky McDonald	George Washington	New York Knicks
1984	6	LaVerne Evans	Marshall	Dallas
1948		William Brown	Maryland	Philadelphia
1954	1	Gene Shue	Maryland	Philadelphia
1948		Norm Kohler	North Carolina	Indianapolis
1948		John Dillon	North Carolina	Chicago
1948		Bob Paxton	North Carolina	Indianapolis
1948		Leo Katkaveck	North Carolina State	Washington
1950	3	Dick Dickey	North Carolina State	Baltimore
1950	6	Warren Cartier	North Carolina State	Washington
1951	4	Paul Horvath	North Carolina State	Syracuse
1951	8	Hugo Kappler	North Carolina State	Boston
1952		Lee Terrill	North Carolina State	Fort Wayne
1953		Bob Speight	North Carolina State	Baltimore
1953		Bob Goss	North Carolina State	Rochester
1954	4	Mel Thompson	North Carolina State	Fort Wayne
1967	13	John Moates	Richmond	Cincinnati
1974	6	Aron Stewart	Richmond	Cleveland
1975	8	Bob McCurdy	Richmond	Milwaukee
1982	2	Russ Schoene	Chattanooga	Philadelphia
1982	9	Nick Morken	Chattanooga	Golden State
1984	2	Willie White	Chattanooga	Denver
1985	2	Gerald Wilkins	Chattanooga	New York Knicks
1997	1	Johnny Taylor	Chattanooga	Orlando
1961	2	Chris Smith	Virginia Tech	Syracuse
1966	4	Charles Schmaus	VMI	St. Louis
1978	2	Ron Carter	VMI	Los Angeles Lakers
1987	6	Gay Elmore	VMI	Milwaukee
1955	2	Dick Hemric	Wake Forest	Boston
1952		Jay Handlan	Washington & Lee	Indianapolis
1957	5	Lee Marshall	Washington & Lee	New York Knicks
1958	4	Don Flora	Washington & Lee	Boston
1952	1	Mark Workman	West Virginia	Milwaukee
1953		Jim Scottie	West Virginia	Rochester
1957	1	Rod Hundley	West Virginia	Cincinnati
1959	3	Bob Smith	West Virginia	Minneapolis
1960	1	Jerry West	West Virginia	Minneapolis
1961	6	Lee Patrone	West Virginia	Detroit
1963	1	Rod Thorn	West Virginia	Baltimore
1963	6	Jim McCormack	West Virginia	Cincinnati
1967	6	Bob Benfield	West Virginia	New York Knicks
1968	7	Dave Reasor	West Virginia	San Francisco
1977	5	Bubba Wilson	Western Carolina	Golden State
1983	10	Ronnie Carr	Western Carolina	Atlanta
1995	2	Frankie King	Western Carolina	Los Angeles Lakers
2004	1	Kevin Martin	Western Carolina	Sacramento
1947		Andy Duncan	William & Mary	New York
1950	4	Chet Giermak	William & Mary	Rochester
1953		Bill Chambers	William & Mary	Minneapolis
1955	6	John Mahoney	William & Mary	Boston
1959	5	Don Lange	William & Mary	Boston
1961	2	Jeff Cohen	William & Mary	Chicago



Chattanooga's Gerald Wilkins was drafted by the New York Knicks in the second round of the 1985 NBA Draft. Wilkins enjoyed a 14-year NBA career while playing with the Knicks, Cleveland Cavaliers, Vancouver Grizzlies and Orlando Magic.

POSTSEASON HISTORY BY SCHOOL

The Citadel

(SoCon member 1936-present)

CollegeInsider.com Tournament (0-1)

3/19/09	at Old Dominion	L	59-67	First Round

ETSU

(SoCon member 1978-2005, 2014-present)

NCAA Men's Basketball Championship (3-10)

3/9/68	Florida State	W	79-69	Mideast Regional
3/15/68	Ohio State	W	79-72	Mideast Regional
3/16/68	Marquette	L	57-69	Mideast Regional
3/16/89	No. 1 Oklahoma	L	71-72	Southeast Regional
3/15/90	No. 13 Georgia Tech	L	83-99	Southeast Regional
3/14/91	No. 7 Iowa	L	73-76	Midwest Regional
3/20/92	No. 3 Arizona	W	87-80	Southeast Regional
3/22/92	No. 6 Michigan	L	90-102	Southeast Regional
3/21/03	No. 2 Wake Forest	L	73-76	East Regional
3/19/04	No. 4 Cincinnati	L	77-80	Atlanta Regional
3/20/09	No. 1 Pittsburgh	L	62-72	East Regional
3/18/10	No. 1 Kentucky	L	71-100	East Regional
3/16/17	No. 4 Florida	L	65-80	East Regional

NIT (0-2)

3/15/83	Vanderbilt	L	74-79	First Round
3/14/07	Clemson	L	57-64	First Round

CollegeInsider.com Tournament (3-2)

3/15/11	Furman	W	76-63	First Round
3/22/11	Ohio	W	82-73	Quarterfinals
3/26/11	Iona	L	80-83	Semifinals
3/18/14	Chattanooga	W	79-66	First Round
3/21/14	Towson	L	77-83	Second Round

Vegas 16 (1-1)

3/28/16	Louisiana Tech	W	88-83	Quarterfinals
3/29/16	Oakland	L	81-104	Semifinals



James Dickey notched a double-double for UNCG in the Spartans' 68-64 loss to No. 4 seed Gonzaga in the 2018 NCAA Men's Basketball Championship.

Furman

(SoCon member 1936-present)

NCAA Men's Basketball Championship (2-8)

3/13/71	Fordham	L	74-105	East Regional
3/10/73	Syracuse	L	82-83	East Regional
3/9/74	South Carolina	W	75-67	East Regional
3/14/74	Pittsburgh	L	78-81	East Regional
3/16/74	Providence	L	83-95	East Regional
3/15/75	Boston College	L	76-82	East Regional
3/12/78	Indiana	L	62-63	East Regional
3/6/80	No. 7 Tennessee	L	69-80	East Regional
3/16/23	No. 4 Virginia	W	68-67	South Regional
3/18/23	No. 5 San Diego State	L	52-75	South Regional

NIT (0-2)

3/15/91	West Virginia	L	67-86	First Round
3/20/19	Wichita State	L	70-76	First Round

CollegeInsider.com Tournament (3-3)

3/15/11	at ETSU	L	63-76	First Round
3/15/16	Louisiana-Monroe	W	58-57	First Round
3/19/16	Louisiana	L	72-80	Second Round
3/16/17	at USC Upstate	W	79-57	First Round
3/25/17	at Campbell	W	79-64	Quarterfinal
3/29/17	at Saint Peter's	L	51-77	Semifinal

Mercer

(SoCon member 2014-present)

NCAA Men's Basketball Championship (1-3)

3/12/81	No. 5 Arkansas	L	67-73	Midwest Regional
3/15/85	No. 2 Georgia Tech	L	58-65	East Regional
3/21/14	No. 3 Duke	W	78-71	Midwest Regional
3/23/14	No. 11 Tennessee	L	63-83	Midwest Regional

NIT (1-1)

3/20/13	at Tennessee	W	75-67	First Round
3/25/13	at BYU	L	71-90	Second Round

CollegeInsider.com Tournament (5-1)

3/13/12	Tennessee State	W	68-60	First Round
3/17/12	Georgia State	W	64-59	Second Round
3/21/12	at Old Dominion	W	79-73	Quarterfinals
3/24/12	at Fairfield	W	64-59	Semifinals
3/28/12	at Utah State	W	70-67	Final
3/15/16	at Coastal Carolina	L	57-65	First Round

College Basketball Invitational (2-2)

3/18/15	Stony Brook	W	72-70	First Round
3/23/15	Louisiana-Monroe	L	69-71	Quarterfinals
3/14/18	at Grand Canyon	W	78-73	First Round
3/19/18	at North Texas	L	67-96	Second Round

UNCG

(SoCon member 1997-present)

NCAA Men's Basketball Championship (0-4)

3/15/96	No. 2 Cincinnati	L	61-66	Southeast Regional
3/15/01	No. 1 Stanford	L	60-89	West Regional
3/15/18	No. 4 Gonzaga	L	64-68	West Regional
3/20/21	No. 4 Florida State	L	64-54	East Regional

NIT (1-3)

3/14/02	Memphis	L	62-82	First Round
3/15/17	at Syracuse	L	77-90	First Round
3/19/19	Campbell	W	84-69	First Round
3/23/19	Lipscomb	L	69-86	Second Round

College Basketball Invitational (1-2)

3/16/16	Houston Baptist	W	69-65	First Round
3/21/16	at Ohio	L	67-72	Second Round
3/20/22	vs. Boston University	L	68-71	First Round

Samford

(SoCon member 2008-present)

NCAA Men's Basketball Championship (0-2)

3/21/99	No. 3 St. John's	L	43-69	South Regional
3/16/00	No. 4 Syracuse	L	65-79	South Regional
3/21/24	No. 4 Kansas	L	89-93	Midwest Regional



Wes Moore and Chattanooga won two games in the 1997 NCAA tournament, taking down No. 3 seed Georgia and No. 6 seed Illinois.

CollegeInsider.com Tournament (1-1)

3/14/17	Canisius	W	78-74	First Round
3/20/17	at Liberty	L	58-66	Second Round

Chattanooga

(SoCon member 1976-present)

NCAA Men's Basketball Championship (3-12)

3/12/81	No. 6 Maryland	L	69-81	Mideast Regional
3/12/82	No. 7 NC State	W	58-51	Mideast Regional
3/14/82	No. 2 Minnesota	L	61-62	Mideast Regional
3/17/83	No. 8 Maryland	L	51-52	Mideast Regional
3/17/88	No. 1 Oklahoma	L	66-94	Southeast Regional
3/19/93	No. 5 Wake Forest	L	58-81	Southeast Regional
3/17/94	No. 4 Kansas	L	73-102	Southeast Regional
3/16/95	No. 2 Connecticut	L	71-100	West Regional
3/14/97	No. 3 Georgia	W	73-70	Southeast Regional
3/16/97	No. 6 Illinois	W	63-75	Southeast Regional
3/21/97	No. 10 Providence	L	65-71	Southeast Regional
3/17/05	No. 2 Wake Forest	L	54-70	New Mexico Regional
3/19/09	No. 1 Connecticut	L	47-103	West Regional
3/17/16	No. 5 Indiana	L	74-99	East Regional
3/18/22	No. 4 Illinois	L	53-54	South Regional

NIT (3-4)

3/14/84	Georgia	W	74-69	First Round
3/19/84	at Tennessee	L	66-68	Second Round
3/15/85	Clemson	W	67-65	First Round
3/20/85	at Lamar	W	85-84	Second Round
3/24/85	at Louisville	L	66-71	Quarterfinals
3/13/86	Georgia	L	81-95	First Round
3/12/87	Cleveland State	L	73-92	First Round

CollegeInsider.com Tournament (0-1)

3/18/14	at ETSU	L	66-79	First Round

VMI

(SoCon member 1923-2003, 2014-present)

NCAA Men's Basketball Championship (3-3)

3/9/64	Princeton	L	60-86	East Regional
3/13/76	Tennessee	W	81-75	East Regional
3/18/76	DePaul	W	71-66 (OT)	East Regional
3/20/76	Rutgers	L	75-91	East Regional
3/12/77	Duquesne	W	73-66	East Regional
3/17/77	Kentucky	L	78-93	East Regional

CollegeInsider.com Tournament (3-1)

3/18/14	at Canisius	W	111-100	First Round
3/22/14	IPFW	W	106-95	Second Round
3/26/14	at Ohio	W	92-90	Quarterfinals
4/1/14	Yale	L	62-75	Semifinals

College Basketball Invitational (0-1)

3/20/22	vs. UNCW	L	78-93	First Round

Western Carolina

(SoCon member 1976-present)

NCAA Men's Basketball Championship (0-1)

3/14/96	No. 1 Purdue	L	71-73	West Regional

CollegeInsider.com Tournament (0-1)

3/16/10	at Marshall	L	88-90	First Round

College Basketball Invitational (0-2)

3/16/16	at Vermont	L	74-79	First Round
3/18/23	vs. Charlotte	L	56-65	First Round

Wofford

(SoCon member 1997-present)

NCAA Men's Basketball Championship (1-5)

3/19/10	No. 4 Wisconsin	L	49-53	East Regional
3/17/11	No. 3 BYU	L	66-74	Southeast Regional
3/20/14	No. 2 Michigan	L	40-57	Midwest Regional
3/19/14	No. 5 Arkansas	L	53-56	West Regional
3/21/19	No. 10 Seton Hall	W	84-68	Midwest Regional
3/23/19	No. 2 Kentucky	L	56-62	Midwest Regional

CollegeInsider.com Tournament (0-1)

3/16/18	Central Michigan	L	94-98	Second Round

College Basketball Invitational (0-1)

3/14/12	at Pittsburgh	L	63-81	First Round

The NCAA began using seeds in the 1979 NCAA Championship.



Wofford's Fletcher Magee scored 24 points in an 84-68 win over Seton Hall in 2019, leading the Terriers to their first-ever NCAA tournament victory. Magee also became the NCAA Division I career leader in 3-pointers in the game.

1939	**Wake Forest:** Eastern Regional (0-1)			
1939	Ohio State	L	52-64	Regional Semifinal
1941	**North Carolina:** Fourth in Eastern Regional (0-2)			
1941	Pittsburgh	L	20-26	Regional Semifinal
1941	Dartmouth	L	59-60	Regional Third Place
1946	**North Carolina:** First in Eastern Regional (2-1)			
1946	NYU	W	57-49	Regional Semifinal
1946	Ohio State	W (OT)	60-57	Regional Final
1946	Oklahoma State	L	40-43	Championship Game
1950	**North Carolina State:** Second in Eastern Regional (2-1)			
1950	Holy Cross	W	87-74	Regional Semifinal
1950	CCNY	L	73-78	Regional Final
1950	Baylor	W	53-41	National Consolation
1951	**North Carolina State:** Fourth in East Regional (1-2)			
1951	Villanova	W	67-62	Regional First Round
1951	Illinois	L	70-84	Regional Semifinal
1951	St. John's	L	59-71	Regional Final
1952	**North Carolina State:** Third in East Regional (1-1)			
1952	St. John's	L	49-60	Regional Semifinal
1952	Penn State	W	69-60	Regional Third Place
1953	**Wake Forest:** Third in East Regional (1-1)			
1953	Holy Cross	L	71-79	Regional Semifinal
1953	Lebanon Valley	W	91-71	Regional Third Place
1954	**George Washington:** East Regional (0-1)			
1954	North Carolina State	L	73-75	Regional First Round
1955	**West Virginia:** East Regional (0-1)			
1955	LaSalle	L	61-95	Regional First Round
1956	**West Virginia:** East Regional (0-1)			
1956	Dartmouth	L (2OT)	59-61	Regional First Round
1957	**West Virginia:** East Regional (0-1)			
1957	Canisius	L	56-64	Regional First Round
1958	**West Virginia:** East Regional (0-1)			
1958	Manhattan	L	85-89	Regional First Round
1959	**West Virginia:** First in East Regional (4-1)			
1959	Dartmouth	W	82-68	Regional First Round
1959	Saint Joseph's	W	95-92	Regional Semifinal
1959	Boston University	W	86-82	Regional Final
1959	Louisville	W	94-79	National Semifinal
1959	California	L	70-71	National Final
1960	**West Virginia:** Third in East Regional (2-1)			
1960	Navy	W	94-86	Regional First Round
1960	NYU	L (OT)	81-82	Regional Semifinal
1960	Saint Joseph's	W	106-100	Regional Third Place
1961	**George Washington:** East Regional (0-1)			
1961	Princeton	L	67-84	Regional First Round
1962	**West Virginia:** East Regional (0-1)			
1962	Villanova	L	75-90	Regional First Round
1963	**West Virginia:** Third in East Regional (2-1)			
1963	Connecticut	W	77-71	Regional First Round
1963	Saint Joseph's	L	88-97	Regional Semifinal
1963	NYU	W	83-73	Regional Third Place
1964	**VMI:** East Regional (0-1)			
1964	Princeton	L	60-86	Regional First Round
1965	**West Virginia:** East Regional (0-1)			
1965	Providence	L	67-91	Regional First Round
1966	**Davidson:** Fourth in East Regional (1-2)			
1966	Rhode Island	W	95-65	Regional First Round
1966	Syracuse	L	78-94	Regional Semifinal
1966	Saint Joseph's	L	76-92	Regional Third Place
1967	**West Virginia:** East Regional (0-1)			
1967	Princeton	L	57-68	Regional First Round
1968	**Davidson:** Second in East Regional (2-1)			
1968	St. John's	W	79-70	Regional First Round
1968	Columbia	W (OT)	61-59	Regional Semifinal
1968	North Carolina	L	66-70	Regional Final

Breakdown by school

Current members	Years	Won	Lost	Pct
ETSU	7	1	7	.125
Furman	7	2	8	.200
Chattanooga	12	3	12	.200
UNCG	3	0	3	.000
VMI	3	3	3	.500
Western Carolina	1	0	1	.000
Wofford	5	1	5	.167
Totals	**38**	**10**	**39**	**.204**

Former members	Years	Won	Lost	Pct
Appalachian State	2	0	2	.000
College of Charleston	1	0	1	.000
Davidson	12	8	13	.381
East Carolina	1	0	1	.000
George Washington	2	0	2	.000
Marshall	3	0	3	.000
North Carolina	2	2	3	.400
North Carolina State	3	4	4	.500
Wake Forest	2	1	2	.333
West Virginia	10	8	10	.444
Totals	**38**	**23**	**41**	**.359**
Combined	**76**	**33**	**80**	**.292**

1969	**Davidson:** Second in East Regional (2-1)			
1969	Villanova	W	75-61	Regional First Round
1969	St. John's	W	79-68	Regional Semifinal
1969	North Carolina	L	85-87	Regional Final
1970	**Davidson:** East Regional (0-1)			
1970	St. Bonaventure	L	72-85	Regional First Round
1971	**Furman:** East Regional (0-1)			
1971	Fordham	L	74-105	Regional First Round
1972	**East Carolina:** East Regional (0-1)			
3/11/72	Villanova	L	70-85	Regional First Round
1973	**Furman:** East Regional (0-1)			
3/10/73	Syracuse	L	82-83	Regional First Round
1974	**Furman:** Fourth in East Regional (1-2)			
3/9/74	South Carolina	W	75-67	Regional First Round
3/14/74	Pittsburgh	L	78-81	Regional Semifinal
3/16/74	Providence	L	83-95	Regional Third Place
1975	**Furman:** East Regional (0-1)			
3/15/75	Boston College	L	76-82	Regional First Round
1976	**VMI:** Second in East Regional (2-1)			
3/13/76	Tennessee	W	81-75	Regional First Round
3/18/76	DePaul	W (OT)	71-66	Regional Semifinal
3/20/76	Rutgers	L	75-91	Regional Final
1977	**VMI:** East Regional (1-1)			
3/12/77	Duquesne	W	73-66	Regional First Round
3/17/77	Kentucky	L	78-93	Regional Semifinal
1978	**Furman:** East Regional (0-1)			
3/12/78	Indiana	L	62-63	Regional First Round
1979	**Appalachian State:** No. 6 Mideast Regional (0-1)			
3/10/79	No. 3 LSU	L	57-71	Regional Second Round
1980	**Furman:** No. 10 East Regional (0-1)			
3/6/80	No. 7 Tennessee	L	69-80	Regional First Round
1981	**Chattanooga:** No. 11 Mideast Regional (0-1)			
3/12/81	No. 6 Maryland	L	69-81	Regional First Round
1982	**Chattanooga:** No. 10 Mideast Regional (1-1)			
3/12/82	No. 7 N.C. State	W	58-51	Regional First Round
3/14/82	No. 2 Minnesota	L	61-62	Regional Second Round
1983	**Chattanooga:** No. 9 Mideast Regional (0-1)			
3/17/82	No. 8 Maryland	L	51-52	Regional First Round
1984	**Marshall:** No. 10 Midwest Regional (0-1)			
3/16/84	No. 7 Villanova	L	72-84	Regional First Round

#SoConHoops

SOCON IN THE NCAA CHAMPIONSHIP

1985	**Marshall:** No. 15 West Regional (0-1)			
3/15/85	No. 2 VCU	L	65-81	Regional First Round
1986	**Davidson:** No. 16 Southeast Regional (0-1)			
3/14/85	No. 1 Kentucky	L	55-75	Regional First Round
1987	**Marshall:** No. 13 East Regional (0-1)			
3/12/87	No. 4 TCU	L	60-76	Regional First Round
1988	**Chattanooga:** No. 16 Southeast Regional (0-1)			
3/17/88	No. 1 Okalahoma	L	66-94	Regional First Round
1989	**ETSU:** No. 16 Southeast Regional (0-1)			
3/16/89	No. 1 Oklahoma	L	71-72	Regional First Round
1990	**ETSU:** No. 13 Southeast Regional (0-1)			
3/15/90	No. 13 Georgia Tech	L	83-99	Regional First Round
1991	**ETSU:** No. 10 Midwest Regional (0-1)			
3/14/91	No. 7 Iowa	L	73-76	Regional First Round
1992	**ETSU:** No. 14 Southeast Regional (1-1)			
3/20/92	No. 3 Arizona	W	87-80	Regional First Round
3/22/92	No. 6 Michigan	L	90-102	Regional Second Round
1993	**Chattanooga:** No. 12 Southeast Regional (0-1)			
3/19/93	No. 5 Wake Forest	L	58-81	Regional First Round
1994	**Chattanooga:** No. 13 Southeast Regional (0-1)			
3/17	No. 4 Kansas	L	73-102	Regional First Round
1995	**Chattanooga:** No. 15 West Regional (0-1)			
3/16/95	No. 2 Connecticut	L	71-100	Regional First Round
1996	**Western Carolina:** No. 16 West Regional (0-1)			
3/14/96	No. 1 Purdue	L	71-73	Regional First Round
1997	**Chattanooga:** No. 14 Southeast Regional (2-1)			
3/14/97	No. 3 Georgia	W	73-70	Regional First Round
3/16/97	No. 6 Illinois	W	63-75	Regional Second Round
3/21/97	No. 10 Providence	L	65-71	Regional Semifinal
1998	**Davidson:** No. 14 South Regional (0-1)			
3/13/98	No. 3 Michigan	L	61-80	Regional First Round
1999	**College of Charleston:** No. 8 East Regional (0-1)			
3/12/99	No. 9 Tulsa	L	53-62	Regional First Round
2000	**Appalachian State:** No. 14 South Regional (0-1)			
3/18/00	No. 3 Ohio State	L	61-87	Regional First Round
2001	**UNCG:** No. 16 West Regional (0-1)			
3/15/01	No. 1 Stanford	L	60-89	Regional First Round
2002	**Davidson:** No. 13 West Regional (0-1)			
3/14/02	No. 4 Ohio State	L	64-69	Regional First Round
2003	**ETSU:** No. 15 East Regional (0-1)			
3/21/03	No. 2 Wake Forest	L	73-76	Regional First Round
2004	**ETSU:** No. 13 Atlanta Regional (0-1)			
3/19/04	No. 4 Cincinnati	L	77-80	Regional First Round
2005	**Chattanooga:** No. 15 New Mexico Regional (0-1)			
3/17/05	No. 2 Wake Forest	L	54-70	Regional First Round
2006	**Davidson:** No. 15 Dayton Regional (0-1)			
3/17/06	No. 2 Ohio State	L	62-70	Regional First Round
2007	**Davidson:** No. 13 Buffalo Regional (0-1)			
3/15/07	No. 4 Maryland	L	70-82	Regional First Round
2008	**Davidson:** No. 10 Midwest Regional (3-1)			
3/21/08	No. 7 Gonzaga	W	82-76	Regional First Round
3/23/08	No. 2 Georgetown	W	74-70	Regional Second Round
3/28/08	No. 3 Wisconsin	W	73-56	Regional Semifinal
3/30/08	No. 1 Kansas	L	57-59	Regional Final
2009	**Chattanooga:** No. 16 West Regional (0-1)			
3/19/09	No. 1 Connecticut	L	47-103	Regional First Round
2010	**Wofford:** No. 13 East Regional (0-1)			
3/19/09	No. 4 Wisconsin	L	49-53	Regional First Round
2011	**Wofford:** No. 14 Southeast Regional (0-1)			
3/17/11	No. 3 BYU	L	66-74	Regional First Round



This acrobatic shot by Jason Richards, along with 25 second-half points from Stephen Curry, sent Davidson past No. 2 seed Georgetown and into the Sweet Sixteen in 2008. The Wildcats would make it within two points of the Final Four, falling to eventual national champion Kansas, 59-57, in the Regional Final.

2012	**Davidson:** No. 14 West Regional (0-1)			
3/15/12	No. 3 Louisville	L	62-69	Regional First Round
2013	**Davidson:** No. 14 East Regional (0-1)			
3/21/13	No. 3 Marquette	L	58-59	Regional First Round
2014	**Wofford:** No. 15 Midwest Regional (0-1)			
3/20/14	No. 2 Michigan	L	40-57	Regional First Round
2015	**Wofford:** No. 12 West Regional (0-1)			
3/19/15	No. 5 Arkansas	L	53-56	Regional First Round
2016	**Chattanooga:** No. 12 East Regional (0-1)			
3/17/16	No. 5 Indiana	L	74-99	Regional First Round
2017	**ETSU:** No. 13 East Regional (0-1)			
3/16/17	No. 4 Florida	L	65-80	Regional First Round
2018	**UNCG:** No. 13 West Regional (0-1)			
3/15/18	No. 4 Gonzaga	L	64-68	Regional First Round
2019	**Wofford:** No. 7 Midwest Regional (1-1)			
3/21/19	No. 10 Seton Hall	W	84-68	Regional First Round
3/23/18	No. 2 Kentucky	L	56-62	Regional Second Round
2020	Not contested due to COVID-19			
2021	**UNCG:** No. 13 East Regional (0-1)			
3/20/21	No. 4 Florida State	L	54-64	Regional First Round
2022	**Chattanooga:** No. 13 South Regional (0-1)			
3/18/22	No. 4 Illinois	L	53-54	Regional First Round
2023	**Furman:** No. 13 South Regional (1-1)			
3/16/23	No. 4 Virginia	W	68-67	Regional First Round
3/18/23	No. 5 San Diego State	L	52-75	Regional Second Round
2024	**Samford:** No. 13 Midwest Regional (0-1)			
3/21/24	No. 4 Kansas	L	89-93	Regional First Round

The NCAA began using seeds in the 1979 NCAA Championship.

OTHER NATIONAL TOURNAMENTS

Postseason NIT

1947	**North Carolina State** (2-1, third place)		
	St. John's	W	64-55
	Kentucky	L	42-60
	West Virginia	W	64-52
1948	**North Carolina State (0-1)**		
	DePaul	L	67-75
1951	**North Carolina State (0-1)**		
	Seton Hall	L	59-71
1968	**West Virginia (0-1)**		
	Dayton	L	68-87
1972	**Davidson (0-1)**		
	Syracuse	L	77-81
1983	**ETSU (0-1)**		
	Vanderbilt	L	74-79
1984	**Chattanooga (1-1)**		
	Georgia	W	74-69
	Tennessee	L	66-68
1985	**Chattanooga (2-1)**		
	Clemson	W	67-65
	Lamar	W	85-84
	Louisville	L	66-71
1986	**Chattanooga (0-1)**		
	Georgia	L	81-95
1987	**Chattanooga (0-1)**		
	Cleveland State	L	73-92
1988	**Marshall (0-1)**		
	VCU	L	80-81
1991	**Furman (0-1)**		
	West Virginia	L	67-86
1994	**Davidson (0-1)**		
	West Virginia	L	69-85
1996	**Davidson (0-1)**		
	South Carolina	L	73-100
2002	**UNCG (0-1)**		
	Memphis	L	62-82
2003	**College of Charleston (1-1)**		
	Kent State	W	71-66
	Providence	L	64-69
2005	**Davidson (2-1)**		
	at VCU	W	77-62
	at Missouri State	W	82-71
	at Maryland	L	63-78
2006	**Georgia Southern (0-1)**		
	at Charlotte	L	61-77
2007	**Appalachian State (0-1)**		
	at Mississippi	L	59-73
2009	**Davidson (1-1)**		
	at South Carolina	W	70-63
	at Saint Mary's	L	68-80
2011	**College of Charleston (2-1)**		
	Dayton	W	94-84
	at Cleveland State	W	64-56
	at Wichita State	L	75-82
2014	**Davidson (0-1)**		
	at Missouri	L	77-85
2017	**UNCG (0-1)**		
	at Syracuse	L	77-90
2019	**Furman (0-1)**		
	Wichita State	L	70-76
	UNCG (1-1)		
	Campbell	W	84-69
	Lipscomb	L	69-86

Preseason NIT

1989	**Chattanooga (0-1)**		
	North Carolina	L	94-111
1991	**ETSU (1-1)**		
	Brigham Young	W	83-80
	Arizona	L	79-88
1998	**College of Charleston (0-1)**		
	Georgia	L	64-83
1999	**Davidson (0-1)**		
	Siena	L	79-88
2002	**UNCG (1-2)**		
	Wagner	W	84-65
	Kansas	L	66-105
2003	**Davidson (0-1)**		
	Texas Tech	L	58-89

College Basketball Invitational

2009	**College of Charleston (1-1)**		
	Troy	W	93-91
	Richmond	L	72-74
2010	**College of Charleston (1-1)**		
	at Eastern Kentucky	W	82-79
	at VCU	L	86-93
2011	**Davidson (1-1)**		
	James Madison	W	85-65
	at Creighton	L	92-102
2012	**Wofford (0-1)**		
	at Pittsburgh	L	63-81
2013	**College of Charleston (0-1)**		
	at George Mason	L	77-78
2015	**Mercer (1-1)**		
	Stony Brook	W	72-70
	Louisiana-Monroe	L	69-71
2016	**UNCG (1-1)**		
	Houston Baptist	W	69-65
	at Ohio	L	67-72
	Western Carolina (0-1)		
	at Vermont	L	74-79
2018	**Mercer (1-1)**		
	at Grand Canyon	W	78-73
	at North Texas	L	67-96
2022	**UNCG (0-1)**		
	vs. Boston University	L	68-71
	VMI (0-1)		
	vs. UNCW	L	78-93

NIT breakdown by school

School	App.	Won	Lost	Pct.
Appalachian State	1	0	1	.000
College of Charleston	2	3	2	.600
Chattanooga	4	3	4	.429
Davidson	6	3	6	.333
ETSU	1	0	1	.000
Furman	2	0	2	.000
Georgia Southern	1	0	1	.000
Marshall	1	0	1	.000
UNCG	3	1	3	.250
North Carolina State	3	2	3	.400
West Virginia	1	0	1	.000
Total	**25**	**12**	**25**	**.324**

2023	**Western Carolina (0-1)**		
	vs. Charlotte	L	56-65

CollegeInsider.com Tournament

2009	**The Citadel (0-1)**		
	at Old Dominion	L	59-67
2010	**Appalachian State (2-1)**		
	Harvard	W	93-71
	at Marshall	W	80-72
	Pacific	L	56-64
	Western Carolina (0-1)		
	at Marshall	L	88-90
2011	**Furman (0-1)**		
	at ETSU	L	63-76
2013	**Elon (0-1)**		
	at Canisius	L	53-69
2014	**Chattanooga (0-1)**		
	at ETSU	L	66-79
2016	**Furman (1-1)**		
	Louisiana-Monroe	W	58-57
	Louisiana	L	72-80
	Mercer (0-1)		
	at Coastal Carolina	L	57-65
2017	**Furman (2-1)**		
	at USC Upstate	W	79-57
	at Campbell	W	79-64
	at Saint Peter's	L	51-77
	Samford (1-1)		
	Canisius	W	78-74
	at Liberty	L	58-66
2018	**Wofford (0-1)**		
	Central Michigan	L	94-98
2019	**ETSU (0-1)**		
	Green Bay	L	94-102

Vegas 16

2016	**ETSU (1-1)**		
	vs. Louisiana Tech	W	88-83
	vs. Oakland	L	81-104

#SoConHoops